





**EXHIBIT A**







***US & CFPB v. Trustmark National Bank***

# Trustmark National Bank Branches as of 2018 (Exhibit A) Percent of Black and Hispanic Population by Census Tracts Bank's Assessment Area in Memphis MSA

## Legend

- Trustmark National Bank Branches
  -  Full Service Branch
  -  Limited Service Branch
  -  Consolidated
  -  Closed

ACS 2015 Census Data by Census Tracts  
Black and Hispanic Population Percentage

-  ≤49.9%
-  >50% and ≤79.9%
-  >80% and ≤100%
-  Bank Assessment Area Boundary
-  County Boundary
-  State Boundary

Arkansas

Shelby, TN

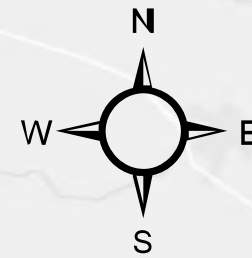
Tennessee

Fayette, TN

DeSoto, MS

Mississippi

Memphis



Prepared by:  
U.S. Department of Justice  
Civil Rights Division  
Washington D.C. 20530