



Fiscal Year 2018

**Debt Collection Recovery Activities of the
Department of Justice for Civil Debts
Referred for Collection
Annual Report**



May 2019

TABLE OF CONTENTS

Contents

| | |
|--|----|
| EXECUTIVE SUMMARY | 1 |
| STATUTORY REQUIREMENTS | 2 |
| REFERRALS AND COLLECTIONS SUMMARY | 3 |
| REFERRALS AND COLLECTIONS ANALYSIS - 2018..... | 5 |
| Referrals | 5 |
| Recoveries..... | 6 |
| Resolved/Closed | 7 |
| Ending Balance | 8 |
| TRENDS - 2014 THROUGH 2018 | 9 |
| APPENDICES | 12 |

EXECUTIVE SUMMARY

The Department of Justice (Department) collects on court-ordered judgments, contractual agreements and settlement agreements, on behalf of the Department of the Treasury and other Federal agencies, and is responsible for collecting from debtors who have defaulted on their responsibility to repay their debts, as well as ensuring the timely collection of current judgments and settlements. Such debts arise from the numerous Federal programs where Federal agencies loan money directly, or guarantee or ensure loans from private financial institutions. The Department also collects amounts due to the United States from fees, leases, services, overpayments, civil penalties, and other similar sources. In addition, the Department must enforce the financial judgments entered by the courts as the result of criminal litigation. The Department's efforts are conducted by the U.S. Attorneys' Offices (including Private Counsel) and the Department's litigating divisions. The management, accounting, disbursement and reporting of these debts is the responsibility of the Justice Management Division's Debt Collection Management Staff.

In 1986, the Federal Debt Recovery Act (FDRA) provided the Attorney General with the authority to retain at least four Private Counsel to represent the Department in its efforts to collect from federal debtors in each of up to ten Federal judicial districts as a pilot program to run for three years. The Debt Collection Improvement Act of 1996 expanded the use of Private Counsel by stating the Attorney General has permanent authority to contract with as few or as many Private Counsel in as many judicial districts as he deems appropriate. As of the end of Fiscal Year (FY) 2017, Private Counsel were retained by the Federal government in 19 Federal judicial districts with 33 Private Counsel offices participating.

This report provides information on civil debt collection activity by the Department for FY 2018. Included is information on new debts referred to the Department during the fiscal year, collections made on existing debts, debts closed during the fiscal year, and the balance of outstanding civil debts as of the end of the fiscal year. Information is provided, broken out by the agencies that referred the debt to the Department, and is shown for overall debts handled by the Department and debts assigned to Private Counsel. Agency specific details can be found in the appendix at the back of the report.

STATUTORY REQUIREMENTS

**As Required by
31 US Chapter Section 3718(6)(c)
and Amended in the Debt Collection Improvement Act, 1996**

The requirement for this annual report originated in 31 USC Section 3718, *Contracts for collection services*, which focuses on the use of contracts in retaining Private Counsel to provide legal services, including representation in negotiation, compromise, settlement, and litigation, in the case of any claim of indebtedness owed the United States. This was amended in 1996 by the Debt Collection Improvement Act (PL 104-134).

Reporting Requirement

The Attorney General shall transmit to the Congress an annual report on the activities of the Department of Justice to recover indebtedness owed the United States which was referred to the Department of Justice for collection. Each such report shall include a list, by agency, of—

- (1) the total number and amounts of claims which were referred for legal services to the Department of Justice and to Private Counsel under subsection (b) during the 1-year period covered by the report;
- (2) the total number and amount of those claims referred for legal services to the Department of Justice which were collected or were not collected or otherwise resolved during the 1-year period covered by the report; and
- (3) the total number and amount of those claims referred for legal services to Private Counsel under subsection (b)—
 - (A) which were collected or were not collected or otherwise resolved during the 1-year period covered by the report;
 - (B) which were not collected or otherwise resolved under a contract terminated by the Attorney General during the 1-year period covered by the report; and
 - (C) on which the Attorney General terminated the Private Counsel's representation during the 1-year period covered by the report without terminating the contract with the Private Counsel under which the claims were referred.

This Annual Report fulfills the statutory requirement.

REFERRALS AND COLLECTIONS SUMMARY

| TOTAL - FISCAL YEAR 2018 | | | |
|--------------------------|--|------------------|------------------|
| 31 USC § 3718 | | AMOUNT | COUNT |
| (1) | the total number and amounts of claims which were referred for legal services to the Department of Justice and to Private Counsel under subsection (b) during the 1-year period covered by the report; | \$16,897,399,339 | 5,658 |
| (2) | the total number and amount of those claims referred for legal services to the Department of Justice which were <u>collected</u> [...] during the 1-year period covered by the report; | \$13,465,378,729 | N/A ¹ |
| (2) | the total number and amount of those claims referred for legal services to the Department of Justice which were [...] <u>otherwise resolved</u> during the 1-year period covered by the report; | N/A ² | 11,969 |
| (2) | the total number and amount of those claims referred for legal services to the Department of Justice which were [...] <u>NOT collected or otherwise resolved</u> during the 1-year period covered by the report; | \$23,173,138,391 | 44,300 |

¹ The amounts collected are based on payments received during the current fiscal year regardless of the year of referral. These payments do not correlate to a specific number of individuals or cases.

² The number of cases resolved represents all cases closed by the Department during the fiscal year regardless of the year of referral. A dollar amount is not provided as original debt balances may change based on negotiated settlement after referral, balances may be paid over multiple years, or an offset of benefits could occur.

PRIVATE COUNSEL ONLY – FISCAL YEAR 2018

| 31 USC § 3718 | AMOUNT | COUNT |
|---|------------------|------------------|
| (3) the total number and amount of those claims referred for legal services to Private Counsel ³ | \$89,238,477 | 586 |
| (A) which were <u>collected</u> [...] during the 1-year period covered by the report; | \$23,525,223 | N/A ⁴ |
| (A) which were [...] <u>resolved</u> during the 1-year period covered by the report; | N/A ⁵ | 5,158 |
| (A) which were [...] <u>NOT collected or otherwise resolved</u> during the 1-year period covered by the report; | \$662,158,919 | 30,954 |
| (B) which were not collected or otherwise resolved under a contract terminated by the Attorney General during the 1-year period covered by the report; and ⁷ | N/A | N/A |
| (C) on which the Attorney General terminated the Private Counsel's representation during the 1-year period covered by the report without terminating the contract with the Private Counsel under which the claims were referred. ⁶ | N/A | N/A |

³ The Private Counsel data in this report includes cases transferred from U.S. Attorneys' Offices to Private Counsel, and Private Counsel to U.S. Attorneys' Offices; but excludes Private Counsel Office to Private Counsel Office transfers. These types of transfers are not a part of the nationwide totals.

⁴ The amounts collected are based on payments received during the current fiscal year regardless of the year of referral. These payments do not correlate to a specific number of individuals or cases.

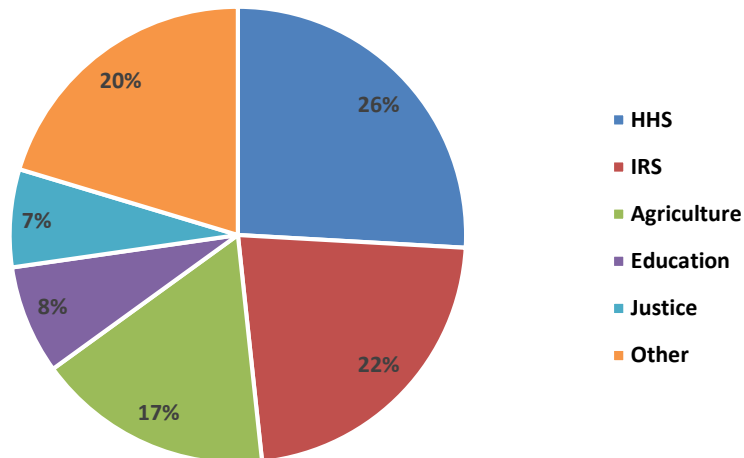
⁵ The number of cases resolved represents all cases closed by Private Counsel during the fiscal year regardless of the year of referral. A dollar amount is not provided as original debt balances may change based on negotiated settlement after referral, balances may be paid over multiple years, or an offset of benefits could occur.

⁶ No terminations occurred during this time-period.

REFERRALS AND COLLECTIONS ANALYSIS - 2018

Referrals

**Top Agencies - Number of Referrals Departmentwide -
FY 2018**

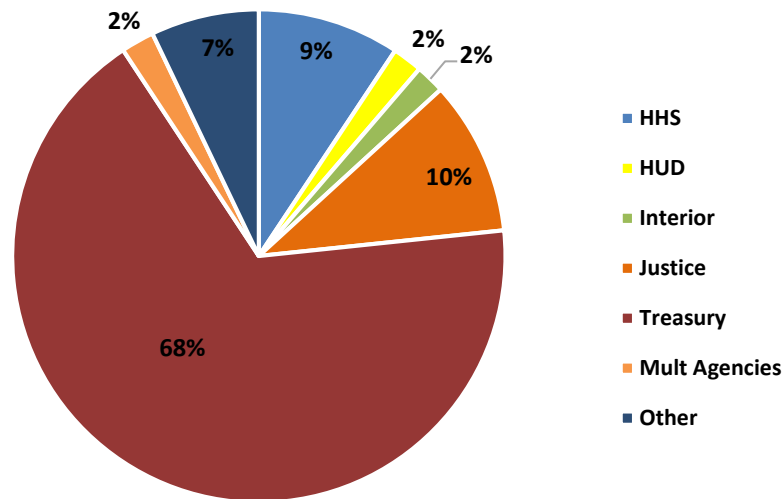


- In FY 2018, 5,658 civil cases, worth approximately \$16.9 billion, were referred to the Department.
- The Private Counsel received 586 new cases worth about \$89.2 million in FY 2018.
- In FY 2018, the top civil debt referring agencies were: the Department of Health and Human Services representing 26 percent, the Internal Revenue Service, representing 22 percent, and the Department of Agriculture at 17 percent of the 5,658 referrals. The remainder of the referrals originated from over 36 other Federal agencies.
- For Private Counsel cases; 65 percent of their 586 cases received in FY 2018, originally came from the Department of Agriculture and 20 percent from the Department of Education.
- The total dollar amount of referrals decreased by approximately 60 percent from FY 2017 to FY 2018. This is due to several high dollar cases received in FY 2017 that affected the totals. The number of cases referred to DOJ in FY 2018 was almost the same as in FY 2017 (5,658 to 5,496).
- The Department of Treasury accounted for 54 percent of the dollar amount of the approximately \$16.9 billion in referrals, the Department of Interior accounted for 13 percent, and the Department of Justice accounted for 12 percent.

Recoveries

- The Department recovered approximately \$13.5 billion in civil debts in FY 2018. For overall recoveries, 68 percent were on behalf of the Department of the Treasury. The high percentage of recoveries on behalf of The Department of the Treasury was due to several large dollar cases it referred to the Department in FY 2018. Cases referred by Multiple Agencies made up 10 percent of the recoveries and 9 percent were on behalf of the Department of Health and Human Services.

**Top Agencies - Amount of Collections - Departmentwide -
FY 2018**

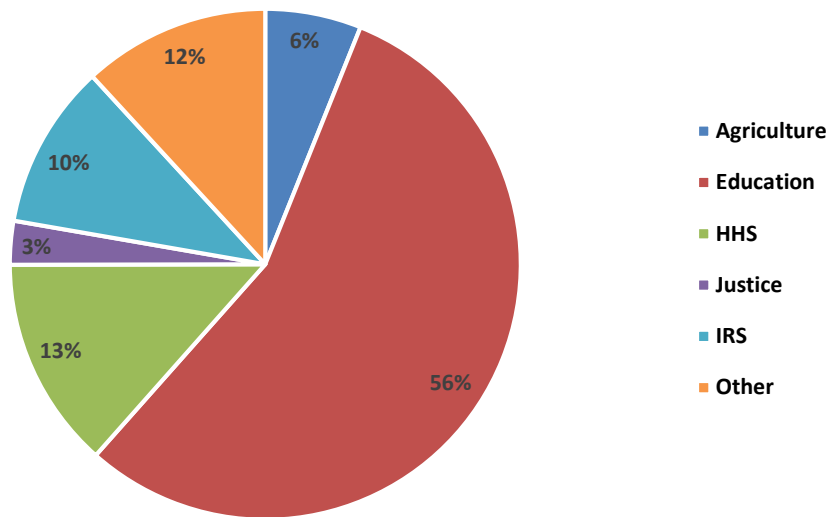


- For Private Counsel cases, 46 percent of the \$23.5 million in recoveries came from the Department of Education and 36 percent came from the Department of Agriculture.

Resolved/Closed

- In FY 2018, 56 percent of the 11,969 civil cases closed by the Department were related to the Department of Education, followed by 13 percent for the Department of Health and Human Services.

**Total Agencies Number of Cases Closed - Departmentwide -
FY 2018**

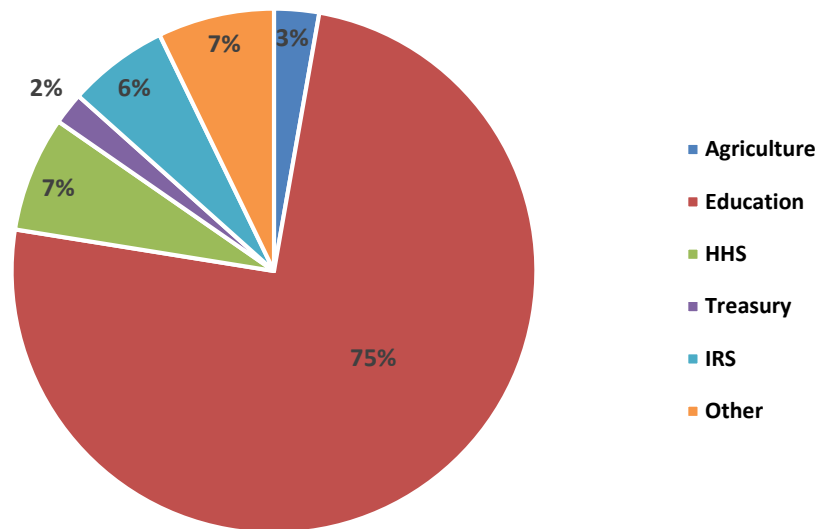


- In FY 2018, 88 percent of the more than 5,100 civil cases closed by Private Counsel were related to Department of Education cases.

Ending Balance

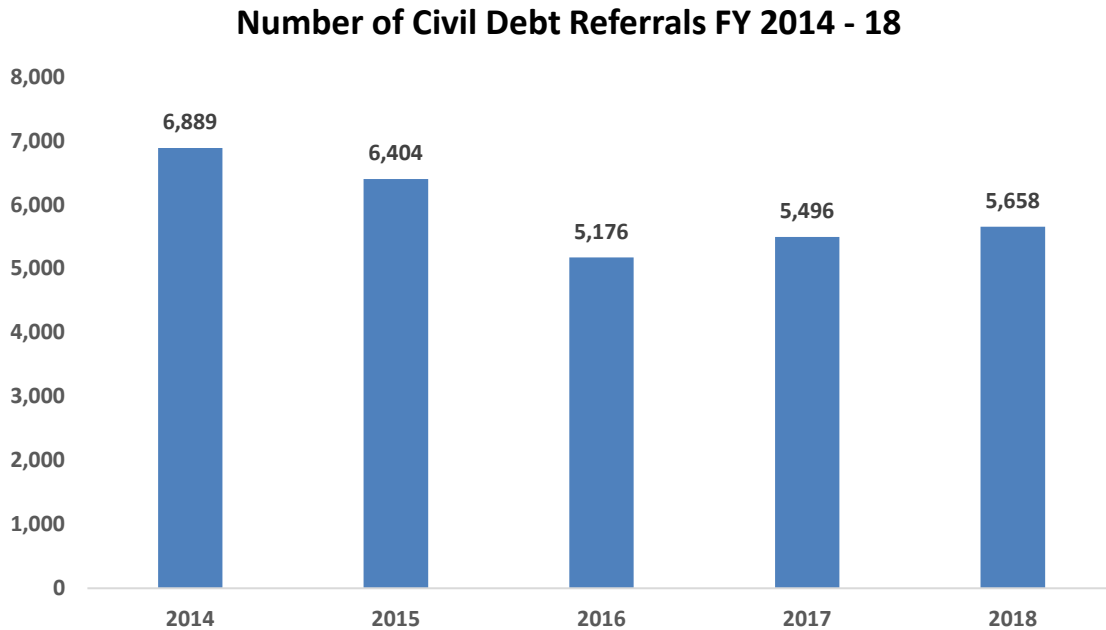
- In FY 2018, the Department of Education made up 75 percent of the civil debts in the 44,300 Department-wide year-end inventory debt count; however, these debts only accounted for 2.9 percent of the almost \$32.2 billion year-end inventory total. Conversely, the Department of Interior accounted for 28 percent of dollar value of the year-end inventory, while accounting for less than 1 percent of the year-end debt count.

Top Agencies - Ending Balance - Number of Open Cases - Departmentwide - FY 2018



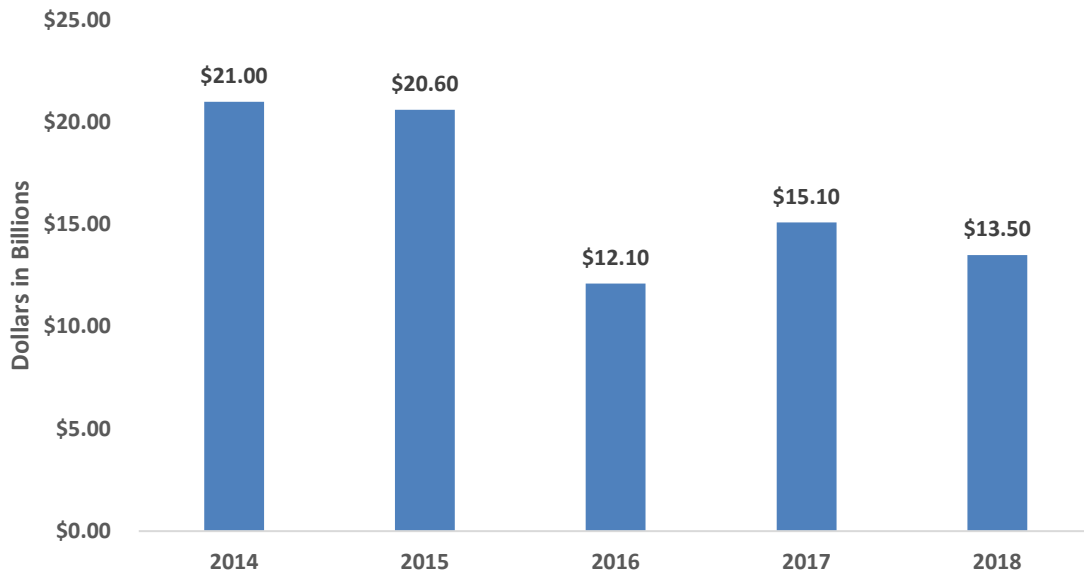
- In FY 2018, 93 percent of the almost 31,000 civil debts in the Private Counsel year-end inventory were from the Department of Education. These debts made up 66 percent of the \$662.2 million year-end inventory balance. The next highest agency was the Department of Health and Human Services, which made up 3 percent of the year-end inventory and 15 percent of the dollar value of the year-end balance.

TRENDS - 2014 THROUGH 2018



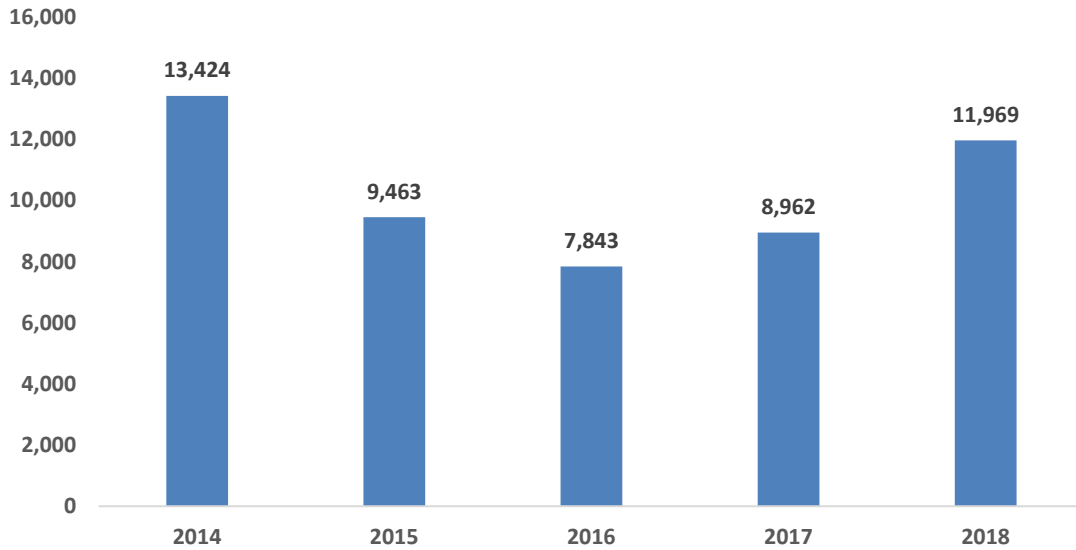
- The lower number of referrals in FY 2016 and FY 2018 is due in part to a lower amount of referrals from the Department of Education, which annually accounts for a significant percentage of the referrals to the Department.
- The Departments of Education, Health and Human Services, Agriculture, Justice and the Internal Revenue Service consistently refer the most civil debt cases to the Department.

Amount of Civil Debt Collections FY 2014 - 18



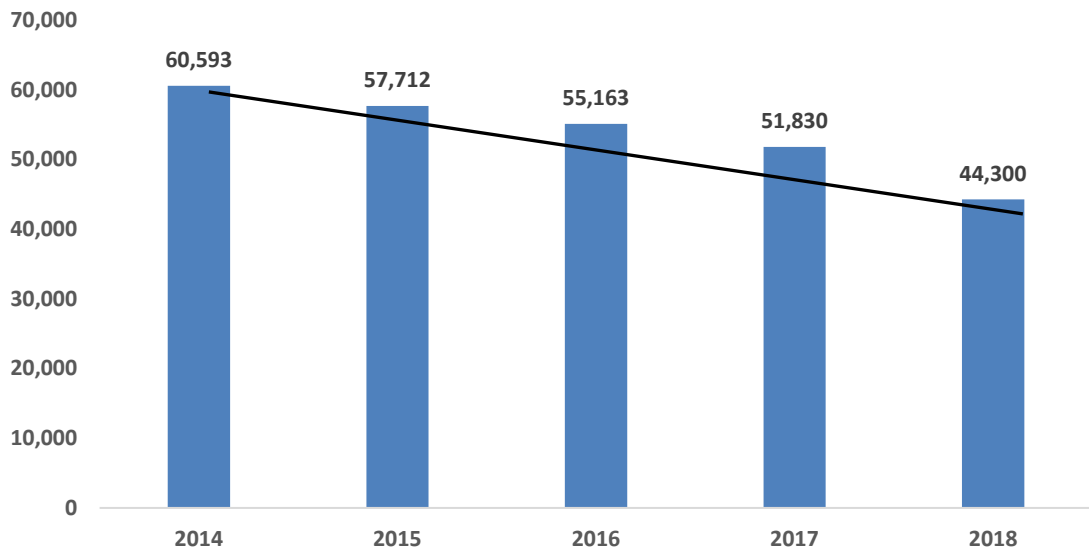
- Collections were higher in FY 2014 and 2015 because of major high dollar cases received.

Number of Civil Debts Closed FY 2014 - 18



Closures were 34 percent higher in FY 2018, due in part to efforts implemented by the DOJ Private Counsel program, in conjunction with the Executive Office of the United States Attorneys, which identified cases as highly likely to be uncollectable through further DOJ litigation and enforcement measures. This quality control initiative aided DOJ by reducing its caseload by returning the cases to the referring agency for its continued surveillance and monitoring.

Year End Balance Number of Open Cases - FY 2014 - 18



- Because of continued efforts to improve collections, the year-end balance of the number of open civil debt cases has continued to decrease.

APPENDICES

| FY 2018 DEPARTMENTWIDE REFERRALS – BY AGENCY | | |
|---|--------------|-----------------|
| REFERRING AGENCY | COUNT | AMOUNT |
| AGENCY FOR INTERNATIONAL DEVELOPMENT | 2 | \$4,506,000 |
| AGENCY FOR STATE COLLECTION | 1 | \$199,640 |
| ALL OTHER INDEPENDENT AGENCIES | 2 | \$321,510 |
| AMTRAK | 4 | \$1,762,500 |
| AOUSC (COURT IMPOSED SANCTIONS) | 2 | \$37,307 |
| COMMODITIES & FUTURES TRADING | 22 | \$28,885,439 |
| CONSUMER PRODUCT SAFETY COMMISSION | 3 | \$6,545,000 |
| DEPARTMENT OF AGRICULTURE | 946 | \$147,737,391 |
| DEPARTMENT OF COMMERCE | 1 | \$1,500,000 |
| DEPARTMENT OF DEFENSE | 75 | \$139,375,462 |
| DEPARTMENT OF EDUCATION | 436 | \$31,878,804 |
| DEPARTMENT OF ENERGY | 3 | \$108,324,440 |
| DEPARTMENT OF HEALTH & HUMAN SERVICES | 1,465 | \$1,489,370,127 |
| DEPARTMENT OF HOMELAND SECURITY | 64 | \$158,365,107 |
| DEPARTMENT OF HOUSING & URBAN DEVELOPMENT | 222 | \$209,499,828 |
| DEPARTMENT OF INTERIOR | 33 | \$2,262,573,811 |
| DEPARTMENT OF JUSTICE | 392 | \$2,063,090,451 |
| DEPARTMENT OF LABOR | 19 | \$8,049,299 |
| DEPARTMENT OF STATE | 1 | \$400,000 |
| DEPARTMENT OF THE TREASURY | 257 | \$9,098,366,404 |
| DEPARTMENT OF TRANSPORTATION | 9 | \$2,142,306 |
| DEPARTMENT OF VETERANS AFFAIRS | 76 | \$51,560,846 |
| ENVIRONMENTAL PROTECTION AGENCY | 109 | \$101,810,757 |
| EQUAL EMPLOYMENT OPPORTUNITY COMMISSION | 3 | \$334,884 |
| FEDERAL COMMUNICATIONS COMMISSION | 14 | \$120,935,687 |
| FEDERAL HOUSING FINANCE AGENCY | 1 | \$26,395 |
| FEDERAL TRADE COMMISSION | 4 | \$46,127,735 |
| GENERAL SERVICES ADMINISTRATION | 3 | \$66,175,000 |
| INTERNAL REVENUE SERVICE | 1,268 | \$639,060,210 |
| LIBRARY OF CONGRESS | 1 | \$96,574 |
| MULTIPLE AGENCIES | 25 | \$42,101,135 |
| NATIONAL AERONAUTICS & SPACE ADMINISTRATION | 3 | \$4,957,155 |
| NATIONAL SCIENCE FOUNDATION | 8 | \$1,914,037 |
| NATIONAL SECURITY AGENCY | 2 | \$1,531,929 |

| | | |
|----------------------------------|--------------|-------------------------|
| OFFICE OF PERSONNEL MANAGEMENT | 1 | \$80,000 |
| RAILROAD RETIREMENT BOARD | 18 | \$964,984 |
| SECURITIES & EXCHANGE COMMISSION | 1 | \$8,262,404 |
| SMALL BUSINESS ADMINISTRATION | 98 | \$29,091,556 |
| SOCIAL SECURITY ADMINISTRATION | 37 | \$1,738,002 |
| U.S. ARMY CORPS OF ENGINEERS | 7 | \$10,495,953 |
| U.S. COURTS | 9 | \$22,123 |
| U.S. POSTAL SERVICE | 11 | \$7,181,147 |
| TOTAL DEPARTMENTWIDE | 5,658 | \$16,897,399,339 |

| FY 2018 PRIVATE COUNSEL REFERRALS – BY AGENCY⁷ | | |
|--|--------------|---------------------|
| REFERRING AGENCY | COUNT | AMOUNT |
| DEPARTMENT OF AGRICULTURE | 382 | \$68,561,643 |
| DEPARTMENT OF EDUCATION | 116 | \$6,188,329 |
| DEPARTMENT OF HEALTH & HUMAN SERVICES | 15 | \$558,124 |
| DEPARTMENT OF HOUSING & URBAN DEVELOPMENT | 46 | \$10,223,470 |
| SMALL BUSINESS ADMINISTRATION | 9 | \$1,334,480 |
| SOCIAL SECURITY ADMINISTRATION | 3 | \$80,726 |
| DEPARTMENT OF THE TREASURY | 14 | \$2,168,003 |
| DEPARTMENT OF VETERANS AFFAIRS | 1 | \$123,702 |
| TOTAL PRIVATE COUNSEL | 586 | \$89,238,477 |

⁷ The Private Counsel data for referrals includes cases transferred from U.S. Attorneys' Offices to Private Counsel, and Private Counsel to U.S. Attorneys' Offices; but excludes Private Counsel Office to Private Counsel Office transfers. These types of transfers are not a part of the nationwide totals.

| FY 2018 DEPARTMENTWIDE RECOVERIES – BY AGENCY | |
|--|-----------------|
| REFERRING AGENCY | AMOUNT |
| AGENCY FOR INTERNATIONAL DEVELOPMENT | \$2,945,250 |
| AGENCY FOR STATE COLLECTION | \$2,872,357 |
| ALL OTHER IDEPENDENT AGENCIES | \$712,911 |
| AMTRAK | \$1,775,000 |
| AOUSC (COURT IMPOSED SANCTIONS) | \$39,071 |
| COMMODITIES & FUTURE TRADING | \$180,456 |
| CONSUMER PRODUCT SAFETY COMM | \$6,575,000 |
| DEPARTMENT OF AGRICULTURE | \$42,602,656 |
| DEPARTMENT OF COMMERCE | \$774 |
| DEPARTMENT OF DEFENSE | \$155,329,791 |
| DEPARTMENT OF EDUCATION | \$66,273,536 |
| DEPARTMENT OF ENERGY | \$110,570,354 |
| DEPARTMENT OF HEALTH AND HUMAN SERVICES | \$1,255,750,106 |
| DEPARTMENT OF HOMELAND SECURITY | \$139,024,590 |
| DEPARTMENT OF HOUSING AND URBAN DEVELOPMENT | \$265,645,285 |
| DEPARTMENT OF INTERIOR | \$257,460,316 |
| DEPARTMENT OF JUSTICE | \$1,364,496,625 |
| DEPARTMENT OF LABOR | \$5,272,733 |
| DEPARTMENT OF STATE | \$111,500 |
| DEPARTMENT OF THE TREASURY | \$9,074,092,786 |
| DEPARTMENT OF TRANSPORTATION | \$6,706,036 |
| DEPARTMENT OF VETERANS AFFAIRS | \$44,339,276 |
| ENVIRONMENTAL PROTECTION AGENCY | \$79,384,005 |
| EQUAL EMPLOYMENT OPPORTUNITY COMMISSION | \$2,839 |
| EXPORT/IMPORT BANK OF THE U.S. | \$1,608,985 |
| FEDERAL COMMUNICATIONS COMMISSION | \$734,541 |
| FEDERAL DEPOSIT INSURANCE CORPORATION | \$62,518 |
| FEDERAL RESERVE SYSTEM | \$2,750 |
| FEDERAL TRADE COMMISSION | \$1,059,929 |
| GENERAL SERVICES ADMINISTRATION | \$66,119,703 |
| INTERNAL REVENUE SERVICE | \$187,620,510 |
| LIBRARY OF CONGRESS | \$96,574 |
| MULTIPLE AGENCIES | \$292,689,366 |
| MULTIPLE SUB AGENCIES | \$7,974,826 |
| NATIONAL AERONAUTICS & SPACE ADMINISTRATION | \$1,758,599 |
| NATIONAL CREDIT UNION ADMINISTRATION | \$112 |
| NATIONAL ENDOWMENT OF THE ARTS | \$11,500 |

| FY 2018 DEPARTMENTWIDE RECOVERIES – BY AGENCY | |
|--|-------------------------|
| REFERRING AGENCY | AMOUNT |
| NATIONAL SCIENCE FOUNDATION | \$1,146,030 |
| NATIONAL SECURITY AGENCY | \$792,891 |
| OFFICE OF PERSONNEL MANAGEMENT | \$84,107 |
| RAILROAD RETIREMENT BOARD | \$620,436 |
| SECURITY & EXCHANGE COMMISSION | \$186,836 |
| SMALL BUSINESS ADMINISTRATION | \$14,273,089 |
| SOCIAL SECURITY ADMINISTRATION | \$1,468,465 |
| STATE/COUNTY/MUNICIPAL AUTHORITIES | \$92,500 |
| U.S. COURTS | \$42,138 |
| US POSTAL SERVICE | \$4,769,071 |
| TOTAL DEPARTMENTWIDE | \$13,465,378,729 |

| FY 2018 PRIVATE COUNSEL RECOVERIES – BY AGENCY | |
|---|---------------------|
| REFERRING AGENCY | AMOUNT |
| COMMODITIES & FUTURE TRADING | \$5,471 |
| DEPARTMENT OF AGRICULTURE | \$8,292,029 |
| DEPARTMENT OF DEFENSE | \$9,792 |
| DEPARTMENT OF EDUCATION | \$10,792,842 |
| DEPARTMENT OF HEALTH & HUMAN SERVICES | \$3,030,351 |
| DEPARTMENT OF HOUSING & URBAN DEVELOPMENT | \$644,304 |
| DEPARTMENT OF JUSTICE | \$3,706 |
| DEPARTMENT OF LABOR | \$2,722 |
| DEPARTMENT OF THE TREASURY | \$194,217 |
| DEPARTMENT OF VETERANS AFFAIRS | \$106,664 |
| EXPORT/IMPORT BANK OF THE U.S. | \$7,800 |
| RAILROAD RETIREMENT BOARD | \$550 |
| SMALL BUSINESS ADMINISTRATION | \$418,460 |
| SOCIAL SECURITY ADMINISTRATION | \$14,084 |
| U.S. COURTS | \$2,231 |
| TOTAL PRIVATE COUNSEL | \$23,525,223 |

| FY 2018 DEPARTMENTWIDE DEBTS CLOSED – BY AGENCY | |
|--|--------------|
| REFERRING AGENCY | COUNT |
| AGENCY FOR INTERNATIONAL DEVELOPMENT | 3 |
| AGENCY FOR STATE COLLECTION | 2 |
| ALL OTHER INDEPENDENT AGENCIES | 5 |
| AMTRAK | 4 |
| AOUSC (COURT IMPOSED SANCTIONS) | 1 |
| COMMODITIES & FUTURE TRADING | 6 |
| CONSUMER PRODUCT SAFETY COMMISSION | 3 |
| DEPARTMENT OF AGRICULTURE | 728 |
| DEPARTMENT OF COMMERCE | 4 |
| DEPARTMENT OF DEFENSE | 107 |
| DEPARTMENT OF EDUCATION | 6,639 |
| DEPARTMENT OF ENERGY | 12 |
| DEPARTMENT OF HEALTH & HUMAN SERVICES | 1,606 |
| DEPARTMENT OF HOMELAND SECURITY | 66 |
| DEPARTMENT OF HOUSING & URBAN DEVELOPMENT | 215 |
| DEPARTMENT OF INTERIOR | 50 |
| DEPARTMENT OF JUSTICE | 331 |
| DEPARTMENT OF LABOR | 26 |
| DEPARTMENT OF THE TREASURY | 276 |
| DEPARTMENT OF TRANSPORTATION | 13 |
| DEPARTMENT OF VETERANS AFFAIRS | 182 |
| ENVIRONMENTAL PROTECTION AGENCY | 127 |
| EXPORT/IMPORT BANK OF THE U.S. | 1 |
| FEDERAL COMMUNICATIONS COMMISSION | 31 |
| FEDERAL DEPOSIT INSURANCE COMMISSION | 3 |
| FEDERAL HOUSING FINANCE AGENCY | 2 |
| FEDERAL TRADE COMMISSION | 6 |
| GENERAL SERVICES ADMINISTRATION | 3 |
| INTERNAL REVENUE SERVICE | 1,248 |
| LIBRARY OF CONGRESS | 1 |
| MULTIPLE AGENCIES | 21 |
| MULTIPLE SUB AGENCIES | 8 |
| NATIONAL AERONAUTICS & SPACE ADMINISTRATION | 2 |
| NATIONAL SCIENCE FOUNDATION | 1 |
| NATIONAL SECURITY AGENCY | 1 |
| NUCLEAR REGULATORY COMMISSION | 1 |
| OFFICE OF PERSONNEL MANAGEMENT | 4 |
| RAILROAD RETIREMENT BOARD | 21 |
| SECURITY & EXCHANGE COMMISSION | 1 |

| FY 2018 DEPARTMENTWIDE DEBTS CLOSED – BY AGENCY | |
|--|---------------|
| SMALL BUSINESS ADMINISTRATION | 124 |
| SOCIAL SECURITY ADMINISTRATION | 54 |
| U.S. COURTS | 18 |
| U.S. POSTAL SERVICE | 12 |
| TOTAL DEPARTMENTWIDE | 11,969 |

| FY 2018 PRIVATE COUNSEL DEBTS CLOSED – BY AGENCY⁸ | |
|---|--------------|
| REFERRING AGENCY | COUNT |
| DEPARTMENT OF AGRICULTURE | 245 |
| DEPARTMENT OF DEFENSE | 5 |
| DEPARTMENT OF EDUCATION | 4,553 |
| DEPARTMENT OF HEALTH & HUMAN SERVICES | 107 |
| DEPARTMENT OF HOUSING & URBAN DEVELOPMENT | 69 |
| DEPARTMENT OF JUSTICE | 2 |
| DEPARTMENT OF LABOR | 1 |
| SMALL BUSINESS ADMINISTRATION | 12 |
| SOCIAL SECURITY ADMINISTRATION | 5 |
| DEPARTMENT OF TRANSPORTATION | 3 |
| DEPARTMENT OF THE TREASURY | 77 |
| DEPARTMENT OF VETERANS AFFAIRS | 79 |
| TOTAL PRIVATE COUNSEL | 5,158 |

⁸ The Private Counsel data for closures includes cases transferred from U.S. Attorneys' Offices to Private Counsel, and Private Counsel to U.S. Attorneys' Offices; but excludes Private Counsel Office to Private Counsel Office transfers. These types of transfers are not a part of the nationwide totals.

| FY 2018 DEPARTMENTWIDE ENDING BALANCE – BY AGENCY | | |
|--|--------------|-----------------|
| REFERRING AGENCY | COUNT | AMOUNT |
| AMTRAK | 1 | \$15,166 |
| AOUSC (COURT IMPOSED SANCTIONS) | 4 | \$1,049,700 |
| COMMODITIES & FUTURE TRADING | 87 | \$206,638,707 |
| CONSUMER PRODUCT SAFETY COMM | 3 | \$62,767 |
| DEPARTMENT OF AGRICULTURE | 1,227 | \$327,746,384 |
| DEPARTMENT OF COMMERCE | 7 | \$50,546,649 |
| DEPARTMENT OF DEFENSE | 209 | \$98,936,952 |
| DEPARTMENT OF EDUCATION | 33,121 | \$670,350,394 |
| DEPARTMENT OF ENERGY | 9 | \$5,843,331 |
| DEPARTMENT OF HEALTH AND HUMAN SERVICES | 3,152 | \$2,298,851,840 |
| DEPARTMENT OF HOMELAND SECURITY | 93 | \$153,514,892 |
| DEPARTMENT OF HOUSING AND URBAN DEVELOPMENT | 318 | \$227,853,758 |
| DEPARTMENT OF INTERIOR | 38 | \$6,482,485,644 |
| DEPARTMENT OF JUSTICE | 788 | \$941,107,593 |
| DEPARTMENT OF LABOR | 72 | \$18,509,569 |
| DEPARTMENT OF STATE | 4 | \$10,616,414 |
| DEPARTMENT OF THE TREASURY | 872 | \$548,167,565 |
| DEPARTMENT OF TRANSPORTATION | 39 | \$553,990,030 |
| DEPARTMENT OF VETERANS AFFAIRS | 246 | \$29,356,493 |
| ENVIRONMENTAL PROTECTION AGENCY | 122 | \$213,706,940 |
| EQUAL EMPLOYMENT OPPORTUNITY COMMISSION | 4 | \$416,218 |
| EXPORT/IMPORT BANK OF THE U.S. | 11 | \$20,699,344 |
| FEDERAL COMMUNICATIONS COMMISSION | 102 | \$161,187,318 |
| FEDERAL DEPOSIT INSURANCE CORPORATION | 7 | \$5,384,455 |
| FEDERAL HOUSING FINANCE AGENCY | 1 | \$26,395 |
| FEDERAL RESERVE SYSTEM | 2 | \$61,108 |
| FEDERAL TRADE COMMISSION | 14 | \$43,763,691 |
| GENERAL SERVICES ADMINISTRATION | 8 | \$30,423,239 |
| GOVERNMENT PRINTING OFFICE | 2 | \$90,686 |
| INTERNAL REVENUE SERVICE | 2,746 | \$4,410,175,291 |
| LIBRARY OF CONGRESS | 0 | \$0 |
| MULTIPLE AGENCIES | 13 | \$5,373,860,344 |
| MULTIPLE SUB AGENCIES | 11 | \$10,516,655 |
| NATIONAL AERONAUTICS & SPACE ADMINISTRATION | 7 | \$5,743,791 |
| NATIONAL ARCHIVES AND RECORDS SERVICE | 1 | \$19,770 |
| NATIONAL CREDIT UNION ADMINISTRATION | 2 | \$260,966 |
| NATIONAL ENDOWMENT OF THE ARTS | 1 | \$75,500 |

| FY 2018 DEPARTMENTWIDE ENDING BALANCE – BY AGENCY | | |
|--|---------------|-------------------------|
| REFERRING AGENCY | COUNT | AMOUNT |
| NATIONAL SCIENCE FOUNDATION | 6 | \$964,791 |
| NATIONAL SECURITY AGENCY | 2 | \$739,268 |
| NATIONAL TRANSPORTATION SAFETY BOARD | 1 | \$8,710 |
| OFFICE OF PERSONNEL MANAGEMENT | 23 | \$2,090,194 |
| RAILROAD RETIREMENT BOARD | 160 | \$4,611,866 |
| SECURITY & EXCHANGE COMMISSION | 2 | \$46,813,515 |
| SMALL BUSINESS ADMINISTRATION | 187 | \$154,568,742 |
| SMITHSONIAN INSTITUTE | 2 | \$300,094 |
| SOCIAL SECURITY ADMINISTRATION | 447 | \$21,294,934 |
| STATE/COUNTY/MUNICIPAL AUTHORITIES | 5 | \$1,631,270 |
| U.S. COURTS | 59 | \$184,854 |
| U.S. TRADE AND DEVELOPMENT AGENCY | 1 | \$122,086 |
| US POSTAL SERVICE | 54 | \$32,355,170 |
| TOTAL DEPARTMENTWIDE | 44,300 | \$23,173,138,391 |

| FY 2018 PRIVATE COUNSEL ENDING BALANCE – BY AGENCY | | |
|---|---------------|----------------------|
| REFERRING AGENCY | | |
| COMMODITIES & FUTURE TRADING | 2 | \$330,975 |
| DEPARTMENT OF AGRICULTURE | 590 | \$83,917,123 |
| DEPARTMENT OF EDUCATION | 28,806 | \$435,939,775 |
| DEPARTMENT OF HEALTH & HUMAN SERVICES | 963 | \$100,083,799 |
| DEPARTMENT OF HOMELAND SECURITY | 2 | \$21,664 |
| DEPARTMENT OF HOUSING & URBAN DEVELOPMENT | 91 | \$9,030,129 |
| DEPARTMENT OF JUSTICE | 30 | \$1,123,519 |
| DEPARTMENT OF JUSTICE | 3 | \$8,347,997 |
| DEPARTMENT OF LABOR | 13 | \$215,373 |
| DEPARTMENT OF THE TREASURY | 227 | \$12,768,485 |
| DEPARTMENT OF TRANSPORTATION | 4 | \$30,697 |
| DEPARTMENT OF VETERANS AFFAIRS | 136 | \$5,703,221 |
| EXPORT/IMPORT BANK OF THE U.S. | 1 | \$504,488 |
| FEDERAL COMMUNICATIONS COMMISSION | 2 | \$31,400 |
| GENERAL SERVICES ADMINISTRATION | 1 | \$19,405 |
| INTERNAL REVENUE SERVICE | 1 | \$114,439 |
| RAILROAD RETIREMENT BOARD | 6 | \$104,031 |
| SMALL BUSINESS ADMINISTRATION | 39 | \$2,592,397 |
| SOCIAL SECURITY ADMINISTRATION | 30 | \$1,118,821 |
| U.S. COURTS | 4 | \$19,925 |
| U.S. POSTAL SERVICE | 3 | \$141,255 |
| TOTAL PRIVATE COUNSEL | 30,954 | \$662,158,918 |