


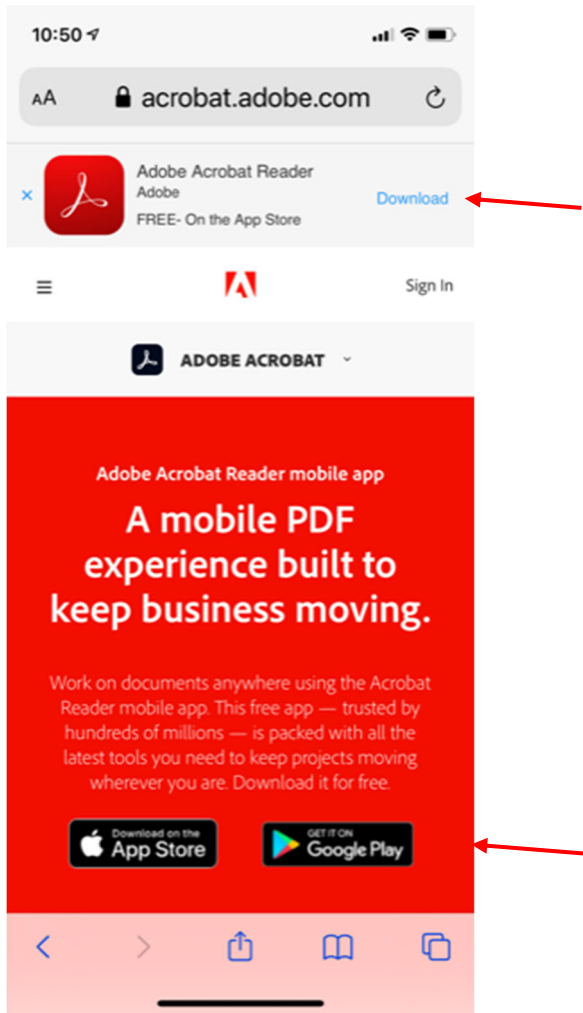
Instructions for Adobe Reader App for Non-Apple Devices

Click on the link below to open the Adobe Acrobat page to download and install the Adobe Reader app to your non-Apple device.

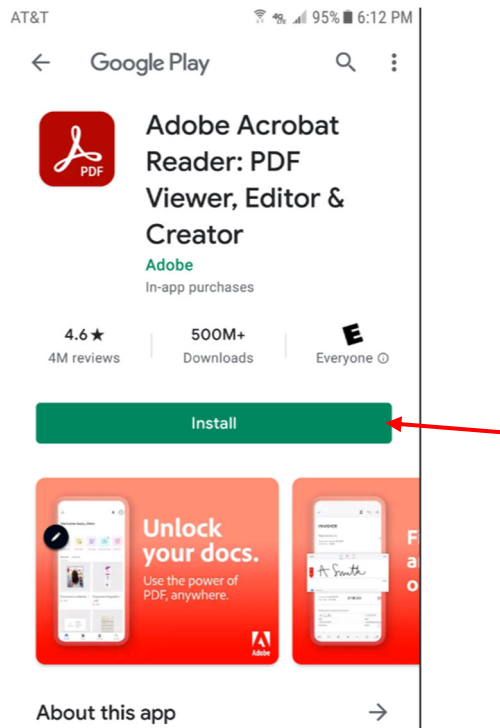
<https://acrobat.adobe.com/us/en/mobile/acrobat-reader.html>

Tap on [Download] at the top of the screen or

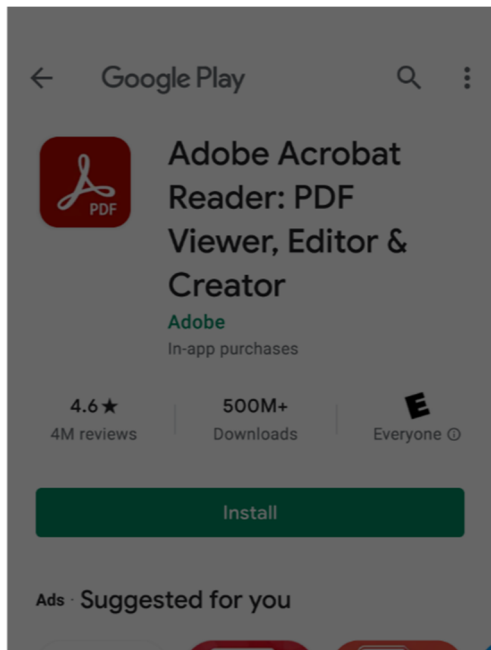
Tap on  to download the app to your device.



Click on **Install** button to install the app to your device.



Click **Continue** button when directed at the bottom of the screen.

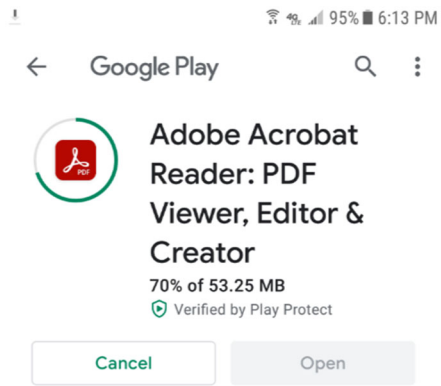


Complete account setup


Review your account to continue installing apps on Google Play




A new screen will open to notify you that the app has been installed.



Ads · Suggested for you

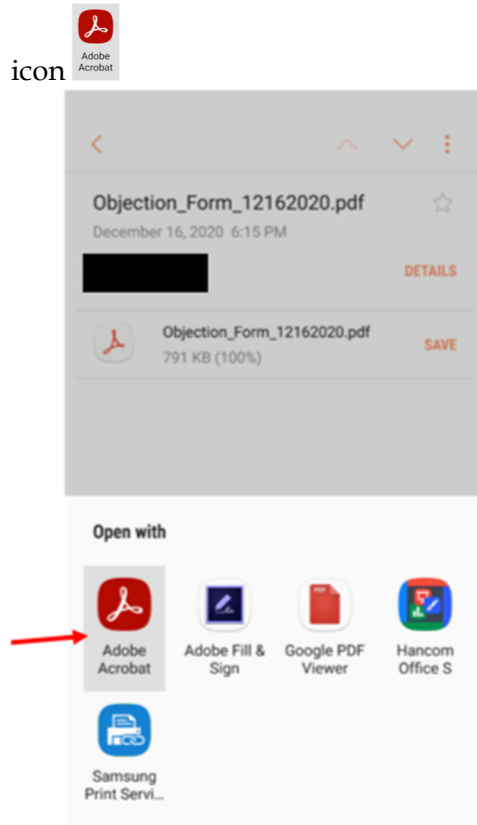



You might also like

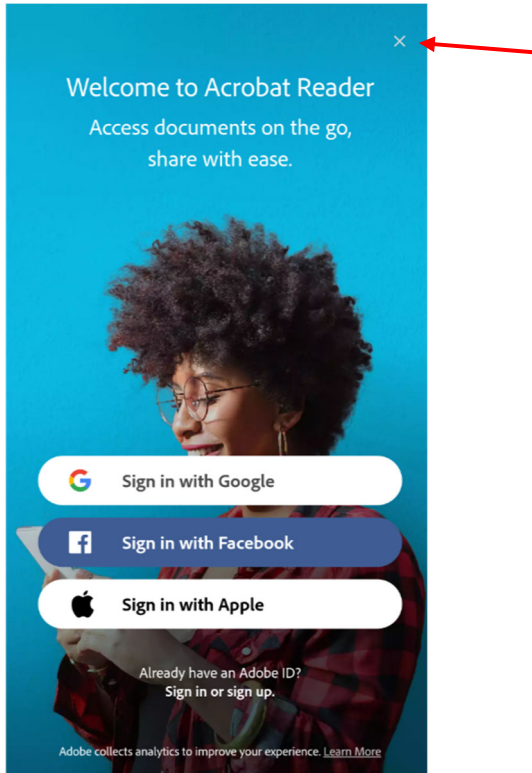


After completing the installation, visit www.justice.gov/crt/MDOC to download the form you'd like to complete.

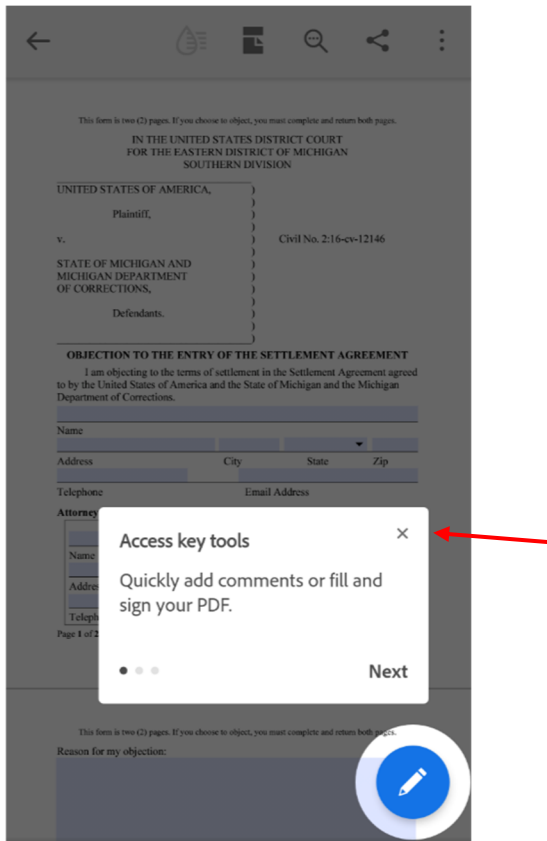
When the form has download on the device, under "Open with," tap on the Adobe Acrobat



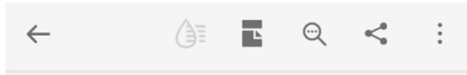
The first time you open the app, it will open to the welcome screen. You **do not need to create an account**. Click on  at the top of the screen to close the welcome screen.



The form will automatically open. Click [X] to close the [Access Key tools] tip screen.



Tap on a form field to start filling out the form.



This form is two (2) pages. If you choose to object, you must complete and return both pages.

IN THE UNITED STATES DISTRICT COURT
FOR THE EASTERN DISTRICT OF MICHIGAN
SOUTHERN DIVISION

UNITED STATES OF AMERICA,)
Plaintiff,)
v.) Civil No. 2:16-cv-12146
STATE OF MICHIGAN AND)
MICHIGAN DEPARTMENT)
OF CORRECTIONS,)
Defendants.)

OBJECTION TO THE ENTRY OF THE SETTLEMENT AGREEMENT

I am objecting to the terms of settlement in the Settlement Agreement agreed to by the United States of America and the State of Michigan and the Michigan Department of Corrections.

Name

Address City State Zip

Telephone Email Address

Attorney Contact Information (if you have an attorney representing you):

Name

Address City State Zip

Telephone Email Address

Page 1 of 2



This form is two (2) pages. If you choose to object, you must complete and return both pages.

i Tap on a form field to start filling out your form. x

When you have completed the form, click the [Submit Form by Email] button.

background may be requested, and that I may be required to provide such information in order to be eligible to receive any award the Court may order in this lawsuit, **and that filling out this Interest-in-Relief Form does not guarantee that I will receive any individual relief award in this lawsuit.**

I CERTIFY under penalty of perjury that the foregoing is true and correct.

Signature: Date:

Electronic signature accepted

Printed Name:

Email your Interest-in-Relief Form by [DATE] to Community.MichiganDOC@usdoj.gov.

Page 4 of 4

Initials

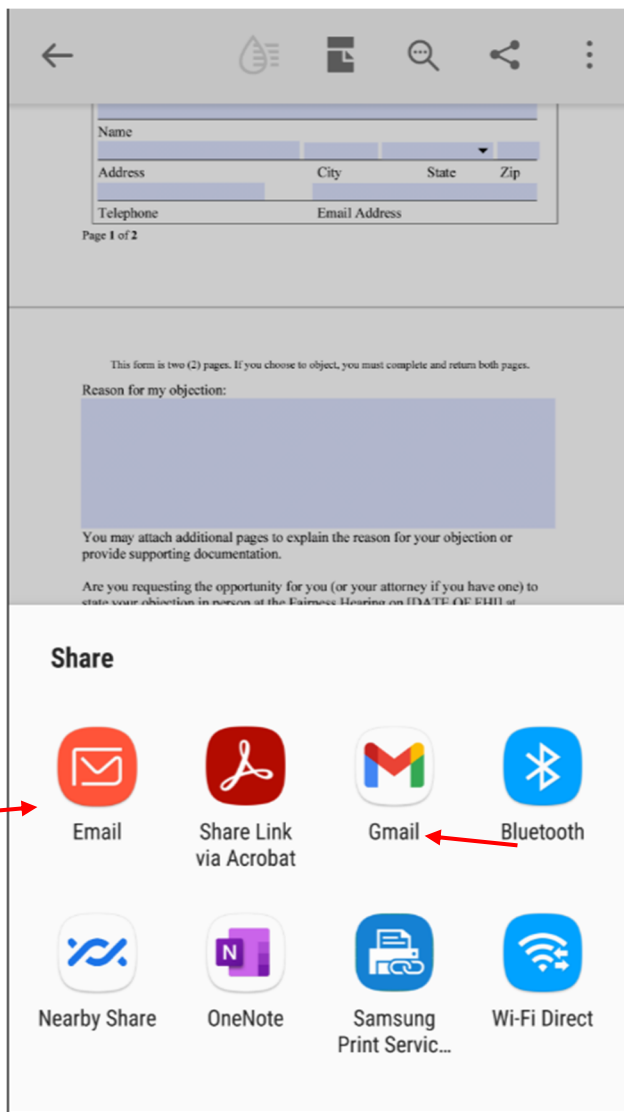


Email



Gmail

Tap on the email icon or Gmail to open your preferred email program.



The form will be automatically attached to an email to Community.MichiganDOC@usdoj.gov from your email address. You may attach additional files to your email submission at this time. Click [send] to send your email.

