

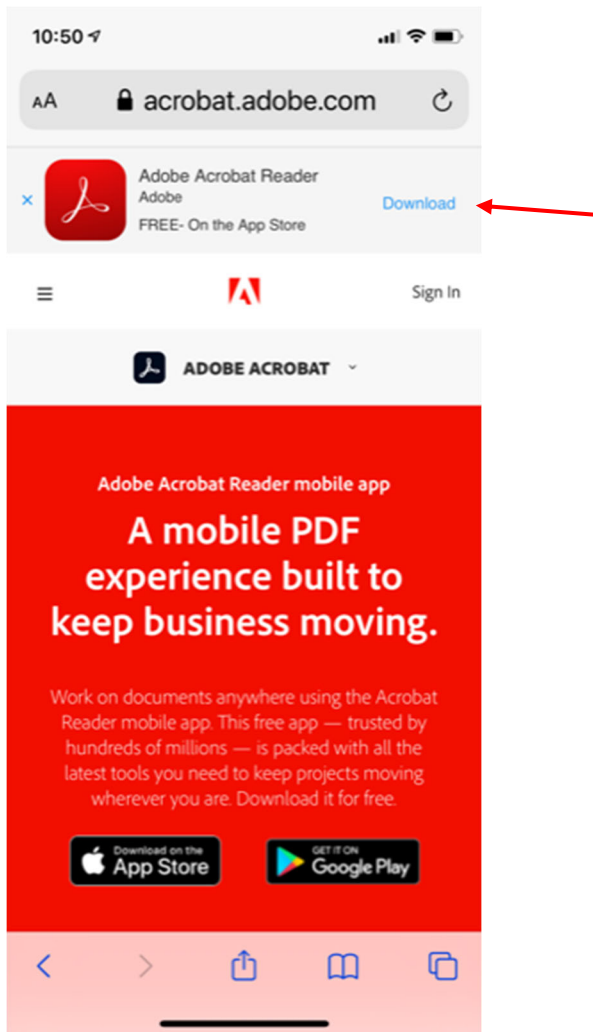
Instructions for Adobe Reader App for Apple devices


Click on the link below to open the Adobe Acrobat page to download and install the Adobe Reader app to your Apple device.

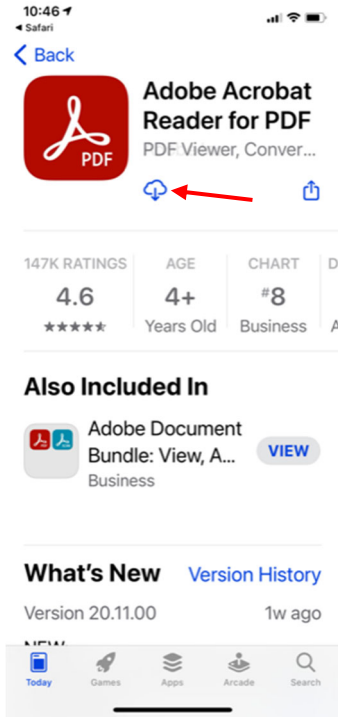
<https://acrobat.adobe.com/us/en/mobile/acrobat-reader.html>

Tap on [Download] at the top of the screen or

Tap on  to download the app to your device.




Tap on  to install the app on your device.



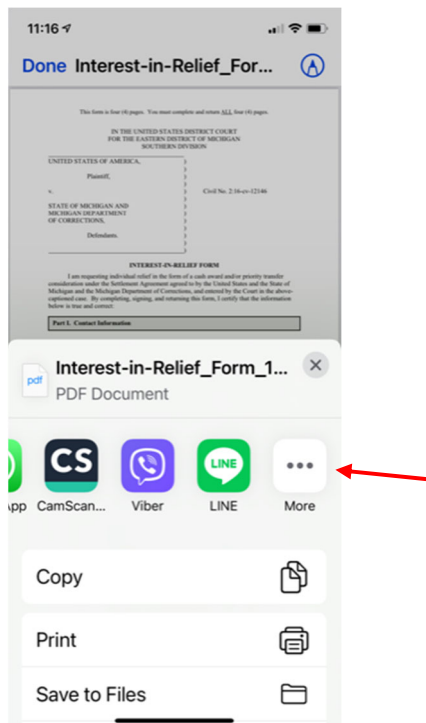
* The installation may ask for your device password, depending on your device setup.

Click on www.justice.gov/crt/MDOC to download the form you'd like to complete.

When the form has download on the device, click on  at the bottom of the screen to open the form using the Adobe Reader app.





Another screen will open:




Note: If you do not see the Adobe Reader app, you may need to scroll all the way to the right to

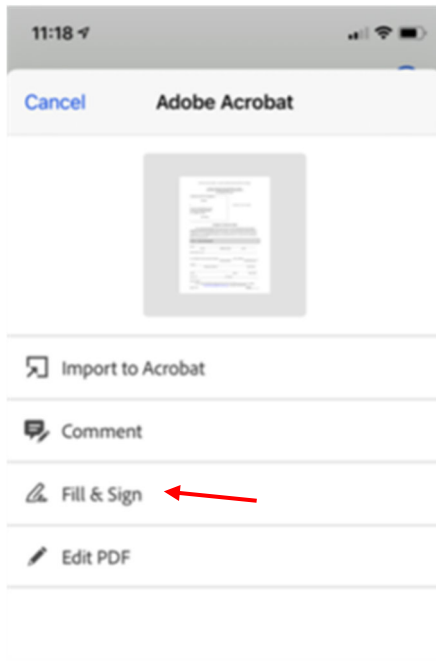
find the [More]  icon on the device.


Click on  icon to open the Apps list, scroll down, and look for  Acrobat App.

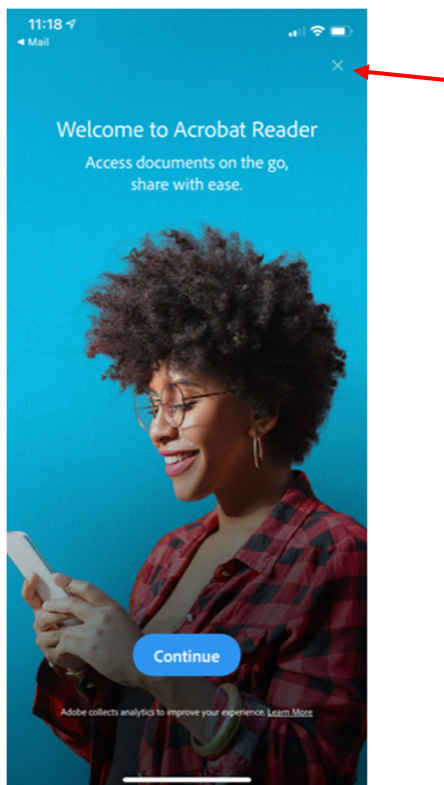
Click on  Acrobat App to open the app.




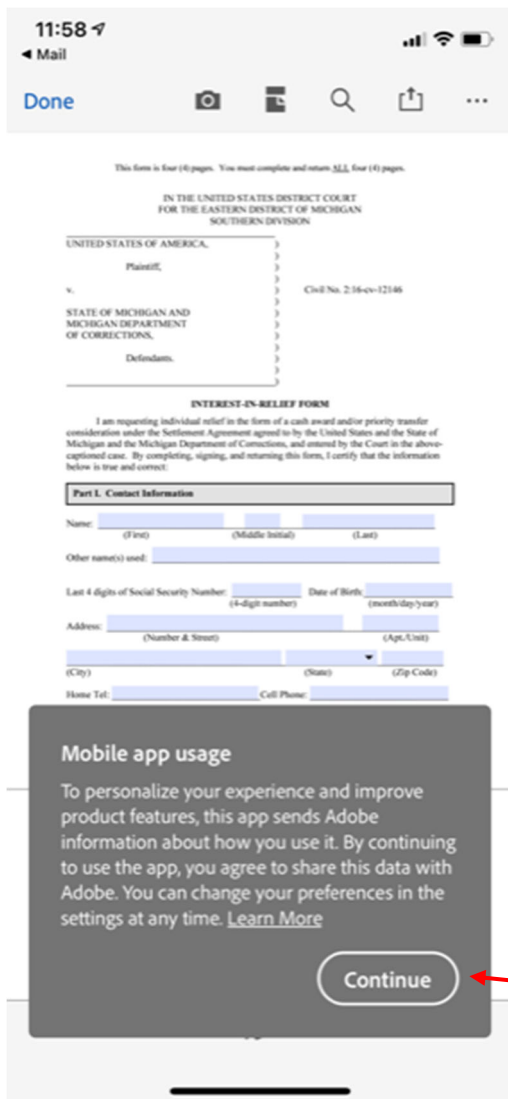
Click on  Fill & Sign



The first time you open the app, it will open to the welcome screen. **You do not need to create an account.** Click on  at the top of the screen to close the welcome screen.



Click on the , and tap on a form field to start filling out the form.



The screenshot shows a mobile application interface. At the top, the status bar displays the time 11:58, signal strength, Wi-Fi, and battery icons. Below the status bar is a navigation bar with a 'Mail' icon and a 'Done' button. The main content area displays a legal form titled 'INTEREST-IN-RELIEF FORM' for the United States District Court for the Eastern District of Michigan, Southern Division. The form includes a header with the court name and a case number 'Civil No. 2:16-cv-12146'. The form is divided into sections: 'UNITED STATES OF AMERICA, Plaintiff, v. STATE OF MICHIGAN AND MICHIGAN DEPARTMENT OF CORRECTIONS, Defendants.' Below this is the 'INTEREST-IN-RELIEF FORM' section, which contains a statement of intent and a 'Part I. Contact Information' section with fields for Name (First, Middle Initial, Last), Other name(s) used, Last 4 digits of Social Security Number, Date of Birth, Address (Number & Street, Apt./Unit), City, State, Zip Code, Home Tel., and Cell Phone. A dark grey modal dialog box is overlaid on the form, titled 'Mobile app usage', with text explaining data collection and a 'Continue' button highlighted by a red arrow.

When you have completed the form, click the [Submit Form by Email] button.

backgrounds may be requested, and that I may be required to provide such information in order to be eligible to receive any award the Court may order in this lawsuit, **and that filling out this Interest-in-Relief Form does not guarantee that I will receive any individual relief award in this lawsuit.**

I CERTIFY under penalty of perjury that the foregoing is true and correct.

Signature: Date:

Electronic signature accepted

Printed Name:

Email your Interest-in-Relief Form by [DATE] to Community.MichiganDOC@usdoj.gov.


Page 4 of 4

Initials

Reset

Submit Form by Email



The form will be automatically attached to an email to Community.MichiganDOC@usdoj.gov from your email address. You may attach additional files to your email submission at this time. Click the  button on the top of the screen to send your email.

