

III

STRATEGIC GOAL 3: Assist State, Local, and Tribal Efforts to Prevent or Reduce Crime and Violence

21% of the Department's Net Costs support this Goal.

To provide leadership in the area of crime prevention and control, the Department of Justice continually searches for ways to strengthen the criminal and juvenile justice capabilities of State, local, and tribal governments. The Department improves the Nation's capacity in this area through the administration of formula and discretionary criminal and juvenile justice grant programs, training, technical assistance, collecting statistics, and testing and evaluating new programs and technologies in order to improve crime fighting and criminal justice system capabilities of State, local, and tribal governments. Illegal drugs can add a major criminal element to a community; to help break the cycle of this social problem the Department provides drug-related resources in prevention and treatment. Further, we also ensure the right of its citizens by providing safeguards to protect the rights of crime victims, and promote programs that help resolve racial tension.

FY 2008 Outcome Goal: Reduce the rate of recidivism for the population served by the Reentry Initiative by 15%

FY 2005 Progress: The baseline for this measure was established in FY 2004. Based on population data collected, the recidivism rate was two percent. For this performance measure, the Office of Justice Programs will be seeking to reduce the recidivism rate from 2 percent in FY 2004 (478 recidivating offenders, 31,547 total offenders in the target population) to 1.5 percent in FY 2008. The title of the measure as well as the long-term goal has been revised to reflect the most current data.

Revised FY 2008 Outcome Goal: Reduction in Recidivism (from 2% in FY 2004 to 1.5% in FY 2008) for the Population served by the Re-entry Initiative

Background/Program Objectives: The Serious and Violent Offender Reentry Initiative is a comprehensive effort that addresses both juvenile and adult populations of serious, high-risk offenders. It provides funding to develop, implement, enhance, and evaluate reentry strategies that will ensure the safety of the community and the reduction of serious, violent crime. This is accomplished by preparing targeted offenders to successfully return to their communities after having served a significant period of secure confinement in a State training school, juvenile or adult correctional facility, or other secure institution.

The Reentry Initiative envisions the development of model reentry programs that begin in correctional institutions and continue throughout an offender's transition to, and stabilization in, the community. These programs will provide for individual reentry plans that address issues confronting offenders as they return to the community.

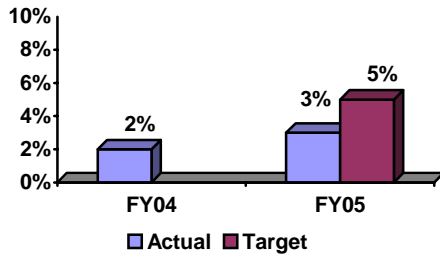
Performance Measure: TITLE REFINED: Reduction in Recidivism (from 2% in FY 2004 to 1.5% in FY 2008) for the Population served by the Re-entry Initiative (*Formerly:* Percent Reduction in Recidivism for the Population Served by the Reentry Initiative)

FY 2005 Target: 5% reduction from 2004 baseline (or 1.9% recidivism)

FY 2005 Actual: 3% reduction from the 2004 baseline (or 1.94% recidivism)

Discussion: The target for a 5 percent reduction was not achieved due to a low number of grantee sites that track and report recidivism. FY 2005 reported actuals are a compilation of program Phases I, II, and III. Recidivism is tracked in Phase III of the program when offenders are released from prison.

TITLE REFINED: Reduction in Recidivism (from 2% in FY 2004 to 1.5% in FY 2008) for the Population Served by the Re-entry Initiative



Data Definition: Recidivism is defined as the number of criminal acts committed by offenders from the target population that result in conviction, or return to prison with or without a new sentence. For this performance measure, the goal is to reduce the recidivism rate from 2 percent in FY 2004 (478 recidivating offenders/ 31,547 total offenders in the target population) to 1.5 percent in FY 2008. This will be accomplished by targeting a 5 percent reduction on an annual basis, with a cumulative reduction of 25 percent by FY 2008.

The Re-entry Program is divided into three Phases. Phase I: Protect and Prepare (Institution –Based Programs): Prepares offenders to reenter society. Services are provided to include education, mental health and substance abuse treatment, mentoring, and full diagnostic and risk assessment. Phase II: Control and Restore (Community-based Transition Programs): Work with offenders prior to and immediately following their release from correctional institutions. Services provided in this phase will include: education, monitoring, mentoring, like skills training, assessment, job skills development, and mental health and substance abuse treatment, as appropriate. Phase III: Sustain and Support (Community –based Long-term Support Programs): Connects individuals who have left the supervision of the justice system with a network of social services agencies and community-based organizations to provide ongoing services and mentoring relationships.

Data Collection and Storage: Grantees will report performance measure data via the semi-annual progress report that resides on the Grants Management System.

Data Validation and Verification: Data is validated and verified through internal desk reviews and on-site monitoring conducted by OJP grant managers.

Data Limitations: Although initial work plans for the program required an evaluation component, the performance data will be self-reported by each grantee site. Recidivism is tracked in Phase III of the program when offenders are released from prison.

FY 2008 Outcome Goal: Reduce homicides at Weed and Seed Program sites by 5% (as calculated from the first year to the fourth year of the program)

FY 2005 Progress: The Department is on target to achieve this long-term goal.

Background/Program Objectives: The Office of Justice Program's (OJP) Weed and Seed strategy assists communities in establishing strategies that link federal, State, and local law enforcement and criminal justice efforts with private sector and community efforts. It assists communities in "weeding out" violent crime, gang activity, drug use, and drug trafficking in targeted neighborhoods and then "seeding" the targeted areas with programs that lead to social and economic rehabilitation and revitalization. In addition to the weeding and seeding aspects of the strategy, the Weed and Seed sites engage in community policing activities that foster proactive police-community engagement and problem solving.

Performance Measure: Reduction of Homicides per Site (funded under the Weed and Seed Program)

FY 2004 Target: 5% reduction in homicides per site

FY 2004 Actual: 2.17% reduction (4.5 homicides per site)

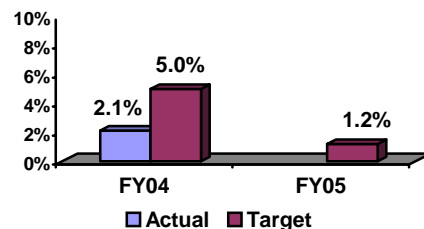
FY 2005 Target: 1.2% reduction in homicides per site from FY 2004 actual (4.4 homicides per site)

FY 2005 Actual: Data for this measure is collected on a calendar year basis and will not be available until early 2006.

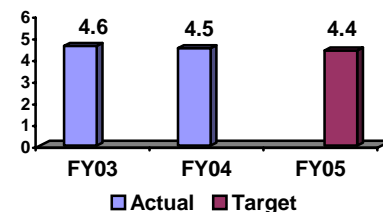
Discussion: In FY 2004, working with the Office of Management and Budget the Department negotiated a new 5-year target for this performance measure. Instead of 5 percent per year, the amount will be realized at the rate of 1.2 percent each year over 5 years. The FY 2004 target of 5 percent therefore is no longer applicable, and OJP achieved its goal for FY 2004.

As of September 2005, 190 sites or 54 percent reported on homicides. Data will continue to be compiled as site reports are received.

Reduction of Homicides per Site (funded under Weed and Seed Program)



Number of Homicides per Weed and Seed Site



Data Collection and Storage: Data are collected via the Grantee Site Characteristics and Activity Data Report Form and stored and analyzed by the Justice Research and Statistics Association (JRSA).

Data Validation and Verification: Office for Weed and Seed (OWS) validates and verifies performance measures through site visits and follow-up phone calls conducted by JRSA and by the OWS' FBI Fellows. Additionally, homicide statistics obtained by jurisdiction are verified against Uniform Crime Reports published annually by the FBI. Discrepancies in these reports are followed up for possible explanations such as reporting system changes or errors. The baseline for this measure uses FY 2003 reported data of 4.6 homicides per site.

Data Limitations: Data for this measure are reported to OJP by grantees on a calendar year cycle.

FY 2008 Outcome Goal: Increase Regional Information Sharing Systems (RISS) inquiries

NOTE: This measure was too new to establish a long-term goal in the Strategic Plan; however, it was identified as key measure for the Department and is reported accordingly.

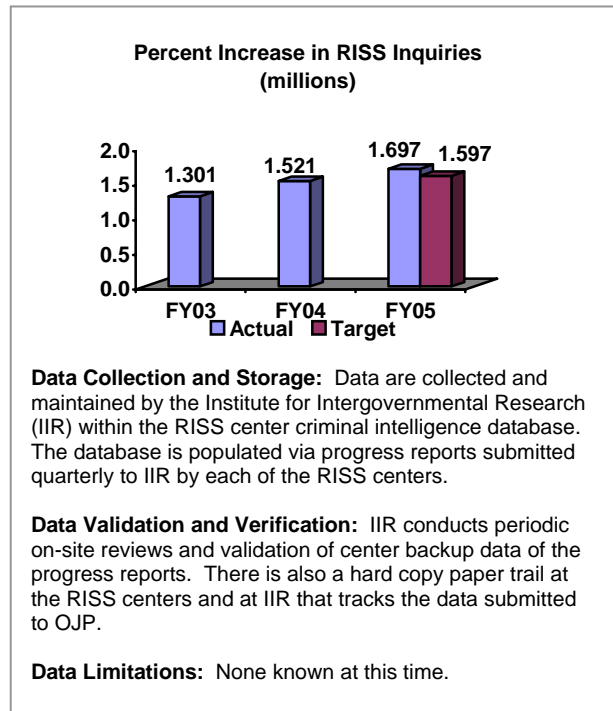
Background/Program Objectives: The Office of Justice Programs' Regional Information Sharing System (RISS) program is a nationwide communications and information-sharing network that serves more than 6,300 law enforcement member agencies from the 50 states, the District of Columbia, the U.S. territories, Canada, Australia, and the United Kingdom. Member agencies benefit from services that focus on regional criminal activity, coupled with the secure technological capability to exchange information internationally. Traditionally, RISS has provided information-sharing services in the form of criminal intelligence databases and an investigative lead-generating electronic bulletin board, analytical services, investigative support, specialized equipment loans, and technical assistance.

Performance Measure: Percent Increase in RISS Inquiries

FY 2005 Target: 5% above FY 2004 actual (1,597,723 million inquiries)

FY 2005 Actual: 11.5% above FY 2004 actual (1,697,283 million inquiries)

Discussion: The RISS program exceeded its FY 2005 target due to an increased participation in use of the system.



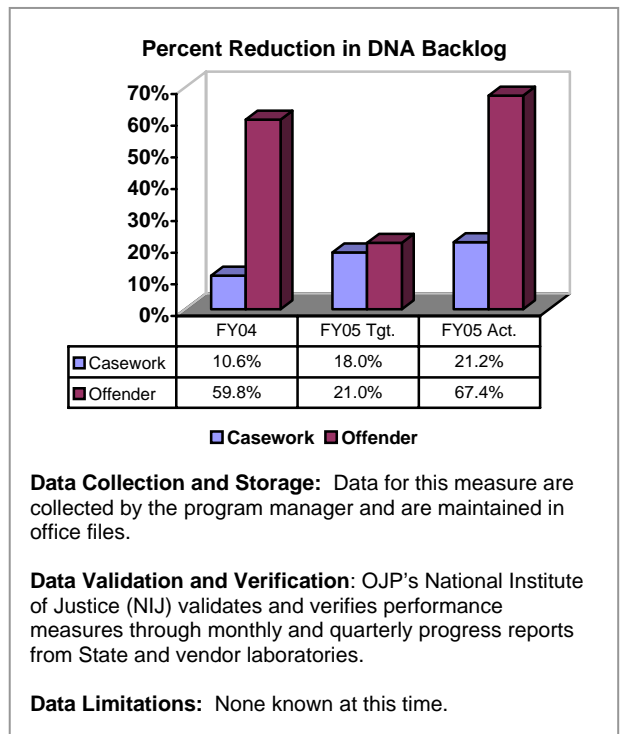
FY 2008 Outcome Goal: Percent reduction in DNA backlog

NOTE: This measure was too new to establish a long-term goal in the Strategic Plan; however, it was identified as key measure for the Department and is reported accordingly.

Background/Program Objectives: The DNA Backlog Reduction Program exists to reduce the convicted offender DNA backlog of samples (i.e., physical evidence taken from a convicted offender, such as blood or saliva samples) awaiting analysis and entry into the Combined DNA Index System (CODIS). Reducing the backlog of DNA samples is crucial in supporting a comprehensively successful CODIS system, which can solve old crimes and prevent new ones from occurring. Funds are targeted toward the forensic analysis of all samples identified as urgent priority samples (e.g., samples for homicide and rape/sexual assault cases) in the current backlog of convicted offender DNA samples. Due to ongoing legislative changes in qualifying offenses enacted at the State level (i.e., the addition of classes of offenses from which samples can be collected), the total population of samples collected is constantly growing.

Performance Measure: Percent Reduction in DNA Backlog

FY 2005 Target: Casework: 18%
Convicted Offender: 21%
FY 2005 Actual: Casework: 21.2%
Convicted Offender: 67.4%

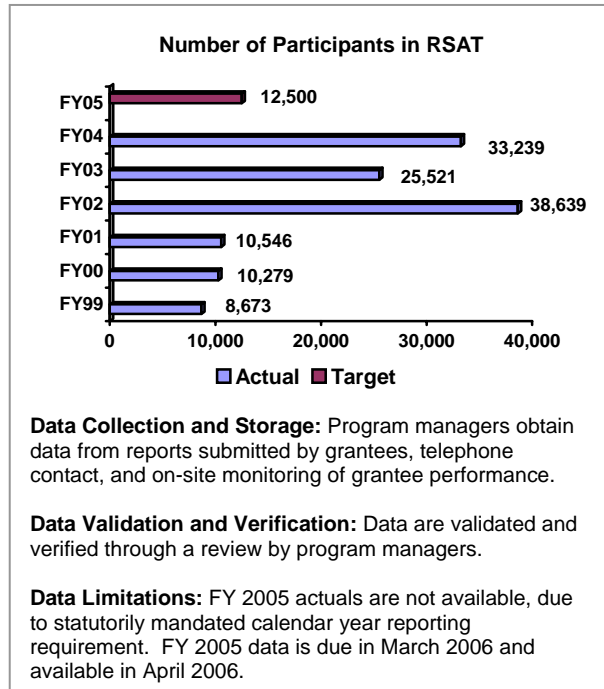


Discussion: The Office of Justice Program exceeded its targets for this effort in FY 2005.

FY 2008 Outcome Goal: Increase the number of participants in the Residential Substance Abuse Treatment (RSAT) Program

NOTE: This measure was too new to establish a long-term goal in the Strategic Plan; however, it was identified as key measure for the Department and is reported accordingly.

Background/Program Objectives: OJP's RSAT formula grant funds may be used to implement four types of programs. For all programs, at least ten percent of the total State allocation is made available to local correctional and detention facilities for either residential substance abuse treatment programs or jail-based substance abuse treatment programs as defined below. The four type of programs are: 1) residential substance abuse treatment programs which provide individual and group treatment activities for offenders in residential facilities that are operated by State correctional agencies; 2) jail-based substance abuse programs which provide individual and group treatment activities for offenders in jails and local correctional facilities; 3) post release treatment component which provides treatment following an individual's release from custody; and 4) an aftercare component which requires States to give preference to subgrant applicants who will provide aftercare services to program participants. Aftercare services must involve coordination between the correctional treatment program and other human service and rehabilitation programs, such as education and job training, parole supervision, halfway houses, self-help, and peer group programs that may aid in rehabilitation.



Performance Measure: Number of Participants in RSAT

FY 2005 Target: 12,500

FY 2005 Actual: Data available in April 2006.

Discussion: FY 2005 data is due in March 2006 and available in April 2006.

FY 2008 Outcome Goal: Percent increase in the graduation rate of program participants in the Drug Courts program

NOTE: This measure was too new to establish a long-term goal in the Strategic Plan; however, it was identified as key measure for the Department and is reported accordingly.

Background/Program Objectives: According to the National Crime Victimization Survey (NCVS) published in 2002, there were 5.3 million violent victimizations of residents age 12 or older. Victims of violence were asked to describe whether they perceived the offender to have been drinking or using drugs. About 29 percent of the victims of violence reported that the offender was using drugs, or drugs in combination with alcohol. These facts demonstrate that the demand for drug treatment services is tremendous. The OJP has a long history of providing drug-related resources to its constituencies in an effort to break the cycle of drugs and violence by reducing the demand, use, and trafficking of illegal drugs.

The drug court movement began as a community-level response to reduce crime and substance abuse among criminal justice offenders. This approach integrated substance abuse treatment, sanctions, and incentives with case processing to place non-violent drug-involved defendants in judicially supervised rehabilitation programs. The traditional system had rarely provided substance abuse treatment to defendants in any systematic way and, in many cases, provided little or no threat of sanctions to drug offenders. The OJP's Drug Court Program was established in 1995 to provide financial and technical assistance to States, State courts, local courts, units of local government, and Indian tribal governments to establish drug treatment courts. Drug courts employ the coercive power of the judicial system to subject non-violent offenders to an integrated mix of treatment, drug testing, incentives, and sanctions to break the cycle of substance abuse and crime. This community-level movement is supported through drug court grants, targeted technical assistance, and training. Since 1989, more than 1,000 jurisdictions have established or are planning to establish a drug court. Currently, every State either has a drug court or is planning a drug court.

Performance Measure: Percent Increase in the Graduation of Drug Courts Program Participants

FY 2005 Target: Establish Baseline

FY 2005 Actual: 18.1% is the established baseline (2,170 drug court program participants, 393 graduates)

Percent Increase in the Graduation Drug Courts Program Participants

Data Collection and Storage: Program managers obtain data from reports submitted by grantees, telephone contact, and on-site monitoring of grantee performance.

Data Validation and Verification: Data are validated and verified through a review by program managers.

Data Limitations: Evaluative data to support this measure will also be supported by an NIJ study grant providing support to the 2004 drug court grantees for local evaluations.

Discussion: The baseline for this measure was established this year.