



U.S. Department of Justice
Executive Office for United States Attorneys
U.S. Attorneys

Statistical Report

United States Attorney's Office

Fiscal Year 1983

CONTENTS

UNITED STATES ATTORNEYS' STATISTICAL REPORT
FISCAL YEAR 1983

- I. REMARKS
- II. CHARTS
- III. TABLES

Prepared by
Office of Management Information Systems and Support Staff
of the
Executive Office for U.S. Attorneys

Report 1-21

WORK HANDLED BY UNITED STATES ATTORNEYS' OFFICES
DURING FISCAL YEAR 1983

CRIMINAL CASES

FILED - Criminal filings amounting to 31,243 showed an increase of 1921 or 6.55 percent more than the number filed in the previous fiscal year. This includes 3,781 criminal appeals filed. 68.99 percent of the total was in 13 offenses having 800 or more cases. The greatest volume of filings were in Controlled Substances (4,802), Fraud vs. Government (2,379), Immigration (1,970), Weapons Control (1,903), Bank Robbery (1,493), Banks and Banking (1,386), Mail and Wire Fraud (1,258), Postal Crimes (1,238) and Income Tax (968). Increases took place in 49 districts ranging from 4 in Idaho to 778 in District of Columbia. Decreases took place in 43 districts ranging from 1 in Maine, New Hampshire and Texas Eastern to 506 in California Northern.

TERMINATED - Cases terminated increased 1,903 or 6.66 percent more than the previous year's total. This includes 3,067 criminal appeals terminated. Of the total of 30,451 closed, 18,327 involving 24,767 defendants were pleas of guilty, 4,477 (involving 6,443 defendants) were found guilty after trial and 517 (involving 1,004 defendants) were found not guilty (including 14 not guilty verdicts by reason of insanity).

2.

PENDING - With 25,458 cases, the pending caseload showed an increase of 792 or 3.21 percent more than the 24,666* cases pending at the close of fiscal year 1982. This includes 4,891 criminal appeals pending. Of the pending cases, 7,343 cases were awaiting arraignment in court or trial, while 1,618 were awaiting sentence. 5,643 are fugitives and 608 are in other status beyond the control of the United States Attorneys.

GRAND JURY PROCEEDINGS

Grand Jury Proceedings, comprised of 17,702 indictments and 63 No True Bills, amounted to 17,765, an increase of 4.10 percent more than the previous fiscal year.

CRIMINAL COMPLAINTS

RECEIVED - Complaints received increased to 98,385 or 3.70 percent more than the 94,867 received in fiscal year 1982. California Southern with 5,415 had the most complaints and California Central with 3,393 and Texas Southern with 3,100 were the next highest. 55,733 of the complaints were in twelve offenses as shown below:

*Adjusted from 24,838 to reflect corrections reported by United States Attorneys.

COMPLAINTS RECEIVED

Fiscal Year 1982
Compared with
Fiscal Year 1983

| <u>Offenses</u> | <u>No. of Complaints</u> | | <u>Change</u> | |
|--------------------------------------|--------------------------|--------------------|---------------|-------------|
| | <u>FY 1982</u> | <u>FY 1983</u> | <u>No.</u> | <u>%</u> |
| Bank Robbery | 4,362 | 3,211 down | 1,151 | 26.39 |
| Controlled Substances | 6,796 | 7,885 up | 1,089 | 16.02 |
| Counterfeiting and Forgery | 2,138 | 2,369 up | 231 | 1.08 |
| Embezzlement | 3,390 | 4,189 up | 799 | 23.54 |
| Escape | 2,790 | 2,401 down | 389 | 1.39 |
| Frauds vs. Government | 11,639 | 11,754 up | 115 | 1.00 |
| Immigration | 5,162 | 6,745 up | 1,583 | 30.67 |
| Income Tax | 1,480 | 1,675 up | 195 | 13.17 |
| National Motor Vehicles Theft Act | 1,210 | 999 down | 211 | 17.41 |
| National Stolen Property | 2,764 | 4,098 up | 1,334 | 48.26 |
| Postal Laws | 7,828 | 7,511 down | 317 | 4.04 |
| Weapons Control | 3,232 | 2,896 down | 336 | 10.40 |
| Subtotals | <u>52,791</u> | <u>55,733</u> up | <u>2,942</u> | <u>5.57</u> |
| All Other | 42,076 | 42,652 up | 576 | 1.36 |
| Total | 94,867 | 98,385 up | 3,518 | 3.70 |

4.

PENDING - Criminal complaints pending as of September 30, 1983, rose to 44,659, an increase of 2,861 or 6.84 percent more than the 41,798 pending as of September 30, 1982.

CLOSED - 64,281 complaints were closed during 1983 without reaching district court dockets. Of this number, 35,772 referrals involving 53,144 defendants were closed by immediate declination of prosecutions. 13,444 matters involving 19,312 defendants were declined after further investigation. Another 10,368 complaints were disposed of by federal magistrates.

CIVIL CASES

FILED - Civil cases filed amounted to 93,694, an increase of 19,288 or 25.92 percent more than the previous year's total. This includes 17,130 cases filed in state court and 3,161 civil appeals filed. 79 districts had increases and 12 districts showed decreases from the previous year. 47,657 or 50.86 percent of the total was in twenty-three districts having filings ranging from 1,406 to 3,031. Tax Lien cases with 11,621, Torts cases with 4,897, and General Claims cases with 14,062 had 12.40, 5.23 and 15.01 percent respectively, of the cases filed.

TERMINATED - With 53 districts showing increases and 40 districts with decreases, civil cases terminated increased to 71,613. This includes 11,839 cases terminated in state court and 2,686 civil appeals terminated and also includes 192 claims under \$1,200 which were returned to the Veterans Administration for collection. This total is greater than the fiscal year 1982 total by 9,303 or 14.93 percent.

11,465 of these cases were suits in which the Government as defendant was sued for \$1,676,034,607. 763 of them involving \$335,009,936 were closed by compromise amounting to \$15,546,904 and 2,909 involving \$302,029,928 resulted in judgments against the Government amounting to \$24,595,574. The remaining 7,793 cases involving \$1,038,994,743 were won by the Government, thus bringing the savings to \$1,631,531,958, an increase of \$509,507,698 or 45.41 percent more than the \$1,122,024,260 saved in fiscal year 1982.

PENDING - Civil cases pending as of the close of the fiscal year increased by 22,081 or 19.51 percent to 135,218. This includes 28,992 cases pending in state court and 4,625 civil appeals pending. 79,139 or 58.53 percent of the caseload was in twenty-five districts with caseloads ranging from 1,744 in Maryland to 8,603 in New York Eastern. Tax Lien cases increased to 20,754 or 15.35 percent of the total as compared to

6.

17,529 or 15.26 percent of the total pending as of September 30, 1982. Torts cases increased to 8,688 or 6.43 percent from 7,679 or 6.69 percent of the previous year's total.

CIVIL MATTERS

RECEIVED - Civil matters received amounted to 103,880, an increase of 21,366 or 25.89 percent more than the 82,514 in fiscal year 1982. Tax Lien matters with 11,696 and Torts matters with 5,098 and VA Educational Benefits matters with 5,337 comprised 11.26, 4.91 and 5.14 percent respectively, of the matters received. Delegated General Claims matters amounted to 16,898 or 16.27 percent of the total. 52,057 or 50.11 percent of the total was in twenty-two districts having totals ranging from 1,436 in West Virginia Southern to 4,249 in New York Eastern.

TERMINATED - Civil matters terminated without reaching court dockets amounted to 15,698 a increase of 254 or .016 percent more than the fiscal year 1982 total of 15,444. This includes 990 claims under \$1,200 which were returned to the Veterans Administration for collection.

PENDING - 50,154 civil matters were pending as of September 30, 1983, as compared to 55,666 as of September 30, 1982. This is a decrease of 5,512 or 9.90 percent.

HOURS IN COURT

A total of 879,740 hours were spent in court during fiscal year 1983. This is an increase of 191,939 or 27.91 percent more than fiscal year 1982. Following is a breakdown of those hours:

| | <u>No. of Hours</u> | <u>% Total</u> |
|-----------------------------|---------------------|----------------|
| District Court Criminal | 137,580 | 15.64 |
| District Court Civil | 332,142 | 37.75 |
| Grand Jury | 108,633 | 12.35 |
| Appellate Court | 30,931 | 3.52 |
| State Court | 65,447 | 7.44 |
| Bankruptcy Court | 13,982 | 1.59 |
| Magistrate's Proceedings | 66,662 | 7.58 |
| Special Hearing Exam., Etc. | 50,628 | 5.75 |
| Court Travel Time | 73,735 | 8.38 |
| TOTAL | 879,740 | 100.00 |

Based on an average employment of 1,861.3, each Assistant United States Attorney averaged 39.39 hours per month in courtroom work during the fiscal year. This compares with an average of 33.37 hours per month in fiscal year 1982.

COLLECTIONS

During Fiscal Year 1983, the efforts of the 93 United States Attorneys resulted in the recovery of \$276,349,185 in actual assets (i.e., cash and property), while other recoveries, such as debts brought into paying status and returned to the client agency, amounted to \$53,512,009. The actual assets recovered represents a 34.16 percent increase over the 1982 figure of \$205,979,195. Total recoveries for Fiscal Year 1983 amounted to \$329,861,194, compared with \$289,001,005 in Fiscal Year 1982.

PERSONNEL

During the year United States Attorneys' employment averaged 4,015 employees and 4,103 were on the rolls as of September 30, 1983. Cases handled per Assistant United States Attorney increased from 134.2 in fiscal year 1982 to 141.1 in the current year and cases terminated increased from 52.9 to 54.8.

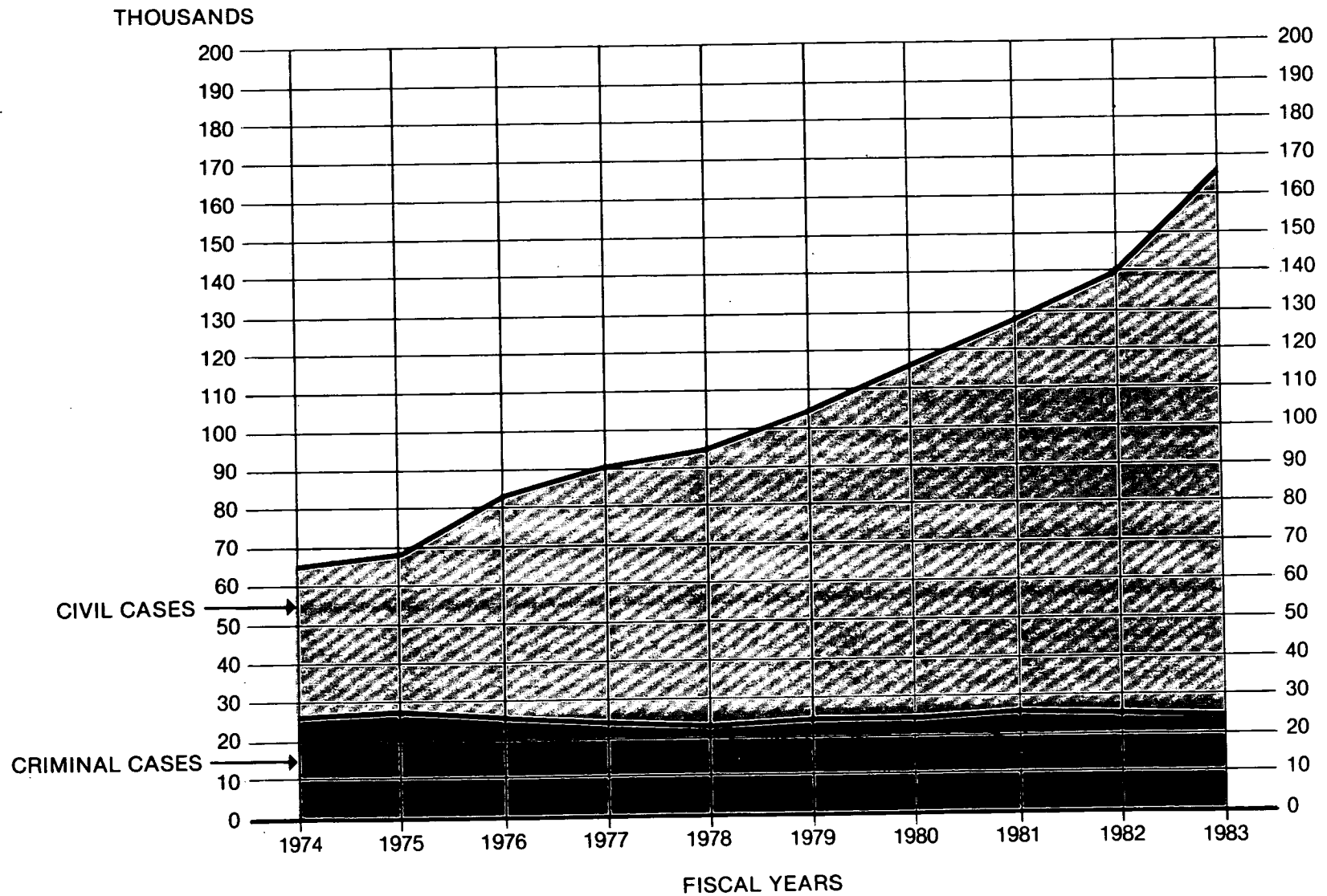
II

INDEX TO CHARTS

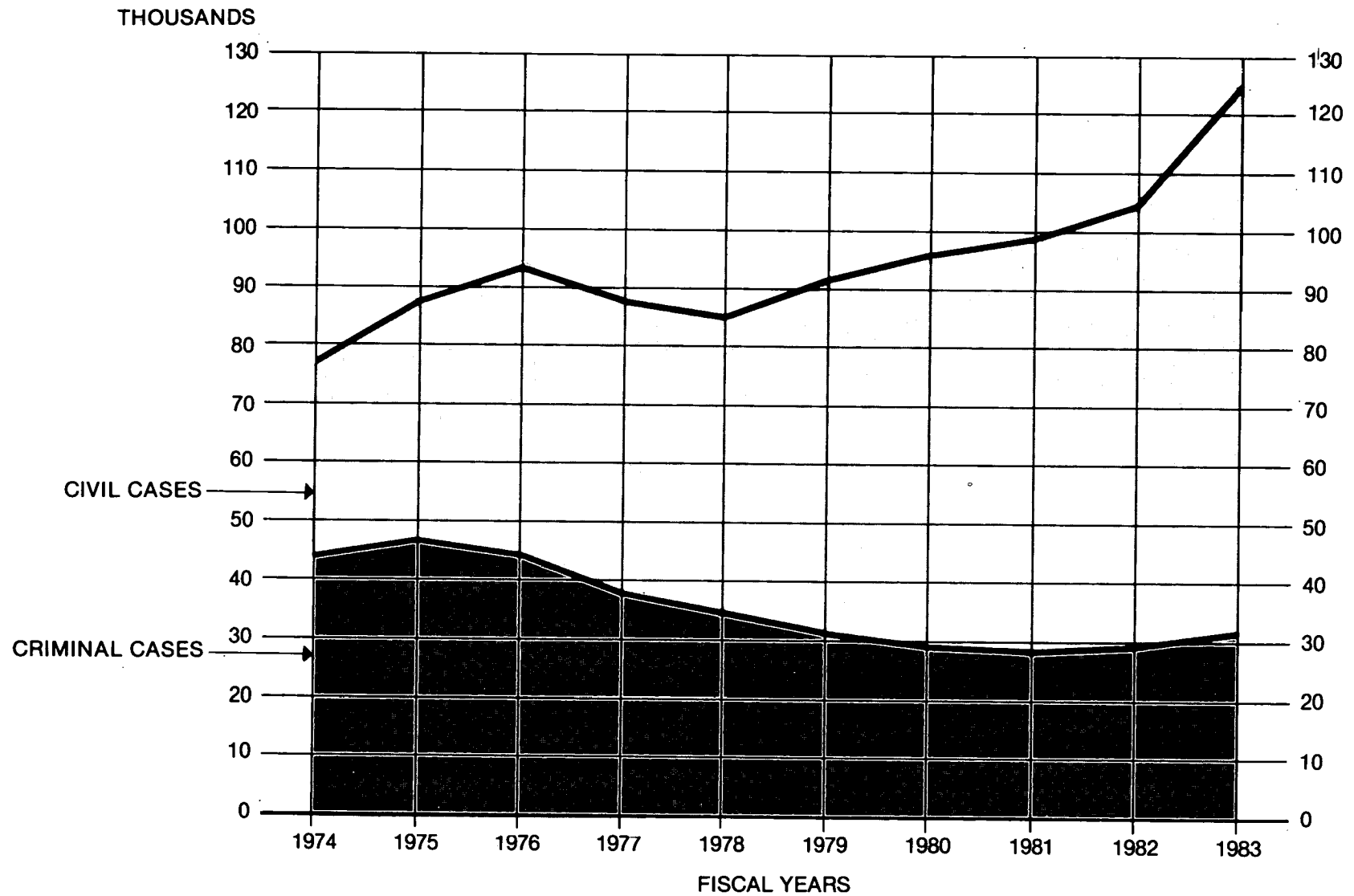
Chart Number

- 1 - Total Cases Pending - Fiscal Year 1974-1983
- 2 - Total Cases Filed - Fiscal Year 1974-1983
- 3 - Total Cases Terminated - Fiscal Year 1974-1983
- 4 - Total Matters Received - Fiscal Year 1974-1983
- 5 - Total Trials - Fiscal Year 1974-1983
- 6 - Criminal Cases Pending September 30, 1983 by Major Offense
- 7 - Criminal Cases Pending September 30, 1983 Indicating Districts with Largest Caseload
- 8 - Criminal Cases Filed by Major Offense - Fiscal Year 1974-1983
- 9 - Proceedings Before Grand Jury - Fiscal Year 1974-1983
- 10 - Age of Civil and Criminal Cases Pending September 30, 1983
- 11 - Civil Cases Pending September 30, 1983 Indicating Districts with Largest Caseload
- 12 - Civil Cases Pending September 30, 1983 by Cause of Action
- 13 - United States Attorneys' Collections - Fiscal Year 1974-1983
- 14 - Average number of personnel United States Attorneys' Offices - Fiscal Year 1974-1983

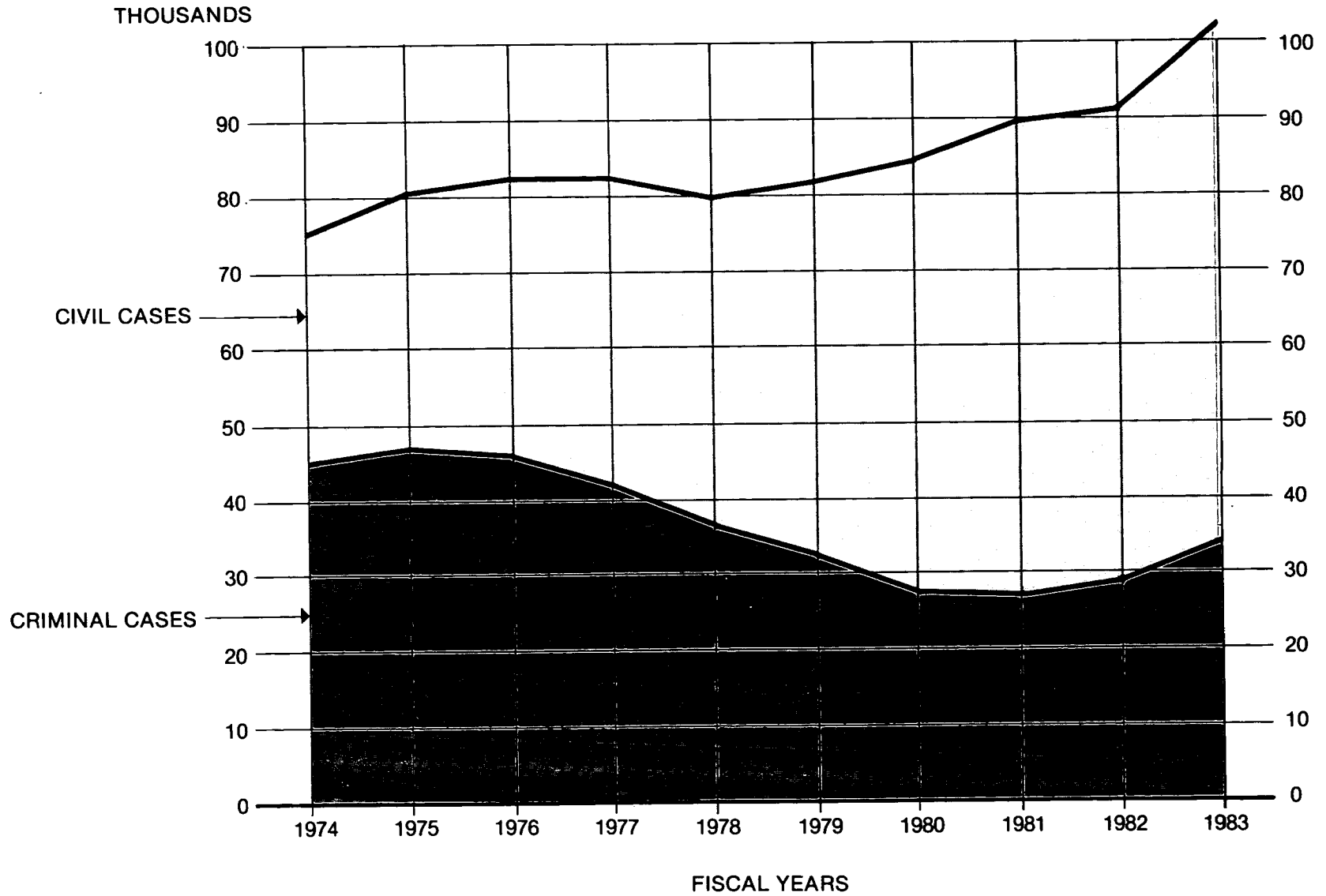
**Chart 1 | Cases Pending
in
United States Attorneys' Offices**



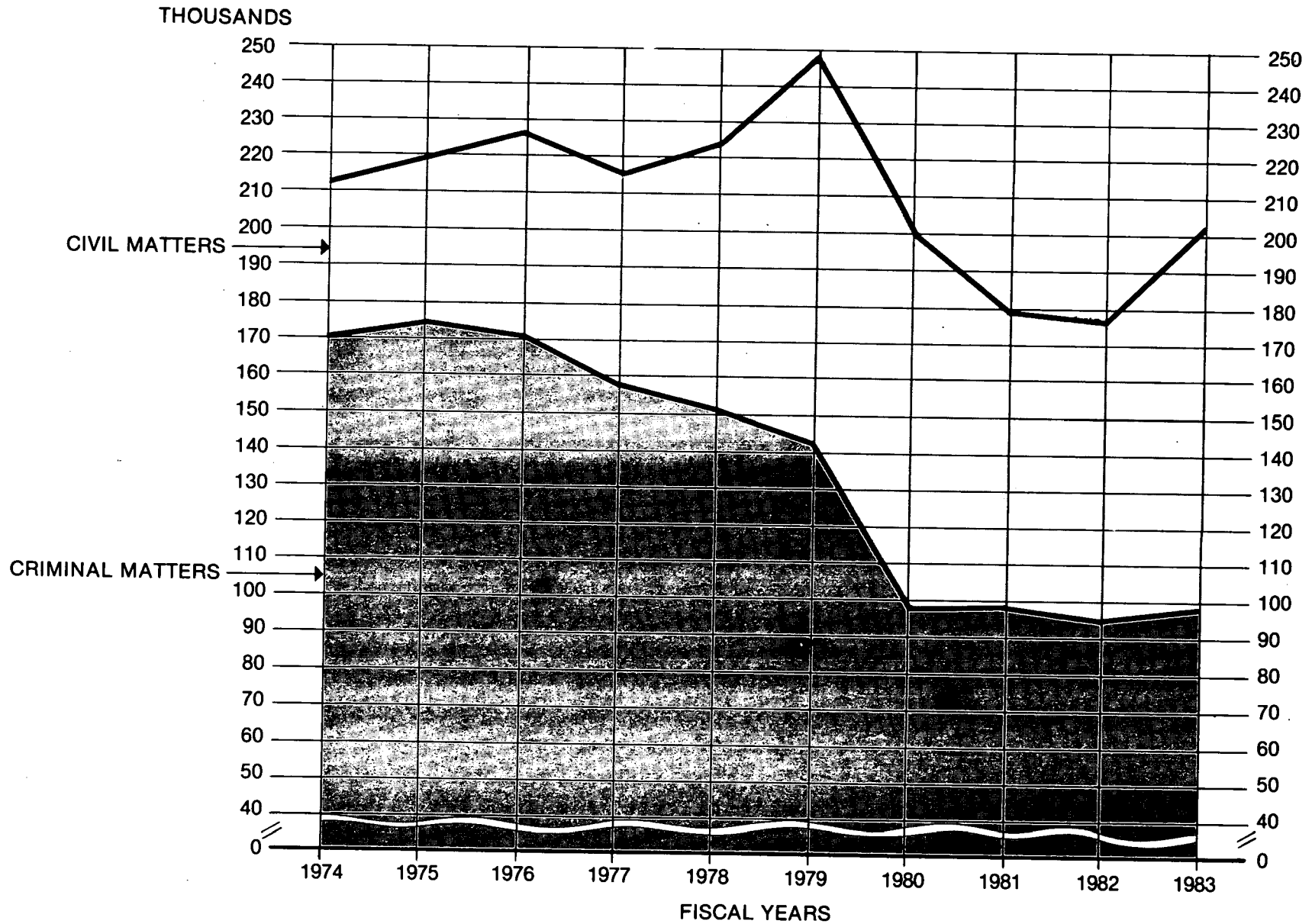
**Chart 2 | Criminal and Civil Cases
Filed in
United States Attorneys' Offices**



**Chart 3 | Criminal and Civil Cases
Terminated in
United States Attorney's' Offices**



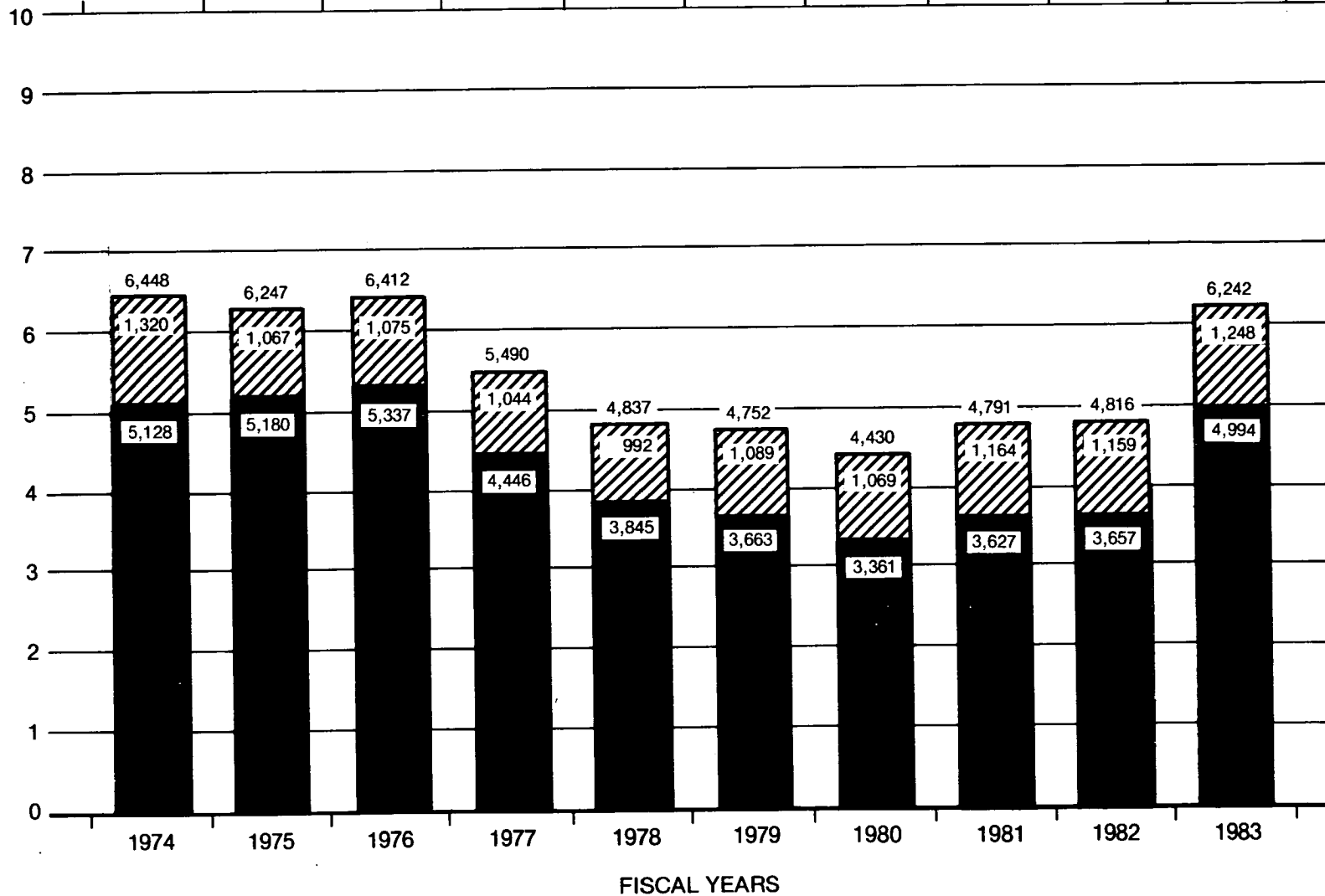
**Chart 4 | Criminal and Civil Matters
Received in
United States Attorneys' Offices**



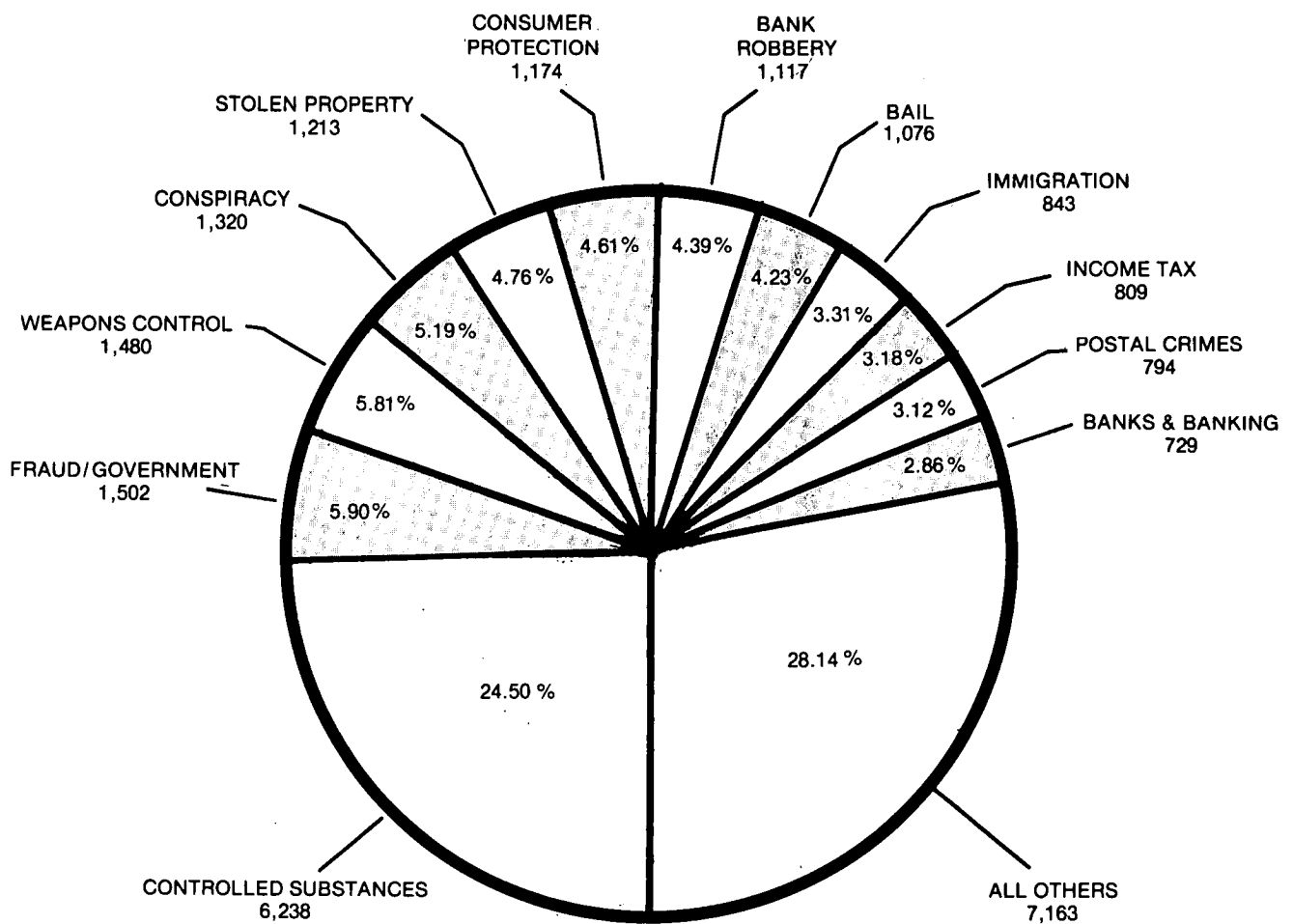
**Chart 5 | Trials in Criminal and Civil Cases in
United States Attorneys' Offices**

CIVIL 
CRIMINAL 

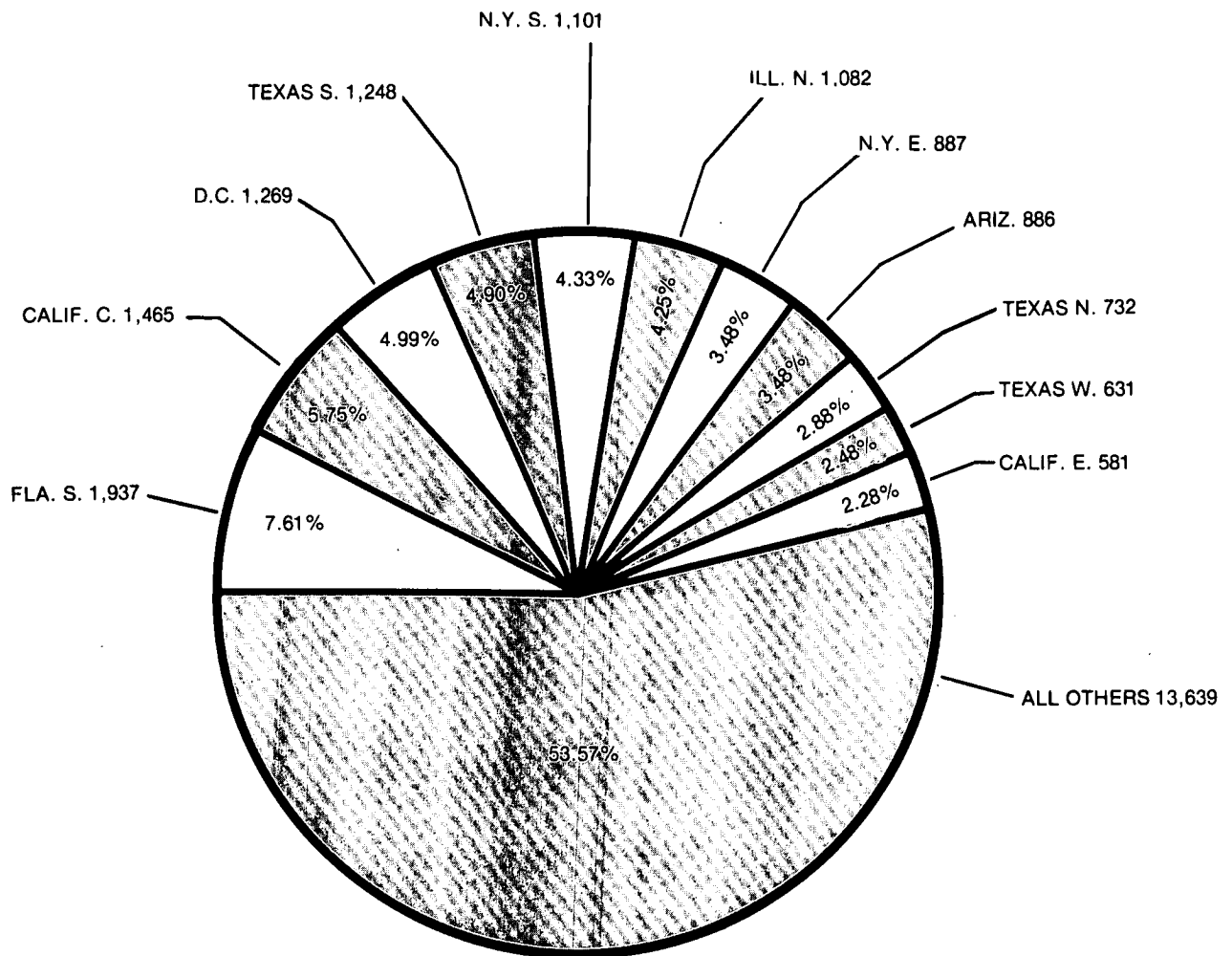
THOUSANDS



**Chart 6 | Criminal Cases Pending
by Offense in
United States Attorneys' Offices
As of: September 30, 1983
Total 25,458**



**Chart 7 | Criminal Cases Pending in
United States Attorneys' Offices
As of: September 30, 1983
Total 25,458**



**Chart 9 | Proceedings Before Grand Jury in
United States Attorneys' Offices**

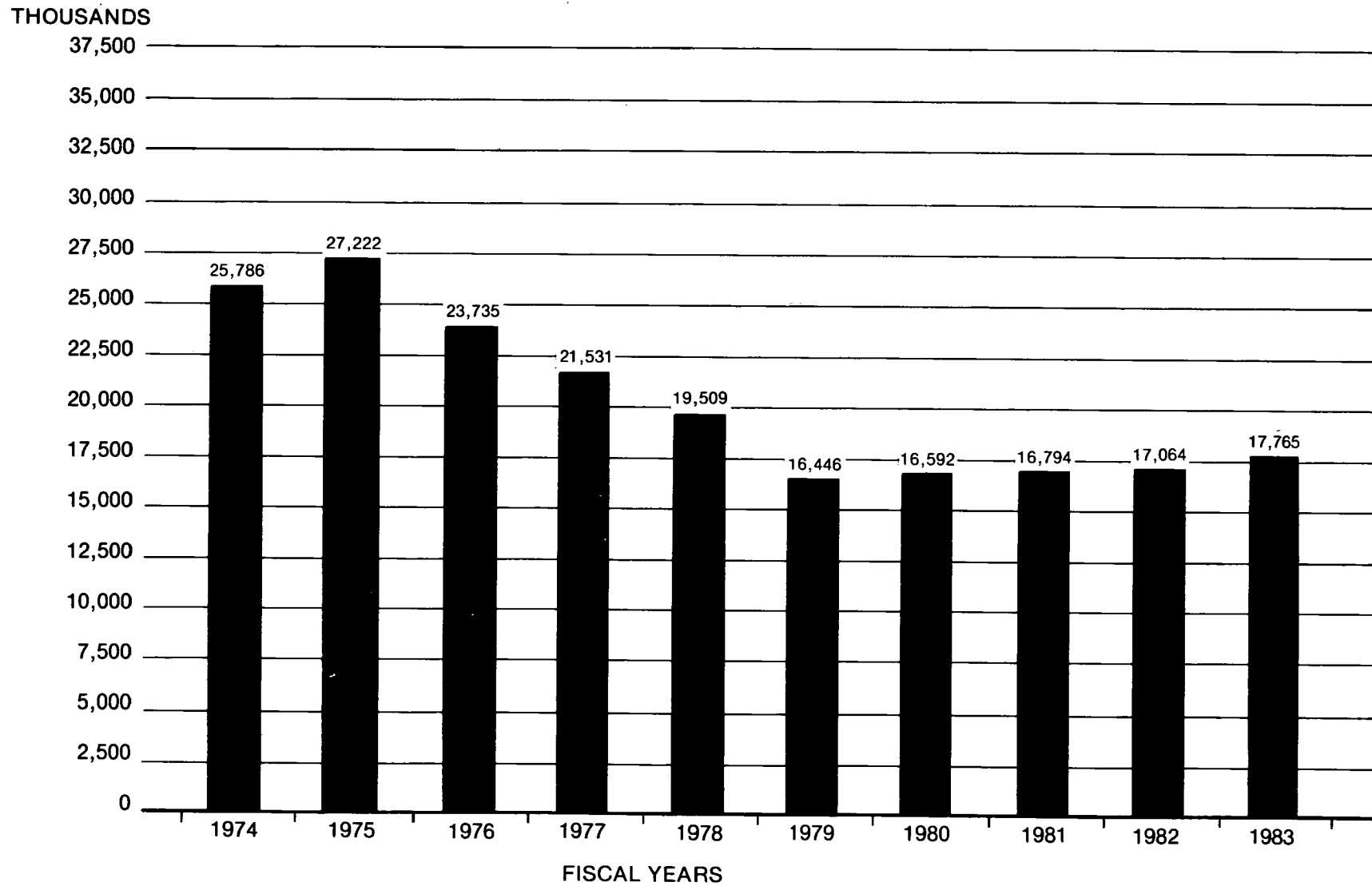
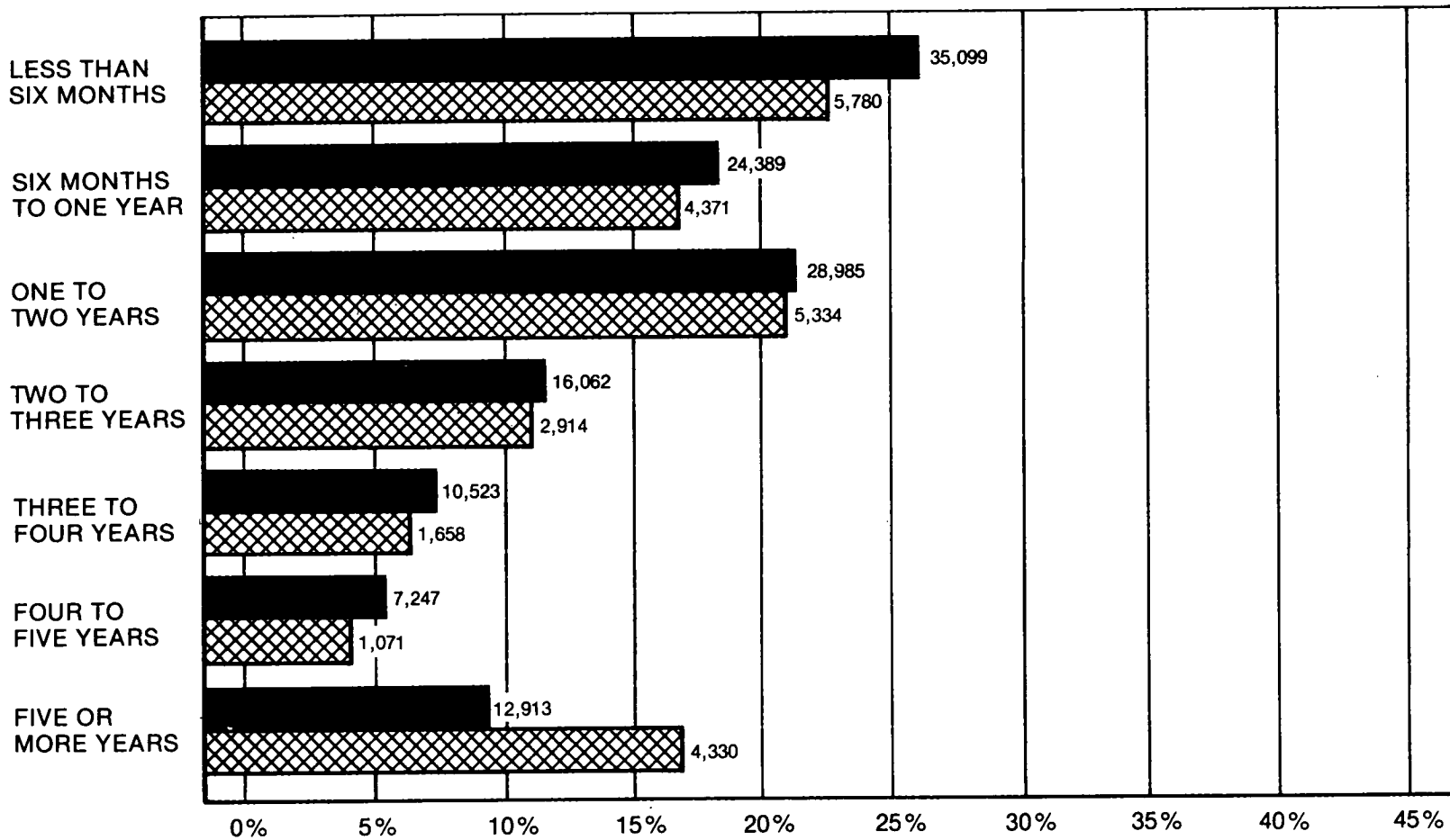


Chart 10 | Age of Criminal and Civil Cases Pending in United States Attorneys' Offices

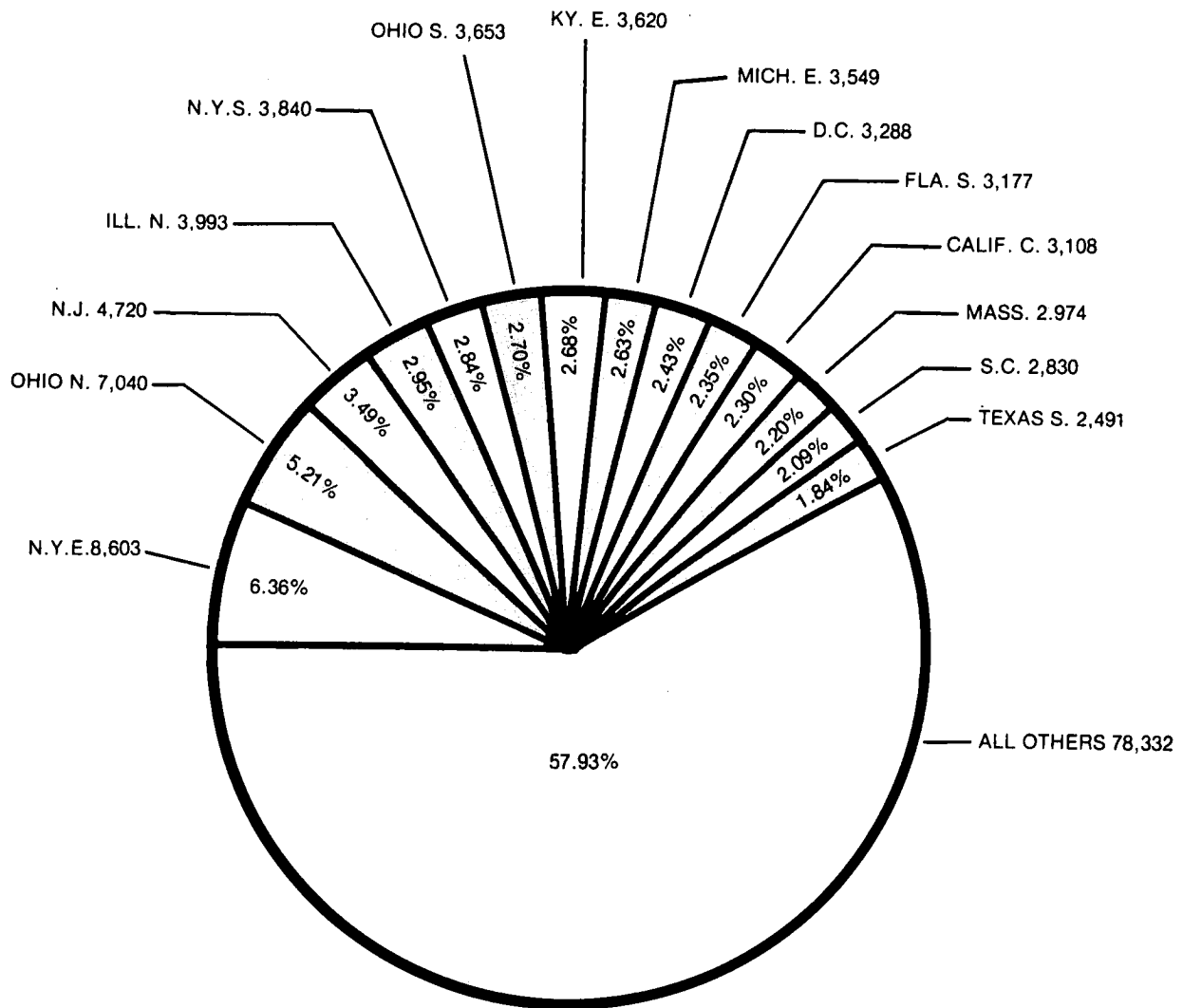
As of: September 30, 1983

Total Cases Criminal 25,458 Civil 135,218

CIVIL 
 CRIMINAL 



**Chart 11 | Civil Cases Pending in
United States Attorneys' Offices
As of: September 30, 1983
Total 135,218 Cases**



**Chart 12 | Civil Cases Pending
by Cause of Action in
United States Attorneys' Offices
As of: September 30, 1983
Total 135,218 Cases**

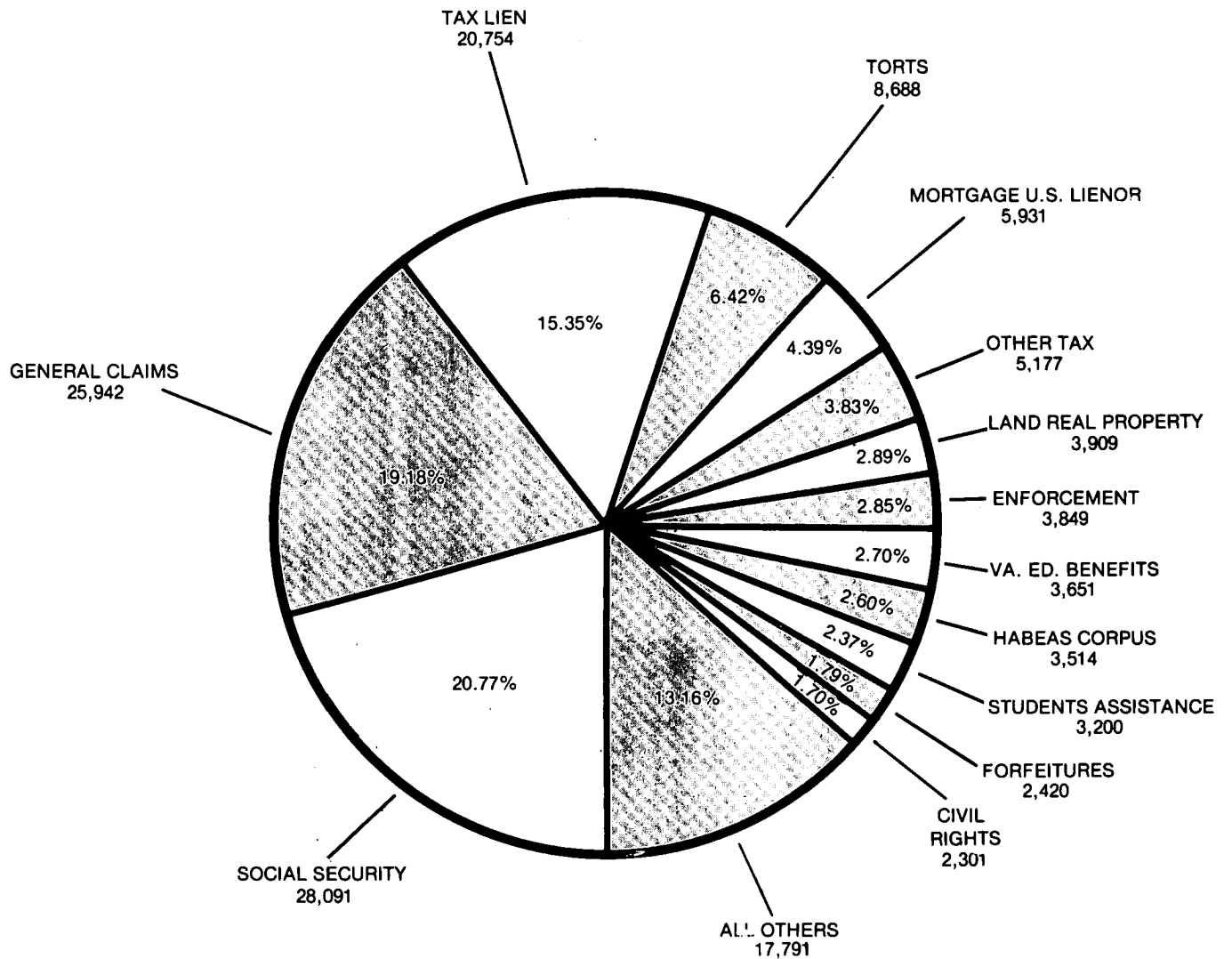


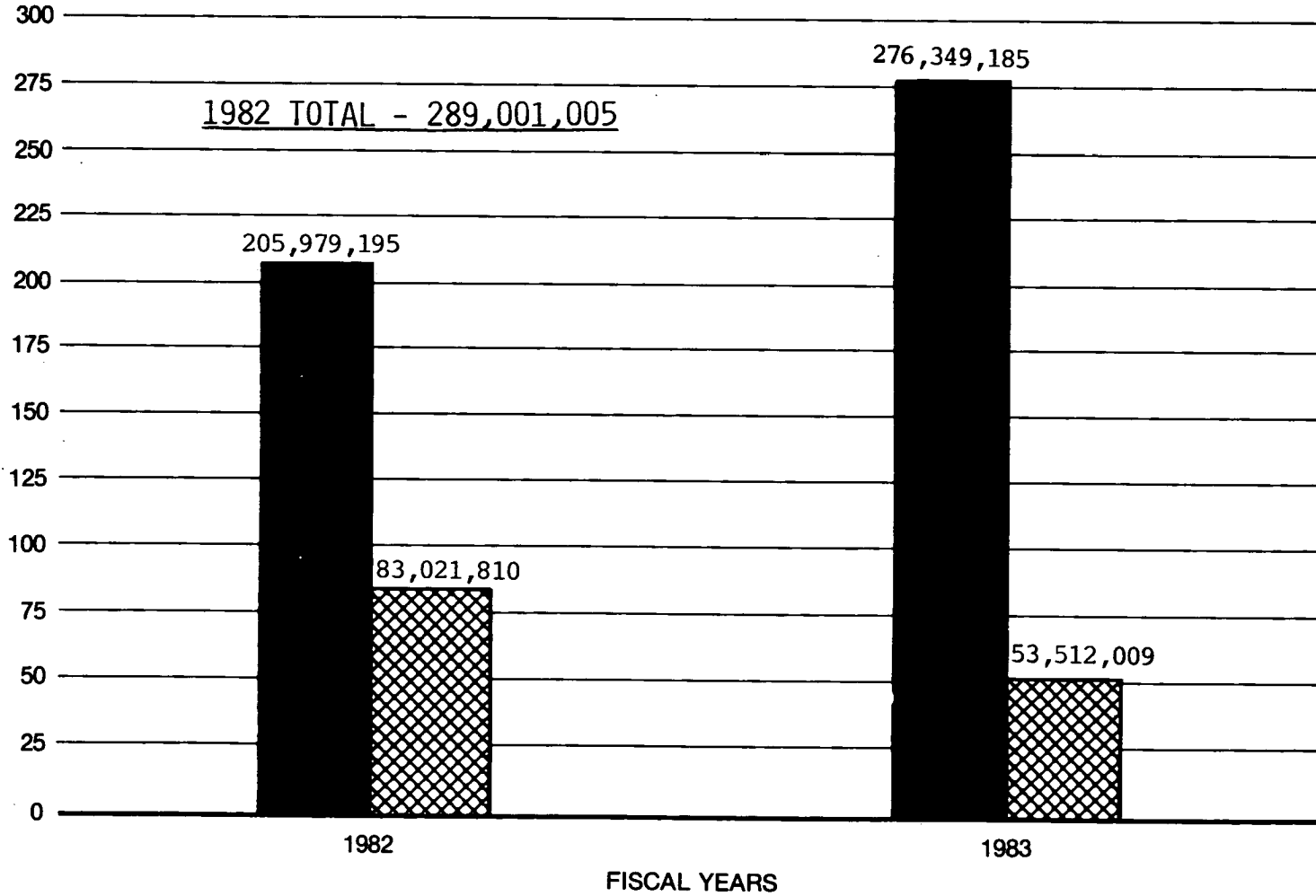
Chart 13 Collections in United States Attorneys' Offices

COLLECTED 

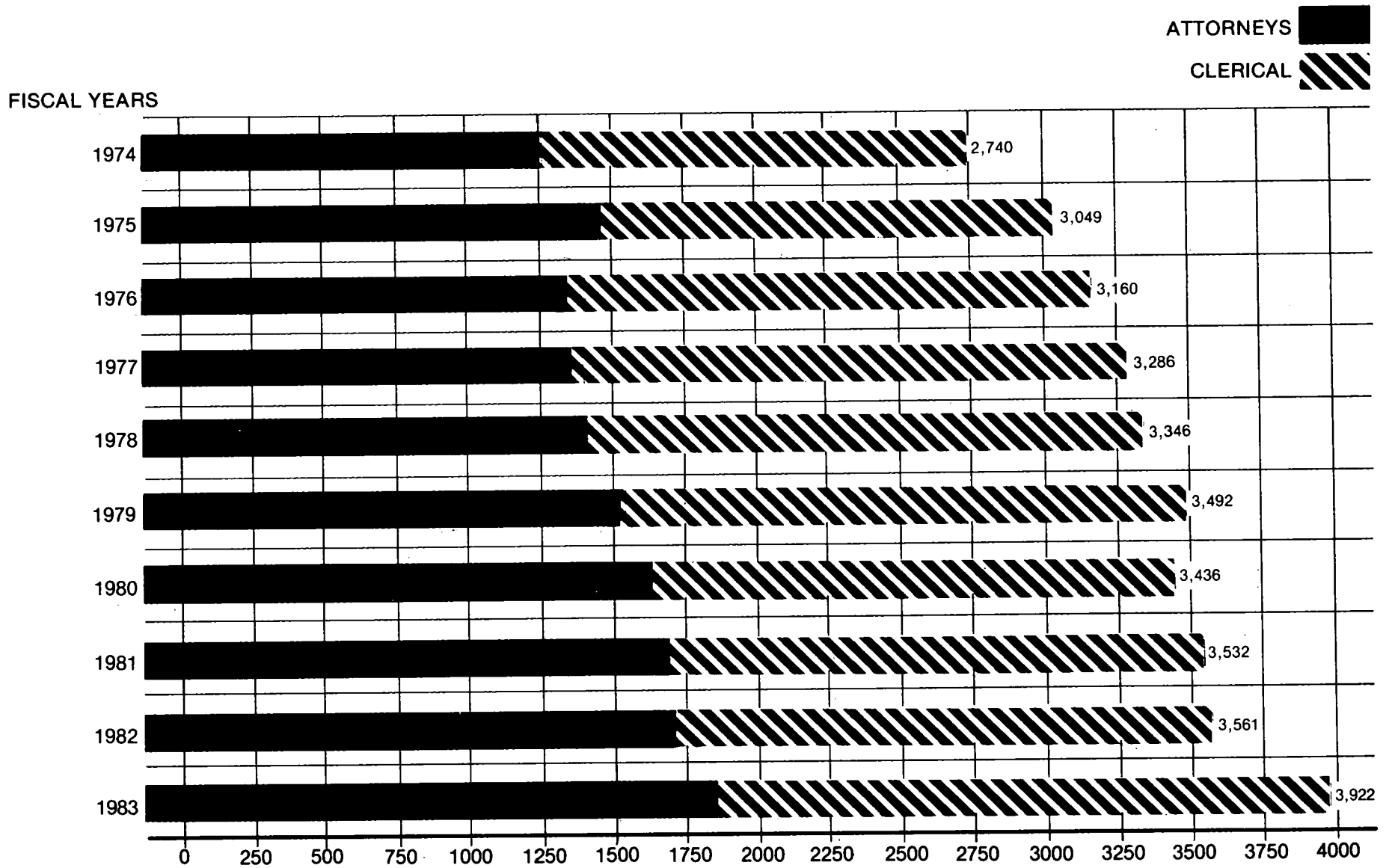
DEBTS IN PAYING STATUS RETURNED TO AGENCY 

MILLIONS OF DOLLARS

1983 TOTAL - 329,861,194



**Chart 14 | Average Number of Personnel in
United States Attorneys' Offices**



III

INDEX TO TABLES

Table Number

- 1 - Criminal and Civil Cases Handled by United States Attorneys in United States District and Appellate Courts and State Courts
- 2 - Disposition of Criminal Cases and Defendants in United States District and Appellate Courts
- 3 - Criminal Cases and Defendants in United States District and Appellate Courts by Offense
- 4 - Method of Disposition of Defendants in Criminal Cases in United States District and Appellate Courts
- 5 - United States Attorneys' Financial Summary
 - Part I - Criminal Fines
 - Part II - Penalties & Forfeitures
 - Part III - Foreclosures
 - Part IV - Other Civil Judgments
 - Part V - Bonds Forfeited
 - Part VI - Pre-Judgment Civil Claims
 - Part VII - Total
- 6 - Caseload per Assistant United States Attorney Based on Cases in United States District and Appellate Courts and State Courts
- 7 - Work of United States Attorneys
 - Comparative Tables (tables 8-13)
 - Fiscal Year 1982 compared with
 - Fiscal Year 1983
- 8 - Cases filed in United States District and Appellate Courts and State Courts
- 9 - Cases Terminated in United States District and Appellate Courts and State Courts

Table Number

- 10 - Cases Pending in United States District and Appellate Courts and State Courts
- 11 - Criminal and Civil Trials in United States District and State Courts
- 12 - Criminal and Civil Matters Received and Proceedings Before Grand Jury
- 13 - Collections by United States Attorneys' Offices
- 14 - Criminal Cases Pending - Aged by Date Received
- 15 - Criminal Matters Pending - Aged by Date Received
- 16 - Civil Cases Pending - Aged by Date Received
- 17 - Civil Matters Pending - Aged by Date Received
- 18 - Civil Cases Pending - By Amount Range
- 19 - Civil Matters Pending - By Amount Range
- 20 - Civil Cases Pending - By Cause of Action
- 21 - Civil Cases Filed - By Cause of Action
- 22 - Civil Cases Terminated - By Cause of Action
- 23 - Civil Matters Pending - By Cause of Action
- 24 - Civil Matters Received - By Cause of Action
- 25 - Civil Matters Terminated Other than by Reaching Court Dockets - By Cause of Action
- 26 - Civil Cases Filed - By Agency
- 27 - Civil Matters Received - By Agency
- 28 - Appeals Filed and Terminated by United States Attorneys' Offices

Table Number

- 29 - Land Condemnation Cases and Tracts Handled by United States Attorneys' Offices during Fiscal Year 1983
- 30 - United States Attorneys' Hours in Court
- 31 - United States Attorney Criminal Program Category Report - Fiscal Year Ended September 30, 1983
- 32 - United States Attorney Civil Program Category Report - Fiscal Year Ended September 30, 1983
- 33 - Criminal Immediate Declinations By Reason (USA-114 Report) During Fiscal Year 1983
- 34 - Criminal Later Declinations By Reason During Fiscal Year 1983
- 35 - Criminal Immediate and Later Declinations By Reason and Agency During Fiscal Year 1983
- 36 - United States Attorney Criminal Matters/Case Processing - Fiscal Year Ended September 30, 1983
- 37 - United States Attorney Civil Matter/Case Processing - Fiscal Year Ended September 30, 1983

TABLE 1
CRIMINAL AND CIVIL CASES HANDLED BY U.S. ATTORNEYS IN U.S. DISTRICT AND APPELLATE COURTS AND STATE COURTS
FISCAL YEAR ENDED SEPTEMBER 30, 1983

| JUDICIAL DISTRICT | CRIMINAL CASES IN U.S. DISTRICT AND APPELLATE COURTS | | | | CRIMINAL DEFENDANTS IN U.S. DISTRICT AND APPELLATE COURTS | | | | CIVIL CASES IN U.S. DISTRICT AND APPELLATE COURTS AND STATE COURTS | | | |
|-------------------|--|-------------|------------|------------------|---|-------------|------------|------------------|--|-------------|------------|------------------------|
| | PEND 10/01/82 1/ | FILED 2/ | TERM 3/ | PEND 09/30/83 | PEND 10/01/82 1/ | FILED 2/ | TERM 3/ | PEND 09/30/83 | PEND 10/01/82 1/ | FILED 2/ | TERM 3/ | PEND 09/30/83 4/ |
| ALABAMA N | 164 | 400 | 401 | 153 | 209 | 545 | 545 | 209 | 1,403 | 1,816 | 1,186 | 2,033 |
| ALABAMA M | 42 | 200 | 175 | 57 | 50 | 275 | 238 | 87 | 459 | 448 | 331 | 576 |
| ALABAMA S | 78 | 142 | 125 | 95 | 124 | 247 | 221 | 150 | 323 | 516 | 305 | 534 |
| ALASKA | 144 | 153 | 187 | 110 | 179 | 188 | 248 | 119 | 609 | 443 | 552 | 500 |
| ARIZONA | 918 | 681 | 713 | 386 | 1,244 | 936 | 1,027 | 1,153 | 1,079 | 1,047 | 873 | 1,253 |
| ARKANSAS E | 91 | 199 | 218 | 72 | 107 | 261 | 266 | 102 | 1,064 | 1,074 | 665 | 1,473 |
| ARKANSAS W | 32 | 129 | 117 | 44 | 36 | 178 | 152 | 62 | 513 | 588 | 403 | 698 |
| CALIF N | 503 | 335 | 426 | 412 | 634 | 405 | 526 | 513 | 2,380 | 2,292 | 2,539 | 2,133 |
| CALIF C | 1,282 | 1,043 | 860 | 1,455 | 1,449 | 1,405 | 1,092 | 1,762 | 2,394 | 2,107 | 1,393 | 3,108 |
| CALIF E | 583 | 599 | 601 | 581 | 795 | 913 | 884 | 824 | 1,575 | 909 | 574 | 1,910 |
| CALIF S | 336 | 1,168 | 986 | 518 | 555 | 1,774 | 1,422 | 907 | 463 | 567 | 326 | 704 |
| COLORADO | 227 | 397 | 378 | 246 | 257 | 525 | 460 | 322 | 859 | 978 | 862 | 975 |
| CONNECTICUT | 191 | 268 | 233 | 226 | 322 | 371 | 349 | 344 | 1,995 | 1,124 | 1,147 | 1,972 |
| DELAWARE | 18 | 68 | 60 | 26 | 26 | 88 | 84 | 30 | 163 | 272 | 246 | 189 |
| DIST OF COLUMBIA | 532 | 1,494 | 757 | 1,269 | 598 | 1,555 | 812 | 1,341 | 3,371 | 1,466 | 1,549 | 3,288 |
| FLORIDA N | 102 | 115 | 105 | 112 | 210 | 240 | 212 | 238 | 499 | 583 | 495 | 587 |
| FLORIDA M | 450 | 669 | 658 | 501 | 787 | 1,016 | 1,010 | 793 | 1,973 | 1,882 | 1,748 | 2,107 |
| FLORIDA S | 1,637 | 1,326 | 1,026 | 1,937 | 3,284 | 2,497 | 2,262 | 3,519 | 2,592 | 2,378 | 1,793 | 3,177 |
| GEORGIA N | 381 | 434 | 518 | 297 | 516 | 600 | 732 | 384 | 1,310 | 917 | 645 | 1,582 |
| GEORGIA M | 67 | 611 | 585 | 73 | 100 | 660 | 621 | 139 | 420 | 521 | 352 | 589 |
| GEORGIA S | 86 | 146 | 157 | 75 | 131 | 262 | 256 | 137 | 492 | 507 | 401 | 598 |
| HAWAII | 59 | 271 | 160 | 170 | 72 | 370 | 233 | 209 | 523 | 668 | 359 | 832 |
| IDAHO | 72 | 141 | 131 | 92 | 82 | 191 | 148 | 125 | 542 | 441 | 384 | 599 |
| ILLINOIS N | 1,199 | 762 | 879 | 1,082 | 1,667 | 1,091 | 1,151 | 1,607 | 3,668 | 2,767 | 2,442 | 3,993 |
| ILLINOIS S | 171 | 183 | 185 | 159 | 217 | 246 | 244 | 219 | 728 | 594 | 647 | 675 |
| ILLINOIS C | 157 | 265 | 279 | 143 | 210 | 336 | 350 | 196 | 692 | 684 | 646 | 730 |
| INDIANA N | 96 | 132 | 142 | 96 | 107 | 211 | 180 | 138 | 1,132 | 898 | 832 | 1,198 |
| INDIANA S | 140 | 198 | 215 | 123 | 189 | 261 | 294 | 156 | 1,021 | 957 | 778 | 1,200 |
| IOWA NORTH | 74 | 64 | 91 | 47 | 83 | 105 | 109 | 79 | 611 | 625 | 706 | 530 |
| IOWA SOUTH | 56 | 106 | 102 | 60 | 82 | 206 | 188 | 100 | 372 | 553 | 423 | 502 |
| KANSAS | 153 | 275 | 238 | 190 | 183 | 328 | 296 | 215 | 1,018 | 1,534 | 1,224 | 1,328 |
| KENTUCKY E | 137 | 170 | 178 | 129 | 182 | 318 | 305 | 195 | 3,736 | 1,163 | 1,279 | 3,620 |
| KENTUCKY W | 265 | 226 | 213 | 278 | 376 | 341 | 295 | 422 | 1,417 | 967 | 804 | 1,580 |
| LOUISIANA E | 209 | 507 | 572 | 144 | 327 | 640 | 775 | 192 | 702 | 611 | 358 | 955 |
| LOUISIANA M | 134 | 131 | 190 | 45 | 144 | 179 | 261 | 62 | 258 | 311 | 354 | 215 |
| LOUISIANA W | 103 | 119 | 106 | 116 | 134 | 160 | 131 | 163 | 970 | 874 | 497 | 1,347 |
| MAINE | 82 | 69 | 70 | 81 | 129 | 105 | 95 | 139 | 747 | 331 | 231 | 847 |
| MARYLAND | 697 | 387 | 814 | 270 | 1,043 | 551 | 1,093 | 501 | 1,736 | 583 | 575 | 1,744 |
| MASSACHUSETTS | 414 | 321 | 320 | 415 | 632 | 499 | 428 | 703 | 2,084 | 1,555 | 665 | 2,974 |
| MICHIGAN E | 363 | 543 | 547 | 359 | 497 | 837 | 752 | 582 | 2,612 | 3,031 | 2,094 | 3,549 |
| MICHIGAN W | 139 | 176 | 230 | 85 | 196 | 219 | 306 | 109 | 1,393 | 1,047 | 789 | 1,651 |
| MINNESOTA | 169 | 240 | 265 | 144 | 248 | 344 | 400 | 192 | 1,514 | 1,528 | 1,492 | 1,450 |
| MISSISSIPPI N | 24 | 81 | 63 | 42 | 33 | 109 | 76 | 66 | 479 | 319 | 263 | 535 |
| MISSISSIPPI S | 130 | 117 | 105 | 142 | 184 | 168 | 139 | 213 | 646 | 719 | 410 | 955 |
| MISSOURI E | 193 | 329 | 373 | 149 | 249 | 435 | 493 | 191 | 324 | 450 | 304 | 470 |
| MISSOURI W | 135 | 281 | 272 | 144 | 174 | 337 | 37 | 174 | 989 | 1,200 | 1,086 | 1,103 |
| MONTANA | 84 | 178 | 196 | 66 | 102 | 210 | 230 | 82 | 323 | 278 | 227 | 374 |
| NEBRASKA | 78 | 142 | 127 | 93 | 106 | 206 | 140 | 172 | 571 | 738 | 643 | 766 |
| NEVADA | 291 | 181 | 200 | 272 | 401 | 282 | 260 | 423 | 234 | 188 | 88 | 334 |
| NEW HAMPSHIRE | 26 | 50 | 59 | 17 | 32 | 79 | 93 | 18 | 154 | 152 | 134 | 172 |
| NEW JERSEY | 335 | 275 | 325 | 285 | 493 | 471 | 483 | 481 | 3,126 | 2,551 | 957 | 4,720 |
| NEW MEXICO | 120 | 267 | 236 | 151 | 184 | 385 | 345 | 224 | 592 | 788 | 439 | 941 |
| NEW YORK N | 169 | 142 | 175 | 136 | 233 | 179 | 225 | 167 | 1,301 | 940 | 818 | 1,423 |
| NEW YORK E | 929 | 653 | 695 | 887 | 1,664 | 983 | 1,052 | 1,595 | 7,824 | 2,962 | 2,183 | 8,603 |
| NEW YORK S | 1,014 | 893 | 806 | 1,011 | 1,628 | 1,342 | 1,230 | 1,740 | 4,157 | 2,409 | 2,726 | 3,840 |
| NEW YORK W | 139 | 232 | 234 | 137 | 201 | 311 | 308 | 204 | 1,070 | 1,031 | 962 | 1,139 |
| N CAROLINA E | 125 | 234 | 248 | 111 | 162 | 336 | 348 | 150 | 744 | 792 | 611 | 925 |
| N CAROLINA M | 87 | 241 | 223 | 195 | 122 | 317 | 295 | 144 | 373 | 355 | 368 | 360 |
| N CAROLINA W | 112 | 303 | 297 | 118 | 145 | 402 | 386 | 161 | 280 | 503 | 348 | 435 |
| NORTH DAKOTA | 65 | 139 | 120 | 194 | 78 | 173 | 127 | 124 | 244 | 487 | 244 | 467 |
| OHIO NORTH | 727 | 477 | 848 | 356 | 847 | 573 | 1,022 | 398 | 5,618 | 2,776 | 1,354 | 7,040 |
| OHIO SOUTH | 151 | 236 | 253 | 134 | 187 | 367 | 338 | 216 | 2,822 | 2,930 | 2,099 | 3,653 |
| OKLAHOMA N | 71 | 175 | 165 | 91 | 90 | 228 | 212 | 106 | 456 | 695 | 638 | 513 |
| OKLAHOMA E | 45 | 162 | 149 | 58 | 49 | 224 | 189 | 84 | 233 | 311 | 197 | 347 |
| OKLAHOMA W | 199 | 249 | 253 | 195 | 228 | 318 | 301 | 245 | 533 | 684 | 493 | 724 |
| OREGON | 323 | 200 | 162 | 351 | 470 | 265 | 222 | 513 | 1,831 | 1,252 | 709 | 2,374 |
| PENNSYLVANIA E | 333 | 434 | 539 | 228 | 506 | 695 | 793 | 408 | 1,755 | 1,406 | 912 | 2,259 |
| PENNSYLVANIA M | 186 | 47 | 02 | 231 | 214 | 56 | 03 | 267 | 1,264 | 768 | 94 | 1,938 |
| PENNSYLVANIA W | 194 | 236 | 303 | 127 | 307 | 336 | 452 | 191 | 1,245 | 1,781 | 1,358 | 1,668 |
| PUERTO RICO | 214 | 330 | 287 | 257 | 311 | 469 | 398 | 362 | 1,380 | 1,471 | 1,081 | 1,770 |
| RHODE ISLAND | 73 | 92 | 98 | 67 | 108 | 132 | 152 | 88 | 551 | 263 | 325 | 489 |
| S CAROLINA | 261 | 372 | 318 | 315 | 428 | 637 | 531 | 534 | 2,501 | 1,503 | 1,174 | 2,830 |
| S DAKOTA | 94 | 211 | 195 | 110 | 121 | 250 | 242 | 129 | 334 | 475 | 261 | 548 |
| TENNESSEE E | 89 | 283 | 233 | 139 | 118 | 381 | 332 | 167 | 465 | 741 | 515 | 691 |
| TENNESSEE M | 148 | 274 | 253 | 159 | 194 | 357 | 322 | 229 | 414 | 640 | 491 | 563 |
| TENNESSEE W | 285 | 246 | 232 | 299 | 356 | 379 | 343 | 392 | 687 | 798 | 590 | 895 |
| TEXAS NORTH | 600 | 677 | 545 | 732 | 846 | 931 | 799 | 978 | 1,365 | 1,140 | 1,005 | 1,500 |
| TEXAS EAST | 75 | 166 | 154 | 87 | 83 | 249 | 183 | 149 | 965 | 694 | 448 | 1,211 |
| TEXAS SOUTH | 1,208 | 1,596 | 1,556 | 1,248 | 1,559 | 2,326 | 2,263 | 1,622 | 1,785 | 1,862 | 1,156 | 2,491 |
| TEXAS WEST | 511 | 1,031 | 911 | 531 | 687 | 1,441 | 1,259 | 869 | 1,007 | 981 | 722 | 1,266 |
| UTAH | 68 | 185 | 172 | 81 | 85 | 265 | 235 | 115 | 637 | 836 | 883 | 590 |
| VERMONT | 82 | 80 | 69 | 93 | 102 | 110 | 98 | 114 | 224 | 279 | 209 | 294 |
| VIRGINIA E | 335 | 725 | 785 | 275 | 407 | 939 | 1,012 | 334 | 644 | 2,159 | 790 | 2,013 |
| VIRGINIA W | 164 | 161 | 119 | 146 | 124 | 223 | 170 | 177 | 1,105 | 1,491 | 1,131 | 1,465 |
| WASHINGTON E | 133 | 259 | 241 | 151 | 135 | 259 | 243 | 151 | 509 | 396 | 364 | 541 |
| WASHINGTON W | 542 | 577 | 647 | 472 | 667 | 703 | 795 | 575 | 1,215 | 362 | 763 | 814 |
| WEST VIRGINIA N | 25 | 153 | 114 | 64 | 28 | 244 | 183 | 89 | 488 | 381 | 127 | 742 |
| WEST VIRGINIA S | 105 | 198 | 155 | 148 | 156 | 282 | 224 | 214 | 1,096 | 1,190 | 927 | 1,359 |
| WISCONSIN E | 154 | 187 | 198 | 143 | 186 | 217 | 224 | 179 | 980 | 1,025 | 618 | 1,387 |
| WISCONSIN W | 68 | 86 | 88 | 66 | 86 | 120 | 115 | 91 | 988 | 1,089 | 1,025 | 1,052 |
| WYOMING | 47 | 116 | 99 | 64 | 57 | 157 | 127 | 87 | 199 | 211 | 219 | 191 |
| GUAM | 10 | 22 | 15 | 17 | 20 | 25 | 23 | 22 | 796 | 54 | 22 | 828 |
| VIRGIN ISLANDS | 387 | 399 | 346 | 440 | 459 | 520 | 436 | 543 | 92 | 31 | 18 | 105 |
| TOTAL S | 24,666 | 31,243 | 30,451 | 25,458 | 34,825 | 43,882 | 42,261 | 36,446 | 113,137 | 93,694 | 71,613 | 135,218 |

1/ 10/01/82 PENDING FIGURES ADJUSTED TO REFLECT CORRECTIONS REPORTED BY UNITED STATES ATTORNEYS OFFICES
2/ INCLUDES 222 CASES OR 832 DEFENDANTS INITIATED BY TRANSFER UNDER RULE 20
3/ INCLUDES 832 CASES OR 1081 DEFENDANTS TERMINATED BY TRANSFER UNDER RULE 20
AND 1022 CASES OR 1808 DEFENDANTS DISMISSED BECAUSE OF SUPERSEDING INDICTMENT OR INFORMATION
4/ INCLUDES LAND ACQUISITION CASES

TABLE 2
DISPOSITION OF CRIMINAL CASES AND DEFENDANTS IN UNITED STATES DISTRICT COURTS
FISCAL YEAR ENDED SEPTEMBER 30, 1983

| JUDICIAL DISTRICT | TOTAL TERM. | GUILTY | CRIMINAL CASES | | | | TOTAL TERM. | DEFENDANTS IN CRIMINAL CASES | | | | |
|-------------------|-------------|--------|------------------|-----------------|------------|-------------|-------------|------------------------------|------------------|-----------------|------------|-------------|
| | | | NOT GUILTY 1/ | DISMISSED 3/ | RULE 20 | OTHER 2/ | | GUILTY | NOT GUILTY 1/ | DISMISSED 3/ | RULE 20 | OTHER 2/ |
| ALABAMA N | 401 | 305 | 10 | 32 | 16 | 38 | 545 | 422 | 16 | 42 | 16 | 49 |
| ALABAMA M | 175 | 141 | 1 | 15 | 8 | 9 | 238 | 172 | 11 | 30 | 9 | 16 |
| ALABAMA S | 125 | 82 | 2 | 7 | 4 | 4 | 221 | 144 | 10 | 15 | 8 | 44 |
| ALASKA | 187 | 140 | 3 | 25 | 10 | 8 | 249 | 183 | 3 | 37 | 17 | 8 |
| ARIZONA | 718 | 467 | 17 | 87 | 28 | 114 | 1,027 | 668 | 38 | 145 | 36 | 147 |
| ARKANSAS E | 218 | 161 | 9 | 14 | 14 | 20 | 266 | 189 | 12 | 24 | 20 | 21 |
| ARKANSAS W | 117 | 80 | 2 | 12 | 5 | 9 | 152 | 117 | 2 | 17 | 6 | 10 |
| CALIF N | 426 | 350 | 5 | 31 | 17 | 23 | 525 | 433 | 11 | 36 | 19 | 27 |
| CALIF C | 860 | 690 | 12 | 51 | 31 | 76 | 1,092 | 896 | 23 | 64 | 33 | 76 |
| CALIF E | 601 | 382 | 5 | 113 | 29 | 72 | 984 | 599 | 7 | 171 | 34 | 73 |
| CALIF S | 986 | 681 | 7 | 74 | 14 | 10 | 1,422 | 1,264 | 9 | 118 | 18 | 13 |
| COLORADO | 378 | 267 | 4 | 57 | 18 | 38 | 460 | 314 | 14 | 72 | 21 | 39 |
| CONNECTICUT | 233 | 177 | 2 | 22 | 6 | 26 | 349 | 275 | 2 | 39 | 6 | 27 |
| DELAWARE | 60 | 45 | 0 | 7 | 1 | 7 | 84 | 62 | 0 | 12 | 2 | 8 |
| DIST OF COLUMBIA | 757 | 165 | 4 | 54 | 1 | 533 | 912 | 201 | 7 | 66 | 1 | 537 |
| FLORIDA N | 105 | 78 | 0 | 11 | 2 | 14 | 212 | 134 | 5 | 38 | 4 | 31 |
| FLORIDA M | 658 | 474 | 11 | 62 | 39 | 72 | 1,010 | 699 | 28 | 103 | 65 | 115 |
| FLORIDA S | 1,026 | 640 | 20 | 183 | 18 | 165 | 2,262 | 1,250 | 84 | 577 | 35 | 316 |
| GEORGIA N | 518 | 376 | 1 | 42 | 21 | 77 | 732 | 527 | 9 | 76 | 24 | 96 |
| GEORGIA M | 585 | 525 | 6 | 45 | 4 | 10 | 621 | 554 | 8 | 42 | 6 | 11 |
| GEORGIA S | 157 | 107 | 2 | 25 | 6 | 17 | 256 | 178 | 8 | 37 | 7 | 26 |
| HAWAII | 160 | 136 | 3 | 13 | 5 | 3 | 233 | 191 | 4 | 29 | 6 | 3 |
| IDAHO | 131 | 99 | 1 | 12 | 8 | 11 | 149 | 113 | 1 | 13 | 9 | 12 |
| ILLINOIS N | 879 | 687 | 29 | 93 | 12 | 53 | 1,151 | 881 | 42 | 145 | 18 | 65 |
| ILLINOIS S | 185 | 131 | 6 | 21 | 13 | 11 | 244 | 165 | 9 | 40 | 16 | 14 |
| ILLINOIS C | 279 | 218 | 8 | 27 | 5 | 21 | 350 | 268 | 14 | 40 | 6 | 22 |
| INDIANA N | 142 | 99 | 1 | 13 | 5 | 24 | 180 | 124 | 6 | 20 | 6 | 24 |
| INDIANA S | 215 | 196 | 2 | 15 | 0 | 7 | 294 | 250 | 3 | 19 | 2 | 10 |
| IOWA NORTH | 91 | 66 | 1 | 7 | 4 | 13 | 109 | 83 | 1 | 7 | 5 | 13 |
| IOWA SOUTH | 102 | 82 | 4 | 5 | 6 | 5 | 188 | 158 | 6 | 11 | 7 | 6 |
| KANSAS | 238 | 174 | 4 | 25 | 7 | 33 | 295 | 214 | 6 | 28 | 10 | 38 |
| KENTUCKY E | 178 | 123 | 4 | 16 | 5 | 30 | 305 | 205 | 8 | 48 | 8 | 36 |
| KENTUCKY W | 213 | 154 | 7 | 23 | 11 | 18 | 295 | 222 | 9 | 30 | 14 | 20 |
| LOUISIANA E | 572 | 525 | 7 | 15 | 11 | 14 | 775 | 682 | 13 | 33 | 12 | 35 |
| LOUISIANA C | 190 | 156 | 0 | 15 | 6 | 12 | 261 | 215 | 5 | 22 | 6 | 13 |
| LOUISIANA W | 106 | 80 | 1 | 10 | 3 | 4 | 131 | 107 | 2 | 13 | 5 | 4 |
| MAINE | 70 | 55 | 1 | 10 | 2 | 2 | 95 | 71 | 1 | 17 | 2 | 4 |
| MARYLAND | 814 | 425 | 7 | 287 | 5 | 90 | 1,093 | 604 | 9 | 364 | 6 | 110 |
| MASSACHUSETTS | 320 | 262 | 9 | 23 | 6 | 19 | 429 | 353 | 12 | 35 | 7 | 21 |
| MICHIGAN E | 547 | 425 | 9 | 41 | 22 | 50 | 752 | 576 | 18 | 67 | 34 | 57 |
| MICHIGAN W | 230 | 185 | 2 | 17 | 6 | 20 | 306 | 238 | 3 | 38 | 6 | 21 |
| MINNESOTA | 265 | 209 | 4 | 15 | 11 | 25 | 400 | 319 | 12 | 22 | 11 | 36 |
| MISSISSIPPI N | 63 | 49 | 4 | 2 | 3 | 5 | 76 | 58 | 4 | 3 | 3 | 8 |
| MISSISSIPPI S | 105 | 69 | 1 | 11 | 12 | 12 | 139 | 96 | 2 | 14 | 14 | 13 |
| MISSOURI E | 373 | 284 | 9 | 25 | 5 | 55 | 493 | 371 | 27 | 31 | 5 | 50 |
| MISSOURI W | 272 | 213 | 3 | 15 | 16 | 24 | 337 | 250 | 12 | 24 | 17 | 24 |
| MONTANA | 196 | 117 | 2 | 41 | 8 | 28 | 230 | 132 | 3 | 54 | 9 | 32 |
| NEBRASKA | 127 | 101 | 4 | 10 | 5 | 7 | 140 | 110 | 6 | 12 | 5 | 7 |
| NEVADA | 200 | 136 | 1 | 23 | 9 | 31 | 260 | 173 | 2 | 40 | 13 | 32 |
| NEW HAMPSHIRE | 59 | 44 | 1 | 2 | 1 | 11 | 93 | 69 | 2 | 9 | 1 | 12 |
| NEW JERSEY | 325 | 311 | 5 | 7 | 0 | 2 | 483 | 440 | 20 | 19 | 0 | 4 |
| NEW MEXICO | 236 | 164 | 7 | 25 | 10 | 30 | 345 | 260 | 11 | 31 | 10 | 33 |
| NEW YORK N | 175 | 132 | 5 | 22 | 5 | 13 | 225 | 167 | 10 | 29 | 6 | 13 |
| NEW YORK E | 695 | 503 | 18 | 75 | 4 | 94 | 1,052 | 750 | 31 | 115 | 5 | 151 |
| NEW YORK S | 806 | 662 | 9 | 57 | 16 | 60 | 1,230 | 973 | 25 | 122 | 19 | 91 |
| NEW YORK W | 234 | 178 | 10 | 25 | 11 | 9 | 309 | 231 | 13 | 42 | 11 | 11 |
| N CAROLINA E | 246 | 166 | 5 | 21 | 4 | 52 | 348 | 242 | 6 | 32 | 7 | 61 |
| N CAROLINA M | 223 | 193 | 4 | 5 | 3 | 17 | 295 | 249 | 6 | 10 | 5 | 25 |
| N CAROLINA W | 297 | 240 | 5 | 25 | 3 | 23 | 386 | 302 | 9 | 35 | 3 | 37 |
| NORTH DAKOTA | 100 | 82 | 1 | 5 | 3 | 8 | 127 | 104 | 3 | 8 | 4 | 8 |
| OHIO NORTH | 846 | 733 | 8 | 56 | 25 | 26 | 1,022 | 877 | 10 | 76 | 30 | 20 |
| OHIO SOUTH | 253 | 212 | 5 | 14 | 8 | 14 | 338 | 274 | 9 | 28 | 13 | 14 |
| OKLAHOMA N | 165 | 127 | 3 | 19 | 7 | 9 | 212 | 150 | 4 | 31 | 8 | 9 |
| OKLAHOMA E | 149 | 110 | 2 | 12 | 4 | 6 | 189 | 141 | 4 | 32 | 6 | 6 |
| OKLAHOMA W | 253 | 207 | 5 | 17 | 6 | 18 | 301 | 233 | 6 | 33 | 9 | 20 |
| OREGON | 162 | 115 | 4 | 9 | 7 | 27 | 222 | 149 | 10 | 17 | 9 | 37 |
| PENNSYLVANIA E | 539 | 481 | 11 | 25 | 4 | 18 | 793 | 685 | 27 | 55 | 6 | 20 |
| PENNSYLVANIA M | 2 | 1 | 0 | 1 | 0 | 0 | 3 | 2 | 0 | 1 | 0 | 0 |
| PENNSYLVANIA W | 305 | 190 | 10 | 24 | 5 | 74 | 452 | 293 | 22 | 40 | 5 | 92 |
| PUERTO RICO | 287 | 247 | 1 | 38 | 0 | 1 | 398 | 353 | 1 | 43 | 0 | 1 |
| RHODE ISLAND | 98 | 79 | 2 | 4 | 1 | 12 | 152 | 109 | 9 | 15 | 1 | 18 |
| S CAROLINA | 318 | 238 | 7 | 45 | 1 | 26 | 531 | 386 | 14 | 86 | 6 | 30 |
| S DAKOTA | 195 | 140 | 11 | 22 | 5 | 17 | 242 | 175 | 12 | 31 | 7 | 17 |
| TENNESSEE E | 233 | 199 | 0 | 15 | 10 | 8 | 332 | 290 | 0 | 23 | 11 | 8 |
| TENNESSEE M | 253 | 194 | 4 | 24 | 9 | 22 | 322 | 244 | 4 | 32 | 13 | 29 |
| TENNESSEE W | 232 | 178 | 4 | 19 | 11 | 20 | 343 | 271 | 7 | 26 | 15 | 24 |
| TEXAS NORTH | 546 | 434 | 9 | 41 | 24 | 37 | 799 | 644 | 12 | 65 | 29 | 49 |
| TEXAS EAST | 154 | 116 | 2 | 17 | 10 | 7 | 183 | 137 | 2 | 23 | 14 | 7 |
| TEXAS SOUTH | 1,556 | 1,226 | 21 | 167 | 25 | 124 | 2,263 | 1,742 | 50 | 282 | 37 | 152 |
| TEXAS WEST | 911 | 740 | 8 | 85 | 26 | 52 | 1,259 | 1,021 | 15 | 125 | 40 | 58 |
| UTAH | 172 | 118 | 8 | 17 | 7 | 22 | 235 | 154 | 9 | 34 | 8 | 30 |
| VERMONT | 69 | 41 | 0 | 22 | 0 | 6 | 98 | 59 | 0 | 29 | 0 | 10 |
| VIRGINIA E | 785 | 552 | 24 | 104 | 18 | 87 | 1,012 | 718 | 39 | 138 | 26 | 91 |
| VIRGINIA W | 119 | 99 | 6 | 7 | 1 | 6 | 170 | 138 | 6 | 18 | 1 | 7 |
| WASHINGTON E | 241 | 155 | 7 | 55 | 7 | 17 | 243 | 155 | 7 | 57 | 7 | 17 |
| WASHINGTON W | 647 | 446 | 7 | 112 | 28 | 54 | 795 | 523 | 9 | 134 | 34 | 95 |
| WEST VIRGINIA N | 114 | 97 | 2 | 10 | 2 | 3 | 183 | 153 | 2 | 22 | 2 | 4 |
| WEST VIRGINIA S | 155 | 118 | 1 | 24 | 1 | 11 | 243 | 166 | 4 | 40 | 3 | 11 |
| WISCONSIN E | 198 | 155 | 1 | 17 | 6 | 19 | 224 | 174 | 1 | 23 | 7 | 19 |
| WISCONSIN W | 86 | 67 | 1 | 11 | 4 | 5 | 115 | 90 | 1 | 14 | 4 | 6 |
| WYOMING | 99 | 66 | 1 | 8 | 8 | 16 | 127 | 88 | 2 | 13 | 8 | 16 |
| GUAM | 15 | 12 | 0 | 1 | 1 | 1 | 23 | 19 | 0 | 2 | 1 | 1 |
| VIRGIN ISLANDS | 346 | 217 | 15 | 87 | 1 | 26 | 436 | 270 | 23 | 115 | 1 | 27 |
| TOTALS | 30,451 | 22,804 | 517 | 3,192 | 835 | 3,103 | 42,261 | 31,210 | 1,004 | 5,135 | 1,081 | 3,831 |

1/ INCLUDES 14 VERDICTS OF NOT GUILTY BY REASON OF INSANITY INVOLVING 21 DEFENDANTS
2/ INCLUDES APPELLATE DECISIONS, PROCEEDINGS SUSPENDED INDEFINITELY BY COURT
3/ INCLUDES 292 APPELLATE DECISIONS OR 334 DEFENDANTS DISMISSED IN FAVOR OF THE UNITED STATES

TABLE 3
CRIMINAL CASES AND DEFENDANTS IN UNITED STATES DISTRICT COURT BY OFFENSE
FISCAL YEAR 1983

| OFFENSE | FILED | | DEFTS FILED | | DISPOSITIONS OF DEFENDANTS IN TERMINATED CASES | | | | |
|---|-------|-------|-------------|-------|--|---------------|--------------|---------|----------|
| | 1/ | 2/ | 1/ | 2/ | GUILTY | NOT GUILTY 3/ | DISMISSED 4/ | RULE 20 | OTHER 5/ |
| ACCESSORY AFTER THE FACT | 21 | 23 | 32 | 31 | 23 | 1 | 5 | 1 | 1 |
| AIDERS AND ABETTORS | 373 | 350 | 760 | 653 | 557 | 17 | 49 | 17 | 13 |
| ANIMAL HEALTH | | | | | | | | | |
| QUARANTINE | 25 | 29 | 30 | 34 | 22 | 0 | 9 | 3 | 0 |
| TRANSPORTATION OF DISEASED ANIMALS | 1 | 0 | 3 | 2 | 1 | 0 | 1 | 0 | 0 |
| TRANSPORTATION OF RESEARCH ANIMALS | 0 | 1 | 0 | 2 | 2 | 0 | 0 | 0 | 0 |
| ANTI-GAMBLING | 29 | 46 | 138 | 150 | 101 | 1 | 37 | 2 | 9 |
| ANTI-RACKETEERING | 277 | 333 | 653 | 670 | 425 | 26 | 89 | 6 | 124 |
| ANTI-RIOT LAWS | 4 | 4 | 5 | 5 | 4 | 0 | 0 | 0 | 1 |
| ANTITRUST | 55 | 52 | 152 | 134 | 104 | 10 | 8 | 4 | 8 |
| ATOMIC ENERGY CONTROL | 15 | 34 | 20 | 39 | 23 | 0 | 16 | 0 | 0 |
| BAIL | 325 | 282 | 329 | 286 | 172 | 1 | 85 | 10 | 18 |
| BANK ROBBERY | 1,418 | 1,633 | 1,743 | 2,006 | 1,477 | 29 | 163 | 98 | 239 |
| BANKRUPTCY | 49 | 54 | 56 | 62 | 45 | 1 | 12 | 0 | 4 |
| BANKS AND BANKING | 1,350 | 1,453 | 1,482 | 1,589 | 1,378 | 22 | 71 | 51 | 67 |
| BETRAYAL OF OFFICE | 145 | 147 | 160 | 157 | 135 | 5 | 5 | 2 | 10 |
| BRIBE/RY | 141 | 138 | 192 | 186 | 138 | 10 | 18 | 5 | 15 |
| CARRIERS AND TRANSPORTATION | | | | | | | | | |
| AIR CARRIERS AND AVIATION | 47 | 50 | 50 | 53 | 32 | 2 | 6 | 3 | 7 |
| MISC TRANSPORTATION VIOLATIONS | 27 | 32 | 34 | 34 | 24 | 1 | 4 | 6 | 2 |
| MOTOR COMMERCIAL VEHICLES | 5 | 8 | 9 | 12 | 9 | 0 | 3 | 0 | 0 |
| MOTOR VEHICLE DATA/COST SAVINGS | 2 | 2 | 5 | 5 | 5 | 0 | 0 | 0 | 0 |
| NAVIGATION AND NAVIGABLE CARRIERS | 15 | 8 | 16 | 9 | 5 | 0 | 1 | 0 | 6 |
| ODMETER REQUIREMENTS | 55 | 52 | 64 | 59 | 59 | 0 | 0 | 0 | 0 |
| RAILROADS AND PIPELINE CARRIERS | 4 | 3 | 4 | 3 | 2 | 0 | 0 | 0 | 1 |
| SHIPPING (INCL CRIMES ON / OVER THE HIGH SEAS) | 216 | 293 | 328 | 480 | 354 | 16 | 57 | 18 | 35 |
| STOWAWAYS ON VESSELS OR AIR | 6 | 5 | 6 | 5 | 5 | 0 | 0 | 0 | 0 |
| TRANSPORTATION OF SPECIFIC ITEMS | | | | | | | | | |
| PRISON MADE GOODS | 1 | 1 | 1 | 1 | 1 | 0 | 0 | 0 | 0 |
| WAREHOUSE ACT | 1 | 1 | 2 | 2 | 2 | 0 | 0 | 0 | 0 |
| CITIZENSHIP AND NATIONALITY | 204 | 185 | 218 | 195 | 174 | 0 | 14 | 4 | 3 |
| CIVIL RIGHTS | 56 | 48 | 121 | 86 | 44 | 8 | 11 | 0 | 23 |
| COMMUNICATIONS | 24 | 26 | 30 | 32 | 25 | 0 | 2 | 1 | 4 |
| CONFLICT OF INTEREST | 4 | 5 | 4 | 5 | 4 | 1 | 0 | 0 | 0 |
| CONSERVATION AND CONTROL OF FED LANDS & RESOURCES | 166 | 173 | 207 | 236 | 150 | 6 | 40 | 4 | 36 |
| CONSERVATION OF NATURAL RESOURCES | | | | | | | | | |
| BIRDS | 215 | 197 | 271 | 245 | 206 | 4 | 24 | 3 | 8 |
| ENDANGERED SPECIES | 22 | 16 | 27 | 17 | 15 | 0 | 0 | 1 | 1 |
| FISHING VIOLATIONS | 102 | 83 | 183 | 121 | 93 | 4 | 18 | 4 | 2 |
| GAME | 16 | 24 | 16 | 34 | 19 | 0 | 7 | 7 | 1 |
| POLLUTION | 13 | 17 | 30 | 34 | 22 | 0 | 12 | 0 | 0 |
| PROTECTION OF MARINE MAMMALS | 5 | 9 | 15 | 19 | 17 | 1 | 1 | 0 | 0 |
| PROTECTION OF WILD HORSES & BURROS | 3 | 2 | 4 | 2 | 0 | 0 | 1 | 0 | 1 |
| CONSPIRACY | 938 | 883 | 2,058 | 1,816 | 1,333 | 75 | 227 | 36 | 145 |
| CONSUMER PROTECTION | | | | | | | | | |
| AGRICULTURE | | | | | | | | | |
| AGRICULTURAL ADJUSTMENT ACT | 8 | 6 | 10 | 9 | 5 | 0 | 2 | 0 | 0 |
| COMMODITY EXCHANGE ACT | 4 | 2 | 7 | 3 | 3 | 0 | 0 | 0 | 0 |
| PACKERS AND STOCKYARDS ACT | 1 | 2 | 1 | 2 | 2 | 0 | 0 | 0 | 0 |
| PLANT QUARANTINE AND PESTS | 0 | 0 | 0 | 2 | 2 | 0 | 0 | 0 | 0 |
| FEDERAL TRADE COMM. & COMMERCIAL REGULATIONS | | | | | | | | | |
| FEDERAL HAZARDOUS LABELING | 1 | 1 | 1 | 1 | 1 | 0 | 0 | 0 | 0 |
| MISCELLANEOUS FOOD | | | | | | | | | |
| MEAT INSPECTION ACT | 22 | 27 | 32 | 37 | 36 | 0 | 1 | 0 | 0 |
| POULTRY INSPECTION | 1 | 1 | 2 | 2 | 1 | 0 | 1 | 0 | 0 |
| OTHER PROTECTION | | | | | | | | | |
| CONSUMER CREDIT PROTECTION ACT | 28 | 30 | 40 | 45 | 34 | 0 | 8 | 1 | 2 |
| MAIL AND WIRE FRAUD | 1,216 | 1,234 | 1,783 | 1,767 | 1,267 | 72 | 184 | 64 | 180 |
| SECURITIES FRAUDS | | | | | | | | | |
| SECURITIES EXCHANGE ACT OF 1934 | 11 | 7 | 13 | 9 | 5 | 0 | 0 | 0 | 3 |
| SECURITIES FRAUDS | 9 | 10 | 12 | 14 | 10 | 0 | 3 | 0 | 1 |
| CONTEMPT | 50 | 67 | 59 | 82 | 37 | 6 | 29 | 0 | 10 |
| CONTROLLED SUBSTANCES | 4,712 | 4,411 | 9,837 | 8,867 | 6,250 | 199 | 1,199 | 131 | 1,088 |
| COPYRIGHT | 44 | 43 | 57 | 64 | 46 | 0 | 7 | 5 | 6 |
| COUNTERFEITING-MISUSE/MONEY STAMPS | 796 | 860 | 1,114 | 1,192 | 981 | 19 | 99 | 43 | 50 |
| CRIMES AFFECTING THE MAELS | 1,216 | 1,364 | 1,394 | 1,562 | 1,334 | 18 | 115 | 31 | 64 |
| CRIMES AFFECTING THE MILITARY/MERCHANT MARINE | 4 | 5 | 4 | 6 | 4 | 0 | 0 | 1 | 1 |
| CRIMES BY AND AGAINST INDIANS | 275 | 328 | 332 | 398 | 291 | 20 | 44 | 4 | 39 |
| CRIMINAL PROCEDURE RULES | 5 | 4 | 5 | 6 | 0 | 1 | 1 | 0 | 4 |
| CUSTOMS | | | | | | | | | |
| CUSTOMS LAWS | 100 | 92 | 157 | 131 | 102 | 3 | 16 | 4 | 6 |
| EXPORT CONTROL | 8 | 4 | 10 | 6 | 5 | 0 | 0 | 0 | 0 |
| FINANCIAL INSTITUTIONS | 28 | 40 | 48 | 60 | 37 | 0 | 18 | 1 | 4 |
| ECONOMIC OPPORTUNITY PROGRAM | 2 | 4 | 2 | 4 | 4 | 0 | 0 | 0 | 0 |
| ELECTIONS AND POLITICAL ACTIVITIES | 15 | 9 | 40 | 28 | 25 | 0 | 1 | 0 | 1 |
| EMBEZZLEMENT | 300 | 322 | 341 | 366 | 304 | 3 | 30 | 10 | 19 |
| ENVIRONMENTAL PESTICIDE CONTROL | 5 | 3 | 11 | 4 | 3 | 0 | 1 | 0 | 0 |
| ESCAPE | 447 | 439 | 491 | 491 | 368 | 13 | 50 | 34 | 26 |
| ESPIONAGE AND CENSORSHIP | 3 | 2 | 3 | 2 | 1 | 0 | 0 | 0 | 1 |
| EVIDENCE/WITNESSES | 2 | 9 | 2 | 9 | 3 | 0 | 5 | 0 | 1 |
| EXTORTION | 121 | 128 | 165 | 164 | 107 | 11 | 31 | 5 | 10 |
| EXTRAJURIS | 0 | 1 | 0 | 1 | 0 | 0 | 0 | 0 | 1 |

1/ EXCLUDES 792 CASES OR 892 DEFENDANTS INITIATED BY TRANSFER UNDER RULE 20
 2/ INCLUDES 835 CASES OR 1061 DEFENDANTS TERMINATED BY TRANSFER UNDER RULE 20
 AND 1292 CASES OR 1826 DEFENDANTS DISMISSED BECAUSE OF SUPERSEDED INDICTMENTS OR INFORMATIONS
 3/ INCLUDES 14 VERDICTS OF NOT GUILTY BY REASON OF INSANITY INVOLVING 21 DEFENDANTS
 4/ INCLUDES 334 APPELLATE DEFENDANTS DISMISSED IN FAVOR OF THE U.S.
 5/ INCLUDES DEFENDANTS INVOLVED IN APPELLATE DECISIONS AND PROCEEDINGS SUSPENDED INDEFINITELY BY COURT

TABLE 3. CONTINUED
CRIMINAL CASES AND DEFENDANTS IN UNITED STATES DISTRICT COURT BY OFFENSE
FISCAL YEAR 1983

| OFFENSE | FILED | | DEFTS FILED | | DEFTS TERM. | | DISPOSITIONS OF DEFENDANTS IN TERMINATED CASES | | | | |
|---|--------|--------|-------------|--------|-------------|------------|--|---------|-------|----|--|
| | 1/ | 2/ | 1/ | 2/ | GUILTY | NOT GUILTY | DISMISSED | RULE 20 | OTHER | 5/ | |
| FEDERAL CUSTODY | 67 | 53 | 86 | 72 | 55 | 7 | 6 | 2 | 2 | | |
| FEDERAL ELECTION CAMPAIGNS | 1 | 1 | 2 | 2 | 1 | 0 | 1 | 0 | 0 | | |
| FOOD, DRUG, AND COSMETIC ACT | 7 | 12 | 18 | 23 | 16 | 1 | 3 | 0 | 3 | | |
| FOREIGN AGENT REGISTRATION ACT | 0 | 0 | 0 | 1 | 1 | 0 | 0 | 0 | 0 | | |
| FOREIGN DIPLOMATIC AND CONSULAR OFFICERS | 1 | 2 | 1 | 2 | 2 | 0 | 0 | 0 | 0 | | |
| FOREIGN POLICY IMPAIRMENT | 5 | 7 | 17 | 16 | 12 | 2 | 2 | 0 | 0 | | |
| FORGERY & MISUSE OF OFFICIAL INSIGNIA & DOCUMENTS | 78 | 82 | 79 | 84 | 57 | 0 | 24 | 2 | 1 | | |
| FRAUD AGAINST THE GOVERNMENT | 2,321 | 2,346 | 2,773 | 2,783 | 2,226 | 53 | 254 | 114 | 136 | | |
| HABEAS CORPUS | 21 | 26 | 21 | 26 | 0 | 0 | 4 | 0 | 22 | | |
| INJURY TO OR INTERFERENCE WITH GOVT. PROPERTY | 29 | 35 | 36 | 51 | 40 | 2 | 3 | 0 | 6 | | |
| INTERSTATE COMMERCE COMMISSION | 1 | 1 | 2 | 2 | 1 | 0 | 1 | 0 | 0 | | |
| IMMIGRATION | 1,966 | 1,929 | 2,682 | 2,806 | 2,162 | 22 | 539 | 19 | 64 | | |
| IMPERSONATION | 33 | 29 | 36 | 35 | 21 | 0 | 5 | 2 | 7 | | |
| INCOME TAX | 939 | 1,108 | 1,113 | 1,247 | 882 | 49 | 114 | 39 | 163 | | |
| INTEGRITY OF FEDERAL PROGRAMS | | | | | | | | | | | |
| COMMODITY CREDIT CORPORATION CHARTER ACT | 30 | 31 | 45 | 37 | 32 | 1 | 1 | 0 | 3 | | |
| FARM CREDIT ACT | 0 | 1 | 0 | 1 | 1 | 0 | 0 | 0 | 0 | | |
| FOOD STAMP PROGRAM | 541 | 640 | 698 | 781 | 688 | 1 | 73 | 4 | 15 | | |
| GOLD HOARDING | 0 | 0 | 1 | 0 | 0 | 0 | 0 | 0 | 0 | | |
| GOLD LABELING | 1 | 1 | 1 | 1 | 1 | 0 | 0 | 0 | 0 | | |
| HELIUM | 1 | 0 | 1 | 0 | 0 | 0 | 0 | 0 | 0 | | |
| KICKBACKS PUBLIC WORKS EMPLOYEES | 2 | 1 | 2 | 2 | 2 | 0 | 0 | 0 | 0 | | |
| SMALL BUSINESS ACT | 14 | 11 | 15 | 11 | 7 | 1 | 2 | 0 | 1 | | |
| SOCIAL SECURITY ACT | 162 | 190 | 169 | 197 | 163 | 1 | 22 | 5 | 6 | | |
| INTERFERENCE WITH GOVERNMENT OFFICERS | 282 | 264 | 322 | 295 | 183 | 21 | 44 | 6 | 41 | | |
| IRS MISCELLANEOUS VIOLATIONS | 13 | 13 | 14 | 14 | 9 | 2 | 2 | 0 | 1 | | |
| JUDICIAL PROCEDURE | 12 | 6 | 12 | 6 | 2 | 0 | 1 | 0 | 3 | | |
| JURISDICTION AND VENUE | 0 | 2 | 0 | 6 | 0 | 0 | 0 | 0 | 0 | | |
| JURISDICTIONAL STATUTES | 1,292 | 1,291 | 1,332 | 1,323 | 1,031 | 24 | 219 | 24 | 25 | | |
| JUVENILE DELINQUENCY | 97 | 98 | 107 | 112 | 94 | 2 | 13 | 0 | 3 | | |
| KIDNAPPING | 104 | 89 | 142 | 131 | 88 | 3 | 24 | 2 | 14 | | |
| LABOR LAWS | 117 | 107 | 136 | 118 | 99 | 6 | 5 | 2 | 6 | | |
| LIQUOR STATUTES | | | | | | | | | | | |
| INDIAN LIQUOR LAWS | 1 | 3 | 1 | 3 | 1 | 1 | 0 | 0 | 1 | | |
| INTERNAL REVENUE SERVICE LIQUOR VIOLATIONS | 31 | 27 | 48 | 42 | 25 | 2 | 10 | 0 | 5 | | |
| MISPRISON OF FELONY | 41 | 44 | 63 | 65 | 62 | 0 | 1 | 2 | 0 | | |
| MOTOR VEHICLE THEFT | 326 | 399 | 466 | 540 | 396 | 8 | 63 | 38 | 35 | | |
| MUNITIONS CONTROL | 3 | 2 | 3 | 2 | 1 | 0 | 1 | 0 | 0 | | |
| OBSCENITY | 11 | 11 | 19 | 21 | 8 | 0 | 12 | 0 | 1 | | |
| OBSTRUCTION OF JUSTICE | 110 | 120 | 145 | 161 | 119 | 10 | 19 | 1 | 13 | | |
| OCCUPATIONAL TAX ON GAMBLERS | 1 | 2 | 1 | 2 | 2 | 0 | 0 | 0 | 0 | | |
| OTHER CRIMES OF VIOLENCE | 306 | 316 | 365 | 381 | 271 | 18 | 43 | 4 | 45 | | |
| OTHER STOLEN PROPERTY | 697 | 794 | 970 | 1,151 | 794 | 21 | 147 | 84 | 105 | | |
| PAROLE | 4 | 3 | 4 | 3 | 2 | 0 | 1 | 0 | 0 | | |
| PASSPORTS AND VISAS | 148 | 134 | 175 | 153 | 123 | 0 | 21 | 5 | 4 | | |
| PERJURY | 154 | 126 | 169 | 139 | 93 | 10 | 16 | 0 | 20 | | |
| PROBATION | 5 | 12 | 5 | 12 | 9 | 0 | 2 | 0 | 1 | | |
| PROSTITUTION | 14 | 20 | 17 | 24 | 13 | 1 | 2 | 0 | 8 | | |
| PROTECTION OF WORKERS | | | | | | | | | | | |
| EMPLOYEES COMPENSATION | 2 | 0 | 2 | 0 | 0 | 0 | 0 | 0 | 0 | | |
| FAIR LABOR STANDARDS ACT | 0 | 1 | 0 | 2 | 2 | 0 | 0 | 0 | 0 | | |
| LONGSHOREMENS AND HARBOR WORKERS COMPENSATION | 2 | 4 | 2 | 4 | 3 | 0 | 0 | 0 | 1 | | |
| MINE AND MINING | 9 | 8 | 13 | 20 | 13 | 0 | 7 | 0 | 0 | | |
| RAILROAD RETIREMENT ACT | 0 | 1 | 0 | 1 | 1 | 0 | 0 | 0 | 0 | | |
| RAILROAD UNEMPLOYMENT INSURANCE ACT | 3 | 3 | 3 | 3 | 3 | 0 | 0 | 0 | 0 | | |
| UNEMPLOYMENT COMPENSATION FEDERAL EMPLOYEES | 25 | 33 | 25 | 33 | 26 | 0 | 3 | 4 | 0 | | |
| PUBLIC BUILDINGS & PROPERTY | 6 | 5 | 6 | 5 | 3 | 0 | 2 | 0 | 0 | | |
| PUBLIC HEALTH AND WELFARE VIOLATIONS | 11 | 14 | 19 | 18 | 10 | 1 | 5 | 0 | 2 | | |
| PUBLIC INFORMATION | 2 | 0 | 2 | 0 | 0 | 0 | 0 | 0 | 0 | | |
| REMOVAL STATE COURT CASES | 2 | 2 | 2 | 2 | 0 | 0 | 2 | 0 | 0 | | |
| SABOTAGE | 9 | 12 | 2 | 14 | 2 | 0 | 7 | 0 | 5 | | |
| SELECTIVE SERVICE | 7 | 13 | 9 | 13 | 7 | 0 | 5 | 1 | 0 | | |
| SEXUAL EXPLOITATION OF CHILDREN | 7 | 11 | 9 | 13 | 5 | 0 | 1 | 0 | 6 | | |
| STUDENT ASSISTANCE | 11 | 8 | 11 | 8 | 6 | 0 | 1 | 1 | 0 | | |
| THEFT OF GOVERNMENT PROPERTY | 1,010 | 985 | 1,207 | 1,160 | 909 | 23 | 142 | 40 | 46 | | |
| TOXIC SUBSTANCES | 3 | 0 | 5 | 1 | 1 | 0 | 0 | 0 | 0 | | |
| TRAFFICKING IN CONTRABAND CIGARETTES | 6 | 5 | 7 | 9 | 7 | 0 | 0 | 0 | 0 | | |
| TREASON, SEDITION AND SUBVERSIVE ACTIVITIES | 2 | 1 | 5 | 1 | 1 | 1 | 3 | 0 | 1 | | |
| VETERANS CLAIMS | 52 | 35 | 53 | 36 | 31 | 0 | 0 | 0 | 0 | | |
| WAGERING EXCISE TAX | 0 | 1 | 0 | 5 | 0 | 5 | 0 | 0 | 0 | | |
| WEAPONS CONTROL | 1,860 | 1,853 | 2,165 | 2,187 | 1,598 | 74 | 265 | 54 | 196 | | |
| WRONGFUL ACTS | 2 | 3 | 2 | 5 | 3 | 0 | 1 | 0 | 1 | | |
| ALL OTHER | 106 | 102 | 131 | 133 | 93 | 6 | 21 | 5 | 8 | | |
| TOTALS | 28,918 | 29,646 | 41,425 | 41,401 | 31,001 | 985 | 5,008 | 1,080 | 3,327 | | |

- 1/ EXCLUDES 792 CASES OR 852 DEFENDANTS INITIATED BY TRANSFER UNDER RULE 20
2/ INCLUDES 835 CASES OR 1081 DEFENDANTS TERMINATED BY TRANSFER UNDER RULE 20
AND 1099 CASES OR 1806 DEFENDANTS DISMISSED BECAUSE OF SUPERSEDING INDICTMENTS OR INFORMATIONS
3/ INCLUDES 14 VERDICTS OF NOT GUILTY BY REASON OF INSANITY INVOLVING 21 DEFENDANTS
4/ INCLUDES 334 APPELLATE DEFENDANTS DISMISSED IN FAVOR OF THE U.S.
5/ INCLUDES DEFENDANTS INVOLVED IN APPELLATE DECISIONS AND PROCEEDINGS SUSPENDED INDEFINITELY BY COURT

TABLE 3. CONTINUED
 CRIMINAL CASES AND DEFENDANTS IN UNITED STATES DISTRICT COURT BY OFFENSE
 FISCAL YEAR 1983

| OFFENSE | FILED | | DEFTS | | DISPOSITIONS OF DEFENDANTS IN TERMINATED CASES | | | | |
|----------------------------------|--------|--------|--------|--------|--|------------|-----------|---------|-------|
| | 1/ | 2/ | FILED | TERM. | GUILTY | NOT GUILTY | DISMISSED | RULE 20 | OTHER |
| | | | 1/ | 2/ | 3/ | 4/ | 5/ | | |
| D. C. AND TERRITORIAL VIOLATIONS | | | | | | | | | |
| ACCESSORY AFTER THE FACT | 1 | 1 | 1 | 1 | 1 | 0 | 0 | 0 | 0 |
| ABORTIONS | 2 | 0 | 2 | 0 | 0 | 0 | 0 | 0 | 0 |
| ARSON | 14 | 9 | 16 | 9 | 0 | 2 | 0 | 0 | 7 |
| ASSAULT | 138 | 89 | 141 | 92 | 25 | 3 | 13 | 0 | 51 |
| BRIBERY--OBSTRUCTION OF JUSTICE | 4 | 1 | 4 | 1 | 0 | 0 | 1 | 0 | 0 |
| BURGLARY | 137 | 78 | 146 | 87 | 31 | 1 | 19 | 0 | 36 |
| CHILDREN OFFENSES | 5 | 3 | 5 | 3 | 1 | 0 | 2 | 0 | 0 |
| CONSPIRACY | 5 | 1 | 19 | 1 | 1 | 0 | 0 | 0 | 0 |
| CRUELTY TO ANIMALS | 1 | 0 | 1 | 0 | 0 | 0 | 0 | 0 | 0 |
| EMBEZZLEMENT | 19 | 7 | 19 | 7 | 4 | 0 | 1 | 0 | 2 |
| ESCAPE & RESCUE | 19 | 16 | 21 | 18 | 16 | 0 | 2 | 0 | 0 |
| FALSE PERSONATION/FALSE PRETENSE | 5 | 2 | 5 | 2 | 0 | 0 | 1 | 0 | 1 |
| FORGERY | 22 | 12 | 24 | 14 | 11 | 1 | 0 | 0 | 2 |
| FRAUD & FALSE STATEMENTS | 6 | 3 | 7 | 4 | 2 | 0 | 2 | 0 | 0 |
| GAMBLING | 4 | 3 | 4 | 3 | 0 | 0 | 0 | 0 | 3 |
| HOMICIDE | 214 | 90 | 218 | 91 | 10 | 1 | 10 | 0 | 70 |
| IMPLEMENT OF CRIMES | 4 | 2 | 4 | 2 | 0 | 0 | 1 | 0 | 1 |
| KIDNAPPING | 8 | 6 | 9 | 7 | 0 | 0 | 0 | 0 | 7 |
| LARCENY | 167 | 107 | 195 | 120 | 60 | 3 | 20 | 0 | 37 |
| LIBEL | 5 | 0 | 5 | 0 | 0 | 0 | 0 | 0 | 0 |
| MANSLAUGHTER | 0 | 1 | 0 | 1 | 0 | 0 | 0 | 0 | 1 |
| MISCELLANEOUS | 89 | 57 | 89 | 57 | 0 | 0 | 4 | 1 | 52 |
| MOTOR VEHICLE VIOLATIONS | 1 | 1 | 2 | 2 | 0 | 0 | 2 | 0 | 0 |
| NARCOTIC DRUGS | 166 | 52 | 180 | 62 | 7 | 4 | 9 | 0 | 47 |
| PERJURY | 1 | 0 | 1 | 0 | 0 | 0 | 0 | 0 | 0 |
| PRISON BREACH | 3 | 3 | 3 | 3 | 0 | 0 | 0 | 0 | 3 |
| PROSTITUTION--PANDERING | 4 | 6 | 4 | 6 | 0 | 0 | 0 | 0 | 6 |
| ROBBERY | 151 | 91 | 160 | 102 | 30 | 3 | 21 | 0 | 48 |
| SEX OFFENSES | 59 | 35 | 59 | 36 | 9 | 3 | 2 | 0 | 22 |
| TRAFFIC VIOLATIONS | 1 | 1 | 1 | 1 | 1 | 0 | 0 | 0 | 0 |
| TRESPASS--INJURIES TO PROPERTY | 7 | 2 | 7 | 2 | 0 | 0 | 0 | 0 | 2 |
| WEAPONS CONTROL | 215 | 97 | 216 | 98 | 0 | 0 | 10 | 0 | 88 |
| ALL OTHER | 56 | 28 | 57 | 28 | 0 | 0 | 5 | 0 | 23 |
| TOTALS | 1,533 | 805 | 1,615 | 860 | 209 | 19 | 127 | 1 | 504 |
| GRAND TOTALS | 30,451 | 30,451 | 43,040 | 42,261 | 31,210 | 1,004 | 5,135 | 1,081 | 3,831 |

1/ EXCLUDES 792 CASES OR 842 DEFENDANTS INITIATED BY TRANSFER UNDER RULE 20
 2/ INCLUDES 805 CASES OR 1081 DEFENDANTS TERMINATED BY TRANSFER UNDER RULE 20
 AND 1099 CASES OR 1806 DEFENDANTS DISMISSED BECAUSE OF SUPERSEDING INDICTMENTS OR INFORMATIONS
 3/ INCLUDES 14 VERDICTS OF NOT GUILTY BY REASON OF INSANITY INVOLVING 21 DEFENDANTS
 4/ INCLUDES 334 APPELLATE DEFENDANTS DISMISSED IN FAVOR OF THE U.S.
 5/ INCLUDES DEFENDANTS INVOLVED IN APPELLATE DECISIONS AND PROCEEDINGS SUSPENDED INDEFINITELY BY COURT

1/
TABLE 3-A
CRIMINAL CASES FILED IN UNITED STATES DISTRICT AND APPELLATE COURTS
DURING THE PAST FIVE FISCAL YEARS BY OFFENSE

| | 1979 | 1980 | 1981 | 1982 | 1983 |
|-----------------------------------|-------|-------|-------|-------|-------|
| | ----- | ----- | ----- | ----- | ----- |
| ANTIPACKETEERING | 307 | 290 | 292 | 260 | 277 |
| ANTITRUST | 15 | 48 | 74 | 71 | 55 |
| BANK ROBBERY | 1393 | 1587 | 1557 | 1703 | 1418 |
| BANKS & BANKING | 1132 | 1325 | 1447 | 1425 | 1350 |
| BETRAYAL OF OFFICE | 181 | 164 | 118 | 124 | 145 |
| BRIEBRY | 146 | 138 | 148 | 131 | 141 |
| CIVIL RIGHTS | 60 | 75 | 57 | 64 | 56 |
| CONSERVATION OF NATURAL RESOURCES | 427 | 354 | 415 | 286 | 376 |
| CONSPIRACY | 960 | 910 | 885 | 978 | 938 |
| CONSUMER PROTECTION | 119 | 75 | 68 | 54 | 76 |
| MAIL AND WIRE FRAUD | 1029 | 932 | 1034 | 1095 | 1216 |
| SECURITIES FRAUD | 50 | 13 | 13 | 8 | 9 |
| CONTROLLED SUBSTANCES | 3874 | 4061 | 4083 | 4202 | 4712 |
| COUNTERFEITING | 756 | 788 | 697 | 778 | 796 |
| CRIMES AFFECTING THE MAIIS | 2015 | 1536 | 1259 | 1306 | 1216 |
| EMBEZZLEMENT | 173 | 180 | 183 | 236 | 300 |
| ESCAPE | 591 | 549 | 574 | 480 | 447 |
| EXTORTION | 80 | 83 | 109 | 113 | 121 |
| FRAUD AGAINST THE GOVERNMENT | 2503 | 1860 | 1702 | 2129 | 2321 |
| IMMIGRATION | 1829 | 1876 | 1897 | 1532 | 1960 |
| INTEGRITY OF FEDERAL PROGRAMS | 384 | 402 | 528 | 729 | 751 |
| IRS - INCOME TAX | 1605 | 1524 | 1312 | 1123 | 939 |
| IRS - LIQUOR VIOLATIONS | 69 | 31 | 33 | 26 | 31 |
| JURISDICTIONAL STATUTES | 2277 | 1727 | 1545 | 1402 | 1292 |
| MOTOR VEHICLE THEFT | 393 | 422 | 312 | 365 | 326 |
| OBSTRUCTION OF JUSTICE | 100 | 91 | 74 | 86 | 110 |
| THEFT OF GOVERNMENT PROPERTY | 765 | 683 | 729 | 808 | 1010 |
| THEFT OF OTHER PROPERTY | 617 | 677 | 666 | 734 | 697 |
| WEAPONS CONTROL | 1212 | 1211 | 1538 | 1901 | 1860 |

1/ EXCLUDES CASES INITIATED BY TRANSFER UNDER RULE 20.

TABLE 4
METHOD OF DISPOSITION IN CRIMINAL CASES IN UNITED STATES DISTRICT AND APPELLATE COURTS
FISCAL YEAR ENDED SEPTEMBER 30, 1983

| JUDICIAL DISTRICT | TOTAL DEFTS IN CASES TERM | TRIED BY COURT | TRIED BY JURY | NOT TRIED |
|-------------------|------------------------------|-------------------|------------------|--------------|
| ALABAMA N | 545 | 1 | 47 | 497 |
| ALABAMA M | 238 | 4 | 22 | 212 |
| ALABAMA S | 221 | 4 | 52 | 165 |
| ALASKA | 248 | 8 | 20 | 220 |
| ARIZONA | 1,027 | 10 | 95 | 921 |
| ARKANSAS E | 266 | 8 | 47 | 211 |
| ARKANSAS W | 152 | 2 | 16 | 134 |
| CALIF N | 526 | 28 | 49 | 449 |
| CALIF C | 1,092 | 70 | 308 | 714 |
| CALIF E | 884 | 36 | 60 | 788 |
| CALIF S | 1,422 | 37 | 311 | 1,074 |
| COLORADO | 460 | 7 | 47 | 406 |
| CONNECTICUT | 349 | 6 | 27 | 316 |
| DELAWARE | 84 | 2 | 1 | 81 |
| DIST OF COLUMBIA | 812 | 4 | 22 | 786 |
| FLORIDA N | 212 | 11 | 59 | 142 |
| FLORIDA M | 1,010 | 29 | 203 | 778 |
| FLORIDA S | 2,262 | 93 | 375 | 1,794 |
| GEORGIA N | 732 | 14 | 191 | 527 |
| GEORGIA M | 621 | 58 | 12 | 551 |
| GEORGIA S | 256 | 14 | 29 | 213 |
| HAWAII | 233 | 15 | 24 | 194 |
| IDAHO | 148 | 8 | 5 | 135 |
| ILLINOIS N | 1,151 | 48 | 359 | 745 |
| ILLINOIS S | 244 | 3 | 29 | 212 |
| ILLINOIS C | 350 | 6 | 52 | 292 |
| INDIANA N | 180 | 1 | 38 | 141 |
| INDIANA S | 294 | 22 | 1 | 271 |
| IOWA NORTH | 109 | 2 | 1 | 106 |
| IOWA SOUTH | 188 | 12 | 30 | 146 |
| KANSAS | 296 | 3 | 34 | 259 |
| KENTUCKY E | 305 | 3 | 47 | 255 |
| KENTUCKY W | 295 | 1 | 27 | 267 |
| LOUISIANA E | 775 | 15 | 201 | 559 |
| LOUISIANA M | 261 | 15 | 31 | 215 |
| LOUISIANA W | 131 | 1 | 16 | 114 |
| MAINE | 95 | 2 | 21 | 72 |
| MARYLAND | 1,093 | 10 | 237 | 846 |
| MASSACHUSETTS | 428 | 6 | 176 | 246 |
| MICHIGAN E | 752 | 10 | 170 | 572 |
| MICHIGAN W | 306 | 1 | 31 | 274 |
| MINNESOTA | 400 | 11 | 45 | 343 |
| MISSISSIPPI N | 76 | 1 | 5 | 70 |
| MISSISSIPPI S | 139 | 0 | 13 | 126 |
| MISSOURI E | 493 | 30 | 83 | 380 |
| MISSOURI W | 337 | 1 | 15 | 320 |
| MONTANA | 230 | 2 | 15 | 212 |
| NEBRASKA | 140 | 8 | 7 | 125 |
| NEVADA | 260 | 5 | 5 | 249 |
| NEW HAMPSHIRE | 93 | 0 | 15 | 78 |
| NEW JERSEY | 483 | 0 | 261 | 222 |
| NEW MEXICO | 345 | 12 | 48 | 285 |
| NEW YORK N | 225 | 6 | 28 | 191 |
| NEW YORK E | 1,052 | 6 | 133 | 913 |
| NEW YORK S | 1,230 | 6 | 177 | 1,047 |
| NEW YORK W | 308 | 2 | 43 | 263 |
| N CAROLINA E | 348 | 2 | 37 | 309 |
| N CAROLINA M | 295 | 4 | 29 | 262 |
| N CAROLINA W | 386 | 5 | 47 | 334 |
| NORTH DAKOTA | 127 | 3 | 14 | 110 |
| OHIO NORTH | 1,022 | 16 | 49 | 958 |
| OHIO SOUTH | 338 | 2 | 27 | 309 |
| OKLAHOMA N | 212 | 2 | 32 | 178 |
| OKLAHOMA E | 189 | 2 | 14 | 173 |
| OKLAHOMA W | 301 | 2 | 23 | 276 |
| OREGON | 222 | 11 | 36 | 175 |
| PENNSYLVANIA E | 793 | 24 | 408 | 361 |
| PENNSYLVANIA M | 3 | 0 | 2 | 1 |
| PENNSYLVANIA W | 452 | 9 | 93 | 350 |
| PUERTO RICO | 398 | 1 | 6 | 391 |
| RHODE ISLAND | 152 | 1 | 35 | 115 |
| S CAROLINA | 531 | 3 | 41 | 487 |
| S DAKOTA | 242 | 8 | 30 | 204 |
| TENNESSEE E | 332 | 13 | 11 | 308 |
| TENNESSEE M | 322 | 6 | 9 | 307 |
| TENNESSEE W | 343 | 3 | 40 | 300 |
| TEXAS NORTH | 799 | 7 | 63 | 724 |
| TEXAS EAST | 183 | 1 | 10 | 172 |
| TEXAS SOUTH | 2,263 | 23 | 100 | 2,140 |
| TEXAS WEST | 1,259 | 27 | 81 | 1,151 |
| UTAH | 235 | 10 | 23 | 202 |
| VERMONT | 98 | 5 | 5 | 88 |
| VIRGINIA E | 1,012 | 172 | 105 | 735 |
| VIRGINIA W | 170 | 4 | 20 | 146 |
| WASHINGTON E | 243 | 6 | 20 | 217 |
| WASHINGTON W | 795 | 54 | 305 | 436 |
| WEST VIRGINIA N | 183 | 0 | 21 | 162 |
| WEST VIRGINIA S | 224 | 4 | 14 | 206 |
| WISCONSIN E | 224 | 5 | 15 | 204 |
| WISCONSIN W | 115 | 2 | 3 | 110 |
| WYOMING | 127 | 1 | 6 | 120 |
| GUAM | 23 | 0 | 7 | 16 |
| VIRGIN ISLANDS | 436 | 15 | 68 | 353 |
| TOTALS | 42,261 | 1,173 | 6,274 | 34,814 |

TABLE 5

UNITED STATES ATTORNEYS FINANCIAL SUMMARY FISCAL YEAR ENDED SEPTEMBER 30, 1983

| | BALANCE FORWARDED FROM FY-82 | IMPOSED FY-83 | PART I CRIMINAL FINES TOTAL | COLLECTED FY-83 | RETURNED TO AGENCY FOR COLLECTION | RATE OF COLLECT | OTHER DECREASES | BALANCE FORWARDED TO FY-84 |
|--------------------------|------------------------------------|------------------|--------------------------------|--------------------|---|-----------------------|--------------------|----------------------------------|
| ALABAMA, NORTHERN | 233,104 | 161,763 | 394,867 | 112,231 | 0 | 28.40 | 50,539 | 232,097 |
| ALABAMA, MIDDLE | 112,550 | 320,148 | 432,698 | 146,935 | 0 | 33.90 | 875 | 284,888 |
| ALABAMA, SOUTHERN | 641,932 | 764,250 | 1,406,182 | 53,593 | 0 | 03.80 | 419,930 | 932,659 |
| ALASKA | 226,505 | 56,550 | 283,055 | 33,527 | 0 | 11.80 | 0 | 249,528 |
| ARIZONA | 1,853,786 | 285,095 | 2,138,881 | 83,229 | 0 | 03.80 | 133,169 | 1,922,483 |
| ARKANSAS, EASTERN | 191,163 | 158,850 | 350,013 | 149,018 | 0 | 42.50 | 1,000 | 199,995 |
| ARKANSAS, WESTERN | 55,530 | 182,847 | 238,377 | 34,652 | 0 | 14.50 | 37,777 | 165,948 |
| CALIFORNIA, NORTHERN | 673,656 | 1,095,460 | 1,769,116 | 252,359 | 0 | 14.20 | 208,488 | 1,358,269 |
| CALIFORNIA, CENTRAL 1/ | 7,658,362 | 2,497,938 | 10,156,300 | 1,217,877 | 0 | 12.00 | 1,117,088 | 7,821,335 |
| CALIFORNIA, EASTERN | 418,578 | 264,936 | 683,514 | 142,775 | 0 | 20.80 | 27,098 | 513,641 |
| COLORADO | 711,646 | 881,379 | 1,593,025 | 219,641 | 0 | 13.70 | 146,074 | 1,227,310 |
| CONNECTICUT | 370,852 | 328,664 | 699,516 | 180,119 | 0 | 25.70 | 43,177 | 476,220 |
| DELAWARE | 212,275 | -7,088 | 205,187 | 6,923 | 0 | 03.30 | 8,092 | 190,172 |
| DISTRICT OF COLUMBIA | 940,607 | 1,336,200 | 2,276,807 | 837,512 | 0 | 36.70 | 17,984 | 1,421,311 |
| FLORIDA, NORTHERN | 5,607,175 | 4,021,095 | 9,628,270 | 95,375 | 0 | 00.90 | 200,195 | 9,332,700 |
| FLORIDA, MIDDLE | 1,475,983 | 2,212,356 | 3,688,339 | 397,176 | 0 | 10.70 | 886,864 | 2,404,299 |
| FLORIDA, SOUTHERN | 4,801,386 | 2,817,488 | 7,618,874 | 408,156 | 0 | 05.30 | 44,706 | 7,166,012 |
| GEORGIA, NORTHERN 1/ | 2,641,591 | 5,373,322 | 8,014,913 | 4,874,106 | 0 | 60.82 | 174,449 | 2,966,358 |
| GEORGIA, MIDDLE | 231,215 | 3,015 | 234,230 | 3,005 | 0 | 01.20 | 0 | 231,225 |
| GEORGIA, SOUTHERN | 4,616,776 | 2,888,218 | 7,504,994 | 91,934 | 0 | 01.20 | 277,074 | 7,135,986 |
| HAWAII | 127,601 | 117,205 | 244,806 | 30,988 | 0 | 12.60 | 30,555 | 193,263 |
| IDAHO | 12,593 | 44,598 | 57,191 | 8,886 | 0 | 15.50 | 3,133 | 45,172 |
| ILLINOIS, NORTHERN 1/ | 4,912,871 | 991,593 | 5,904,464 | 897,886 | 0 | 17.71 | 325,190 | 4,691,388 |
| ILLINOIS, SOUTHERN | 330,800 | 59,485 | 390,285 | 41,410 | 0 | 10.60 | 0 | 348,875 |
| ILLINOIS, CENTRAL | 426,803 | 986,618 | 1,413,421 | 266,497 | 0 | 18.80 | 113,186 | 1,033,738 |
| INDIANA, NORTHERN | 701,425 | 205,400 | 906,825 | 63,877 | 0 | 07.00 | 2,000 | 840,948 |
| INDIANA, SOUTHERN | 277,215 | 696,422 | 973,637 | 421,377 | 0 | 43.20 | 19,590 | 532,670 |
| IOWA, NORTHERN | 199,610 | 361,065 | 560,675 | 347,447 | 0 | 61.90 | 72,028 | 141,200 |
| IOWA, SOUTHERN | 122,355 | 1,654,250 | 1,776,605 | 491,200 | 0 | 27.60 | 56,001 | 1,229,404 |
| KANSAS | 3,481,068 | 427,050 | 3,908,118 | 2,186,812 | 0 | 55.90 | 501 | 1,720,805 |
| KENTUCKY, EASTERN | 926,450 | 135,060 | 1,061,510 | 101,833 | 0 | 09.50 | 77,188 | 892,489 |
| KENTUCKY, WESTERN | 421,158 | 268,050 | 689,208 | 265,245 | 0 | 38.40 | 74,084 | 349,879 |
| LOUISIANA, EASTERN 1/ | 708,372 | 278,830 | 987,202 | 120,830 | 0 | 12.24 | 0 | 866,372 |
| LOUISIANA, MIDDLE | 139,814 | 182,365 | 322,179 | 47,798 | 0 | 14.80 | 64,190 | 210,191 |
| LOUISIANA, WESTERN | 57,049 | 344,727 | 401,776 | 262,576 | 0 | 65.30 | 500 | 138,700 |
| MAINE | 168,425 | 50,949 | 219,374 | 62,749 | 0 | 28.60 | 12,500 | 144,125 |
| MARYLAND 1/ | 1,134,619 | 1,609,608 | 2,744,227 | 412,362 | 0 | 15.03 | 119,162 | 2,212,703 |
| MASSACHUSETTS 1/ | 0 | 1,351,949 | 1,351,949 | 402,161 | 0 | 29.75 | 209,256 | 740,532 |
| MICHIGAN, EASTERN 1/ | 2,903,359 | 824,822 | 3,728,181 | 524,317 | 0 | 14.07 | 141,351 | 3,062,513 |
| MICHIGAN, WESTERN | 750,511 | 235,046 | 985,557 | 74,557 | 0 | 07.50 | 183,825 | 727,175 |
| MINNESOTA | 1,932,452 | 652,948 | 2,585,400 | 309,380 | 0 | 11.90 | 13,725 | 2,262,295 |
| MISSISSIPPI, NORTHERN | 50,004 | 26,286 | 76,290 | 20,560 | 0 | 26.90 | 1,500 | 54,230 |
| MISSISSIPPI, SOUTHERN | 949,241 | 222,463 | 1,171,704 | 60,818 | 0 | 05.10 | 10,950 | 1,099,936 |
| MISSOURI, EASTERN | 902,618 | 382,706 | 1,285,324 | 120,746 | 0 | 09.30 | 33,454 | 1,131,124 |
| MISSOURI, WESTERN | 343,656 | 379,707 | 723,363 | 64,608 | 0 | 08.90 | 192,102 | 466,653 |
| MONTANA | 87,009 | 529,551 | 616,560 | 372,076 | 0 | 60.30 | 16,500 | 227,984 |
| NEBRASKA | 2,125,286 | 285,483 | 2,410,771 | 96,293 | 0 | 03.90 | 2,049,065 | 265,413 |
| NEVADA | 422,203 | 736,788 | 1,158,991 | 231,341 | 0 | 19.90 | 341,225 | 586,425 |
| NEW HAMPSHIRE | 159,517 | 282,743 | 442,260 | 55,032 | 0 | 12.40 | 0 | 387,228 |
| NEW MEXICO | 377,422 | 216,443 | 593,865 | 73,880 | 0 | 12.40 | 158,259 | 361,726 |
| NEW YORK, NORTHERN | 284,290 | 407,735 | 692,025 | 247,335 | 0 | 35.70 | 5,000 | 439,690 |
| NEW YORK, EASTERN | 6,412,795 | 2,095,340 | 8,508,135 | 256,687 | 0 | 03.00 | 122,265 | 8,128,183 |
| NEW YORK, SOUTHERN | 8,804,921 | 8,276,492 | 17,081,413 | 4,878,272 | 0 | 28.50 | 578,917 | 11,624,224 |
| NEW YORK, WESTERN | 302,824 | 61,724 | 364,548 | 47,718 | 0 | 13.00 | 20,694 | 296,136 |
| NORTH CAROLINA, EASTERN | 6,105,439 | 6,580,474 | 12,685,913 | 2,677,345 | 0 | 21.10 | 6,144,782 | 3,863,786 |
| NORTH CAROLINA, MIDDLE | 708,419 | 106,611 | 815,030 | 246,380 | 0 | 30.20 | 3,510 | 555,140 |
| NORTH CAROLINA, WESTERN | 5,278,293 | 494,360 | 5,772,653 | 695,732 | 0 | 12.00 | 4,197,035 | 879,886 |
| NORTH DAKOTA | 143,874 | 32,700 | 176,574 | 90,165 | 0 | 51.00 | 22,200 | 64,209 |
| OHIO, NORTHERN | 651,466 | 181,300 | 832,766 | 95,022 | 0 | 11.40 | 1,913 | 735,831 |
| OHIO, SOUTHERN | 537,705 | 97,035 | 634,740 | 59,527 | 0 | 09.30 | 1,400 | 573,813 |
| OKLAHOMA, NORTHERN | 387,117 | 265,920 | 653,037 | 135,669 | 0 | 20.70 | 29,770 | 487,598 |
| OKLAHOMA, EASTERN | 142,500 | 210,950 | 353,450 | 58,275 | 0 | 16.40 | 9,210 | 285,965 |
| OKLAHOMA, WESTERN | 677,826 | 843,796 | 1,521,622 | 596,375 | 0 | 39.10 | 78,936 | 846,311 |
| OREGON | 730,659 | 655,586 | 1,386,245 | 179,249 | 0 | 12.90 | 424,029 | 782,967 |
| PENNSYLVANIA, EASTERN 1/ | 4,306,965 | 2,350,406 | 6,657,371 | 1,509,226 | 0 | 22.67 | 126,521 | 5,021,624 |
| PENNSYLVANIA, MIDDLE | 366,047 | 852,292 | 1,218,339 | 522,800 | 0 | 42.90 | 500 | 695,039 |
| PENNSYLVANIA, WESTERN 1/ | 2,251,934 | 236,323 | 2,488,257 | 912,601 | 0 | 86.68 | 27,836 | 1,547,820 |
| PUERTO RICO | 318,263 | 600,132 | 918,395 | 630,585 | 0 | 68.60 | 1,100 | 286,710 |
| RHODE ISLAND | 242,580 | 104,207 | 346,787 | 90,615 | 0 | 26.10 | 31,588 | 224,584 |
| SOUTH CAROLINA | 1,125,953 | 957,590 | 2,083,543 | 640,577 | 0 | 30.70 | 73,580 | 1,359,386 |
| SOUTH DAKOTA | 122,036 | -5,885 | 116,151 | 55,797 | 0 | 48.00 | 3,230 | 57,124 |
| TENNESSEE, EASTERN | 462,296 | 59,000 | 521,296 | 192,794 | 0 | 36.90 | 31,900 | 296,602 |
| TENNESSEE, MIDDLE | 2,451,431 | 645,265 | 3,096,696 | 605,856 | 0 | 19.50 | 1,514,885 | 975,955 |
| TENNESSEE, WESTERN | 977,649 | 205,841 | 1,183,490 | 136,043 | 0 | 11.40 | 226,617 | 820,830 |
| TEXAS, NORTHERN | 1,736,796 | 416,458 | 2,153,254 | 266,602 | 0 | 12.30 | 311,392 | 1,575,260 |
| TEXAS, EASTERN | 366,296 | 114,720 | 481,016 | 88,991 | 0 | 16.50 | 171,183 | 220,842 |
| TEXAS, SOUTHERN | 2,234,671 | 1,942,306 | 4,176,977 | 1,202,559 | 0 | 28.70 | 492,128 | 2,482,290 |
| TEXAS, WESTERN | 1,170,020 | 885,282 | 2,055,302 | 325,285 | 0 | 15.80 | 232,380 | 1,497,637 |
| UTAH | 1,006,837 | 104,550 | 1,111,387 | 25,796 | 0 | 02.30 | 106,000 | 979,591 |
| VERMONT | 244,200 | 134,906 | 379,106 | 73,475 | 0 | 19.30 | 17,635 | 297,996 |
| VIRGINIA, EASTERN | 6,707,272 | 3,665,635 | 10,372,907 | 1,724,269 | 0 | 16.60 | 3,989,017 | 4,659,621 |
| VIRGINIA, WESTERN | 496,115 | 88,140 | 584,255 | 104,884 | 0 | 17.90 | 26,595 | 452,776 |
| WASHINGTON, EASTERN | 41,125 | 15,750 | 56,875 | 10,305 | 0 | 16.10 | 13,710 | 32,860 |
| WASHINGTON, WESTERN 1/ | 285,667 | 1,556,928 | 1,842,595 | 473,486 | 0 | 25.70 | 301,465 | 1,067,644 |
| WEST VIRGINIA, NORTHERN | 377,703 | 272,400 | 650,103 | 31,390 | 0 | 04.80 | 10,000 | 608,713 |
| WEST VIRGINIA, SOUTHERN | 1,302,664 | 806,760 | 2,109,424 | 693,294 | 0 | 32.80 | 3,100 | 1,413,030 |
| WISCONSIN, EASTERN | 333,015 | 174,169 | 507,184 | 157,515 | 0 | 31.00 | 32,763 | 316,906 |
| WISCONSIN, WESTERN | 170,062 | 46,500 | 216,562 | 51,515 | 0 | 23.70 | 33,333 | 131,714 |
| WYOMING | 50,314 | 21,773 | 72,087 | 10,576 | 0 | 14.60 | 9,170 | 52,341 |
| CANAL ZONE | 0 | 0 | 0 | 0 | 0 | 00.00 | 0 | 0 |
| GUAM | 72,220 | 18,500 | 90,720 | 13,570 | 0 | 14.90 | 0 | 77,150 |
| VIRGIN ISLANDS | 1,200 | 140,040 | 141,240 | 6,165 | 0 | 04.30 | 0 | 135,075 |
| ALL DISTRICTS | 119,215,639 | 76,902,707 | 196,118,346 | 38,596,007 | 0 | 15.70 | 27,543,888 | 129,978,451 |

1/ BEGINNING BALANCES WERE CHANGED TO REFLECT ADJUSTMENTS MADE DURING CONVERSION TO A NEW COMPUTER SYSTEM.

2/ DUE TO CONVERSION TO A NEW COMPUTER SYSTEM, DETAILED DATA FOR CALIFORNIA SOUTHERN AND NEW JERSEY WAS NOT AVAILABLE. SEE PART VII FOR TOTALS.

TABLE 5

UNITED STATES ATTORNEYS FINANCIAL SUMMARY FISCAL YEAR ENDED SEPTEMBER 30, 1983

| | BALANCE FORWARDED FROM FY-82 | PART II IMPOSED FY-83 | PENALTIES & TOTAL | FORFEITURES COLLECTED FY-83 | RETURNED TO AGENCY FOR COLLECTION | RATE OF COLLECT | OTHER DECREASES | BALANCE FORWARDED TO FY-84 |
|--------------------------|------------------------------------|-----------------------------|----------------------|-----------------------------------|---|-----------------------|--------------------|----------------------------------|
| ALABAMA, NORTHERN | 2,209 | 246,914 | 249,123 | 242,981 | 0 | 97.50 | 5,411 | 731 |
| ALABAMA, MIDDLE | 0 | 0 | 0 | 0 | 0 | 00.00 | 0 | 0 |
| ALABAMA, SOUTHERN | 2,000 | 0 | 2,000 | 0 | 0 | 00.00 | 0 | 2,000 |
| ALASKA | 1,950 | 1,235,000 | 1,237,030 | 1,233,880 | 0 | 99.70 | 0 | 3,150 |
| ARIZONA | 10,049 | 99,707 | 109,756 | 78,257 | 0 | 71.30 | 0 | 31,499 |
| ARIZONA, EASTERN | 0 | 0 | 0 | 0 | 0 | 00.00 | 0 | 0 |
| ARIZONA, WESTERN | 8,333 | 25,000 | 33,333 | 25,535 | 0 | 76.60 | 5,103 | 2,695 |
| CALIFORNIA, NORTHERN | 277,403 | 1,836,292 | 2,113,695 | 1,420,724 | 473,231 | 89.60 | 0 | 219,740 |
| CALIFORNIA, CENTRAL 1/ | 2,782,219 | 9,761,636 | 12,543,855 | 9,660,481 | 0 | 17.02 | 476,151 | 2,407,223 |
| CALIFORNIA, EASTERN | 5,685 | 0 | 5,685 | 0 | 0 | 00.00 | 5,685 | 0 |
| COLORADO | 1,375 | 0 | 1,375 | 0 | 0 | 00.00 | 0 | 0 |
| CONNECTICUT | 11,809 | 184,401 | 196,210 | 115,860 | 50,573 | 84.80 | 0 | 29,777 |
| DELAWARE | 21,000 | 0 | 21,000 | 21,000 | 0 | 00.00 | 0 | 0 |
| DISTRICT OF COLUMBIA | 0 | 0 | 0 | 0 | 0 | 00.00 | 0 | 0 |
| FLORIDA, NORTHERN | 5,000 | 1,112,941 | 1,117,941 | 1,111,385 | 0 | 99.40 | 5,000 | 1,556 |
| FLORIDA, MIDDLE | 1,419,601 | 49,354 | 1,468,955 | 1,468,377 | 0 | 01.10 | 1,136 | 1,450,982 |
| FLORIDA, SOUTHERN | 3,081,884 | 19,210,824 | 22,292,708 | 19,068,430 | 0 | 85.50 | 50,889 | 3,173,389 |
| GEORGIA, NORTHERN 1/ | 2,291,133 | 2,230,228 | 4,521,411 | 1,299,265 | 0 | 26.74 | 1,031,612 | 2,190,534 |
| GEORGIA, MIDDLE | 0 | 45,000 | 45,000 | 45,000 | 0 | 00.00 | 0 | 0 |
| GEORGIA, SOUTHERN | 1,432 | 117,138 | 118,970 | 101,688 | 0 | 85.40 | 15,700 | 1,582 |
| HAWAII | 10,000 | 123,798 | 133,798 | 123,798 | 0 | 92.50 | 0 | 10,000 |
| IDAHO | 527 | 1,150 | 1,677 | 1,677 | 0 | 00.00 | 0 | 0 |
| ILLINOIS, NORTHERN 1/ | 133,467 | 131,749 | 265,216 | 106,061 | 0 | 39.99 | 0 | 159,155 |
| ILLINOIS, SOUTHERN | 3,576 | 0 | 3,576 | 0 | 0 | 00.00 | 0 | 3,576 |
| ILLINOIS, CENTRAL | 15,000 | 14,600 | 29,600 | 14,900 | 0 | 50.30 | 0 | 14,700 |
| INDIANA, NORTHERN | 0 | 24,976 | 24,976 | 24,976 | 0 | 00.00 | 0 | 0 |
| INDIANA, SOUTHERN | 0 | 0 | 0 | 0 | 0 | 00.00 | 0 | 0 |
| IOWA, NORTHERN | 0 | 28,000 | 28,000 | 12,500 | 0 | 44.60 | 0 | 15,500 |
| IOWA, SOUTHERN | 5,000 | 123,784 | 128,784 | 55,494 | 0 | 43.00 | 5,638 | 67,652 |
| KANSAS | 0 | 34,789 | 34,789 | 34,789 | 0 | 00.00 | 0 | 0 |
| KENTUCKY, EASTERN | 532,042 | 226,277 | 758,319 | 100,645 | 0 | 13.20 | 88,316 | 559,358 |
| KENTUCKY, WESTERN | 22,374 | 1,200 | 23,574 | 1,700 | 0 | 07.20 | 500 | 21,374 |
| LOUISIANA, EASTERN 1/ | 1,114,277 | 62,947 | 1,177,224 | 49,927 | 0 | 04.25 | 846 | 1,126,451 |
| LOUISIANA, MIDDLE | 0 | 136,884 | 136,884 | 136,884 | 0 | 00.00 | 0 | 0 |
| LOUISIANA, WESTERN | 3,805 | 238,084 | 241,889 | 215,000 | 0 | 88.80 | 11,383 | 15,006 |
| MAINE | 0 | 85,990 | 85,990 | 85,990 | 0 | 00.00 | 0 | 0 |
| MARYLAND 1/ | 64,477 | 99,660 | 164,137 | 64,383 | 0 | 36.98 | 43,863 | 50,891 |
| MASSACHUSETTS 1/ | 0 | 1,208,974 | 1,208,974 | 345,986 | 121 | 22.62 | 0 | 862,865 |
| MICHIGAN, EASTERN 1/ | 411,702 | 336,556 | 748,258 | 169,080 | 0 | 26.00 | 261,043 | 318,135 |
| MICHIGAN, WESTERN | 0 | 0 | 0 | 0 | 0 | 00.00 | 0 | 0 |
| MINNESOTA | 5,439 | 7,136 | 12,575 | 6,580 | 0 | 52.30 | 0 | 5,995 |
| MISSISSIPPI, NORTHERN | 0 | 500 | 500 | 500 | 0 | 00.00 | 0 | 0 |
| MISSISSIPPI, SOUTHERN | 5,733 | 0 | 5,733 | 0 | 0 | 00.00 | 0 | 5,733 |
| MISSOURI, EASTERN | 34,701 | 188,225 | 222,926 | 114,041 | 122 | 51.20 | 36,263 | 72,500 |
| MISSOURI, WESTERN | 5,725 | 53,789 | 59,514 | 50,867 | 0 | 85.40 | 5,225 | 3,422 |
| MONTANA | 1,558 | 119,026 | 120,584 | 45,230 | 0 | 37.50 | 0 | 75,354 |
| NEBRASKA | 1,373 | 850 | 2,223 | 850 | 0 | 38.20 | 1,373 | 0 |
| NEVADA | 12,787 | 0 | 12,787 | 0 | 0 | 00.00 | 0 | 12,787 |
| NEW HAMPSHIRE | 0 | 26,000 | 26,000 | 0 | 0 | 00.00 | 0 | 26,000 |
| NEW MEXICO | 15,000 | 22,300 | 37,300 | 22,300 | 0 | 59.70 | 0 | 15,000 |
| NEW YORK, NORTHERN | 4,870 | 16,000 | 20,870 | 1,000 | 0 | 04.70 | 15,000 | 4,870 |
| NEW YORK, EASTERN | 0 | 30,251 | 30,251 | 1,600 | 0 | 05.20 | 0 | 28,651 |
| NEW YORK, SOUTHERN | 192,732 | 0 | 192,732 | 0 | 0 | 00.00 | 0 | 192,732 |
| NEW YORK, WESTERN | 0 | 0 | 0 | 0 | 0 | 00.00 | 0 | 0 |
| NORTH CAROLINA, EASTERN | 2,026 | 13,819 | 15,845 | 5,556 | 0 | 35.00 | 9,063 | 1,226 |
| NORTH CAROLINA, MIDDLE | 0 | 0 | 0 | 0 | 0 | 00.00 | 0 | 0 |
| NORTH CAROLINA, WESTERN | 0 | 0 | 0 | 0 | 0 | 00.00 | 0 | 0 |
| NORTH DAKOTA | 0 | 11,849 | 11,849 | 11,849 | 0 | 00.00 | 0 | 0 |
| OHIO, NORTHERN | 4,459,114 | 0 | 4,459,114 | 8,265 | 0 | 00.10 | 4,000 | 4,446,849 |
| OHIO, SOUTHERN | 386,855 | 307,120 | 693,975 | 8,495 | 361 | 01.20 | 9,500 | 675,519 |
| OKLAHOMA, NORTHERN | 3,540 | 252,645 | 256,185 | 227,140 | 0 | 88.60 | 2,745 | 26,300 |
| OKLAHOMA, EASTERN | 2,076 | 4,000 | 6,076 | 4,000 | 0 | 65.80 | 676 | 1,400 |
| OKLAHOMA, WESTERN | 0 | 0 | 0 | 0 | 0 | 00.00 | 0 | 0 |
| OREGON | 811,675 | 63,142 | 874,817 | 24,388 | 0 | 02.70 | 650,958 | 199,471 |
| PENNSYLVANIA, EASTERN 1/ | 0 | 458,693 | 458,693 | 429,752 | 0 | 93.69 | -5,000 | 33,941 |
| PENNSYLVANIA, MIDDLE | 3,988 | 278,652 | 282,640 | 159 | 0 | 00.00 | 0 | 282,481 |
| PENNSYLVANIA, WESTERN 1/ | 35,278 | 59,626 | 94,906 | 3,220 | 0 | 03.40 | 2,725 | 88,961 |
| PUERTO RICO | 80,409 | 160,729 | 241,138 | 127,258 | 0 | 52.70 | 37,043 | 76,837 |
| RHODE ISLAND | 4,530 | 17,900 | 22,400 | 9,650 | 0 | 43.00 | 0 | 12,750 |
| SOUTH CAROLINA | 991 | 1,454,487 | 1,455,478 | 1,454,487 | 0 | 99.90 | 991 | 0 |
| SOUTH DAKOTA | 0 | 0 | 0 | 0 | 0 | 00.00 | 0 | 0 |
| TENNESSEE, EASTERN | 4,864 | 38,974 | 43,838 | 27,115 | 0 | 61.80 | 191 | 16,532 |
| TENNESSEE, MIDDLE | 0 | 0 | 0 | 0 | 0 | 00.00 | 0 | 0 |
| TENNESSEE, WESTERN | 653 | 22,091 | 22,744 | 20,081 | 153 | 88.90 | 0 | 2,510 |
| TEXAS, NORTHERN | 246,938 | 46,444 | 293,382 | 42,464 | 0 | 14.40 | 32,266 | 218,622 |
| TEXAS, EASTERN | 20,007,374 | 24,765 | 20,032,139 | 22,579 | 0 | 00.10 | 0 | 20,009,560 |
| TEXAS, SOUTHERN | 2,444,275 | 237,311 | 2,681,586 | 198,146 | 0 | 07.30 | 890 | 2,482,550 |
| TEXAS, WESTERN | 285,284 | 814,937 | 1,100,221 | 1,076,241 | 0 | 97.80 | 1,270 | 22,710 |
| UTAH | 2,552 | 0 | 2,552 | 100 | 0 | 03.90 | 527 | 1,925 |
| VERMONT | 1,092 | 0 | 1,092 | 0 | 0 | 00.00 | 1,082 | 0 |
| VIRGINIA, EASTERN | 32,154 | 970,635 | 1,002,789 | 954,854 | 0 | 95.20 | 15,500 | 32,435 |
| VIRGINIA, WESTERN | 811,620 | 263,279 | 1,074,899 | 203,265 | 1,801 | 19.00 | 134,979 | 734,854 |
| WASHINGTON, EASTERN | 249 | 0 | 249 | 0 | 0 | 00.00 | 249 | 0 |
| WASHINGTON, WESTERN 1/ | 0 | 1,207,082 | 1,207,082 | 715,045 | 12,873 | 59.24 | -29,500 | 508,664 |
| WEST VIRGINIA, NORTHERN | 0 | 0 | 0 | 0 | 0 | 00.00 | 0 | 0 |
| WEST VIRGINIA, SOUTHERN | 1,530 | 0 | 1,500 | 0 | 0 | 00.00 | 500 | 1,000 |
| WISCONSIN, EASTERN | 761 | 117,196 | 117,457 | 117,196 | 0 | 99.70 | 0 | 261 |
| WISCONSIN, WESTERN | 2,088 | 0 | 2,088 | 0 | 0 | 00.00 | 0 | 2,088 |
| WYOMING | 0 | 0 | 0 | 0 | 0 | 00.00 | 0 | 0 |
| CANAL ZONE | 0 | 0 | 0 | 0 | 0 | 00.00 | 0 | 0 |
| GUAM | 0 | 70,000 | 70,000 | 40,000 | 0 | 57.10 | 0 | 30,000 |
| VIRGIN ISLANDS | 3,286 | 0 | 3,286 | 0 | 0 | 00.00 | 3,286 | 0 |
| ALL DISTRICTS | 42,154,299 | 46,393,388 | 88,547,687 | 41,959,388 | 540,610 | 44.10 | 2,945,178 | 43,102,511 |

1/ BEGINNING BALANCES WERE CHANGED TO REFLECT ADJUSTMENTS MADE DURING CONVERSION TO A NEW COMPUTER SYSTEM.

2/ DUE TO CONVERSION TO A NEW COMPUTER SYSTEM, DETAIL DATA FOR CALIFORNIA SOUTHERN AND NEW JERSEY WAS NOT AVAILABLE. SEE PART VII FOR TOTALS.

TABLE 5

UNITED STATES ATTORNEYS FINANCIAL SUMMARY FISCAL YEAR ENDED SEPTEMBER 30, 1983

| | BALANCE FORWARDED FROM FY-82 | IMPOSED FY-83 | PART III TOTAL | FORECLOSURES COLLECTED FY-83 | RETURNED TO AGENCY FOR COLLECTION | RATE OF COLLECT | OTHER DECREASES | BALANCE FORWARDED TO FY-84 |
|--------------------------|------------------------------------|------------------|-------------------|------------------------------------|---|-----------------------|--------------------|----------------------------------|
| ALABAMA, NORTHERN | 0 | 0 | 0 | 0 | 0 | 00.00 | 0 | 0 |
| ALABAMA, MIDDLE | 157 | 0 | 157 | 0 | 0 | 00.00 | 0 | 157 |
| ALABAMA, SOUTHERN | 0 | 100,865 | 100,865 | 0 | 0 | 00.00 | 0 | 100,865 |
| ALASKA | 0 | 0 | 0 | 0 | 0 | 00.00 | 0 | 0 |
| ARIZONA | 516,876 | 802,012 | 1,318,888 | 529,033 | 0 | 40.10 | 81,983 | 707,872 |
| ARKANSAS, EASTERN | 4,013,398 | 1,788,856 | 5,802,254 | 1,980,564 | 877,280 | 49.20 | 531,692 | 2,412,718 |
| ARKANSAS, WESTERN | 888,573 | 1,805,068 | 2,693,641 | 946,323 | 304,703 | 46.40 | 44,806 | 1,397,809 |
| CALIFORNIA, NORTHERN | 0 | 0 | 0 | 0 | 0 | 00.00 | 0 | 0 |
| CALIFORNIA, CENTRAL 1/ | 0 | 0 | 0 | 0 | 0 | 00.00 | 0 | 0 |
| CALIFORNIA, EASTERN | 0 | 0 | 0 | 0 | 0 | 00.00 | 0 | 0 |
| COLORADO | 79,485 | 1 | 79,486 | 0 | 0 | 00.00 | 0 | 79,486 |
| CONNECTICUT | 0 | 32,091 | 32,091 | 32,091 | 0 | 00.00 | 0 | 0 |
| DELAWARE | 0 | 0 | 0 | 0 | 0 | 00.00 | 0 | 0 |
| DISTRICT OF COLUMBIA | 0 | 0 | 0 | 0 | 0 | 00.00 | 0 | 0 |
| FLORIDA, NORTHERN | 25,251 | 79,035 | 104,286 | 65,591 | 12,101 | 74.40 | 0 | 26,594 |
| FLORIDA, MIDDLE | 7,747,401 | 335,831 | 8,083,232 | 2,152,997 | 487,641 | 32.60 | 389,474 | 5,053,120 |
| FLORIDA, SOUTHERN | 2,590,243 | 5,575,613 | 8,165,856 | 3,252,560 | 0 | 39.80 | 1,521,974 | 3,391,322 |
| GEORGIA, NORTHERN 1/ | 63,186 | 158,688 | 221,874 | 221,835 | 0 | 99.99 | 39 | 396,529 |
| GEORGIA, MIDDLE | 362,182 | 297,944 | 660,126 | 285,660 | 116,250 | 60.80 | 0 | 258,216 |
| GEORGIA, SOUTHERN | 453,789 | 288,588 | 742,377 | 101,579 | 141,991 | 32.80 | 110,242 | 388,565 |
| HAWAII | 0 | 0 | 0 | 0 | 0 | 00.00 | 0 | 0 |
| IDAHO | 1,557,696 | 3,644,175 | 5,201,871 | 1,532,027 | 52,629 | 30.40 | 349,343 | 3,267,872 |
| ILLINOIS, NORTHERN 1/ | 195,993 | 509,066 | 705,059 | 373,289 | 0 | 52.95 | 0 | 331,770 |
| ILLINOIS, SOUTHERN | 101,643 | 1,640,626 | 1,742,269 | 854,517 | 243,450 | 63.00 | 0 | 644,302 |
| ILLINOIS, CENTRAL | 334,951 | 469,577 | 804,528 | 146,504 | 80,679 | 28.20 | 180,816 | 396,529 |
| INDIANA, NORTHERN | 1,141,947 | 1,009,025 | 2,150,972 | 877,941 | 332,119 | 56.20 | 588,559 | 352,353 |
| INDIANA, SOUTHERN | 8,036,189 | 9,099,873 | 17,136,062 | 3,979,943 | 1,487,997 | 31.90 | 2,483,152 | 9,184,970 |
| IOWA, NORTHERN | 816,588 | 5,166,312 | 5,982,900 | 4,004,262 | 817,123 | 80.50 | 33,670 | 1,127,845 |
| IOWA, SOUTHERN | 1,290,467 | 761,013 | 2,051,480 | 434,124 | 479,145 | 44.50 | 77,037 | 1,061,174 |
| KANSAS | 1,007,506 | 95,999 | 1,103,505 | 59,350 | 0 | 05.30 | 399,214 | 644,941 |
| KENTUCKY, EASTERN | 5,718 | 21,865 | 27,583 | 22,865 | 0 | 82.80 | 0 | 4,718 |
| KENTUCKY, WESTERN | 59,623 | 91,724 | 151,347 | 43,793 | 36,578 | 53.10 | 8,347 | 62,629 |
| LOUISIANA, EASTERN 1/ | 4,062,714 | 1,705,922 | 5,768,636 | 1,090,425 | 70,907 | 18.91 | 121,865 | 4,485,439 |
| LOUISIANA, MIDDLE | 381,289 | 368,334 | 749,623 | 416,058 | 202,611 | 82.50 | 37,548 | 93,406 |
| LOUISIANA, WESTERN | 11,198,384 | 7,019,227 | 18,217,611 | 5,640,829 | 1,589,655 | 39.60 | 178,111 | 10,809,016 |
| MAINE | 28,922 | 1,133,660 | 1,162,582 | 1,162,582 | 0 | 00.00 | 0 | 0 |
| MARYLAND 1/ | 389,368 | 370,474 | 759,842 | 27,390 | 13,582 | 03.61 | 46,134 | 672,736 |
| MASSACHUSETTS 1/ | 150,672 | 167,626 | 318,298 | 225,645 | 0 | 70.90 | 96 | 92,557 |
| MICHIGAN, EASTERN 1/ | 16,943 | 153,568 | 170,511 | 900 | 0 | 00.53 | 0 | 159,611 |
| MICHIGAN, WESTERN | 342,691 | 0 | 342,691 | 0 | 0 | 00.00 | 0 | 342,691 |
| MINNESOTA | 0 | 0 | 0 | 0 | 0 | 00.00 | 0 | 0 |
| MISSISSIPPI, NORTHERN | 22,921 | 0 | 22,921 | 1,100 | 0 | 04.70 | 0 | 21,821 |
| MISSISSIPPI, SOUTHERN | 8,116 | 0 | 8,116 | 0 | 0 | 00.00 | 0 | 8,116 |
| MISSOURI, EASTERN | 0 | 0 | 0 | 0 | 0 | 00.00 | 0 | 0 |
| MISSOURI, WESTERN | 0 | 0 | 0 | 0 | 0 | 00.00 | 0 | 0 |
| MONTANA | 80,360 | 79,188 | 159,548 | 109,669 | 15,656 | 78.50 | 0 | 34,223 |
| NEBRASKA | 1,312,324 | 2,317,836 | 3,630,160 | 1,314,386 | 1,022,997 | 64.30 | 311,701 | 981,076 |
| NEVADA | 15,608 | 0 | 15,608 | 0 | 0 | 00.00 | 0 | 15,608 |
| NEW HAMPSHIRE | 3,471 | 0 | 3,471 | 0 | 0 | 00.00 | 0 | 3,471 |
| NEW MEXICO | 1,202,070 | 1,751,542 | 2,953,612 | 1,948,367 | 16,752 | 66.50 | 78,950 | 909,543 |
| NEW YORK, NORTHERN | 240,228 | 228,564 | 468,792 | 57,337 | 179,605 | 50.50 | 0 | 231,850 |
| NEW YORK, EASTERN | 0 | 1,026 | 1,026 | 0 | 0 | 00.00 | 0 | 0 |
| NEW YORK, SOUTHERN | 0 | 0 | 0 | 0 | 0 | 00.00 | 0 | 0 |
| NEW YORK, WESTERN | 17,717,856 | 80,485 | 17,798,341 | 5,166,728 | 12,499,298 | 99.20 | 102,632 | 29,683 |
| NORTH CAROLINA, EASTERN | 0 | 0 | 0 | 0 | 0 | 00.00 | 0 | 0 |
| NORTH CAROLINA, MIDDLE | 0 | 0 | 0 | 0 | 0 | 00.00 | 0 | 0 |
| NORTH CAROLINA, WESTERN | 0 | 0 | 0 | 0 | 0 | 00.00 | 0 | 0 |
| NORTH DAKOTA | 1,665,646 | 1,856,528 | 3,522,174 | 1,851,090 | 0 | 52.50 | 323,523 | 1,347,561 |
| OHIO, NORTHERN | 0 | 83,398 | 83,398 | 0 | 0 | 00.00 | 0 | 83,398 |
| OHIO, SOUTHERN | 11,949,952 | 2,777,528 | 14,627,480 | 1,702,395 | 190,307 | 12.90 | 13,541 | 12,721,237 |
| OKLAHOMA, NORTHERN | 1,640,934 | 1,240,625 | 2,881,559 | 1,643,271 | 205,310 | 64.10 | 3,363 | 1,029,615 |
| OKLAHOMA, EASTERN | 2,021,938 | 6,034,796 | 8,056,734 | 2,225,738 | 683,193 | 36.10 | 6,771 | 5,141,032 |
| OKLAHOMA, WESTERN | 0 | 0 | 0 | 0 | 0 | 00.00 | 0 | 0 |
| OREGON | 6,147 | 2,342,447 | 2,348,594 | 1,856,197 | 17,542 | 79.70 | 160,546 | 314,309 |
| PENNSYLVANIA, EASTERN 1/ | 3,997,809 | 1,488,412 | 5,486,221 | 3,024,198 | 501,070 | 55.13 | 371,253 | 1,599,700 |
| PENNSYLVANIA, MIDDLE | 0 | 27,844 | 27,844 | 0 | 0 | 00.00 | 0 | 27,844 |
| PENNSYLVANIA, WESTERN 1/ | 7,943,263 | 465,726 | 8,408,989 | 1,344,621 | 184,330 | 16.54 | 1,634,646 | 5,245,392 |
| PUERTO RICO | 5,460,654 | 600,067 | 6,060,721 | 753,409 | 901,012 | 27.20 | 504,295 | 3,932,005 |
| RHODE ISLAND | 0 | 0 | 0 | 0 | 0 | 00.00 | 0 | 0 |
| SOUTH CAROLINA | 0 | 0 | 0 | 0 | 0 | 00.00 | 0 | 0 |
| SOUTH DAKOTA | 84,150 | 98,230 | 182,380 | 98,230 | 0 | 00.00 | 0 | 0 |
| TENNESSEE, EASTERN | 0 | -4,460 | 79,690 | 33,383 | 0 | 41.80 | 4,810 | 41,497 |
| TENNESSEE, MIDDLE | 0 | 0 | 0 | 0 | 0 | 00.00 | 0 | 0 |
| TENNESSEE, WESTERN | 0 | 0 | 0 | 0 | 0 | 00.00 | 0 | 0 |
| TEXAS, NORTHERN | 0 | 0 | 0 | 0 | 0 | 00.00 | 0 | 0 |
| TEXAS, EASTERN | 0 | 860 | 860 | 0 | 0 | 00.00 | 860 | 0 |
| TEXAS, SOUTHERN | 0 | 0 | 0 | 0 | 0 | 00.00 | 0 | 0 |
| TEXAS, WESTERN | 46,596 | 0 | 46,596 | 2,600 | 0 | 05.50 | 0 | 43,996 |
| UTAH | 171,523 | 0 | 171,523 | 0 | 171,523 | 00.00 | 0 | 0 |
| VERMONT | 241,332 | 1,642,410 | 1,883,742 | 1,251,077 | 0 | 66.40 | 359,399 | 273,267 |
| VIRGINIA, EASTERN | 0 | 428,000 | 428,000 | 287,077 | 0 | 67.00 | 0 | 140,923 |
| VIRGINIA, WESTERN | 136,022 | 924,771 | 1,060,793 | 232,540 | 159,035 | 36.90 | 27,436 | 641,782 |
| WASHINGTON, EASTERN | 84,418 | 0 | 84,418 | 48,034 | 0 | 56.90 | 25,013 | 11,371 |
| WASHINGTON, WESTERN 1/ | 997,169 | 507,566 | 1,504,735 | 469,258 | 78,126 | 31.19 | 580,340 | 377,011 |
| WEST VIRGINIA, NORTHERN | 0 | 0 | 0 | 0 | 0 | 00.00 | 0 | 0 |
| WEST VIRGINIA, SOUTHERN | 0 | 0 | 0 | 0 | 0 | 00.00 | 0 | 0 |
| WISCONSIN, EASTERN | 1,077 | 636,961 | 638,038 | 636,961 | 0 | 99.80 | 0 | 1,077 |
| WISCONSIN, WESTERN | 2,298,454 | 6,868,721 | 9,167,175 | 2,096,977 | 798,213 | 31.50 | 522,130 | 5,749,855 |
| WYOMING | 508,234 | 3,005,521 | 3,513,755 | 196,317 | 0 | 05.50 | 64,145 | 3,253,293 |
| CANAL ZONE | 0 | 0 | 0 | 0 | 0 | 00.00 | 0 | 0 |
| GUAM | 115,298 | 157,292 | 272,590 | 424 | 0 | 00.10 | 0 | 272,166 |
| VIRGIN ISLANDS | 0 | 328,282 | 328,282 | 0 | 0 | 00.00 | 0 | 328,282 |
| ALL DISTRICTS | 107,733,415 | 80,662,824 | 188,396,239 | 58,813,087 | 24,970,410 | 34.30 | 12,279,455 | 92,333,287 |

1/ BEGINNING BALANCES WERE CHANGED TO REFLECT ADJUSTMENTS MADE DURING CONVERSION TO A NEW COMPUTER SYSTEM.

2/ DUE TO CONVERSION TO A NEW COMPUTER SYSTEM, DETAIL DATA FOR CALIFORNIA SOUTHERN AND NEW JERSEY WAS NOT AVAILABLE.

SEE PART VII FOR TOTALS.

TABLE 5

UNITED STATES ATTORNEYS FINANCIAL SUMMARY FISCAL YEAR ENDED SEPTEMBER 30, 1983

| | BALANCE FORWARDED FROM FY-82 | IMPOSED FY-83 | PART IV OTHER CIVIL TOTAL | JUDGMENTS COLLECTED FY-83 | RETURNED TO AGENCY FOR COLLECTION | RATE OF COLLECT | OTHER DECREASES | BALANCE FORWARDED TO FY-84 |
|-------------------------|------------------------------------|------------------|---------------------------------|---------------------------------|---|-----------------------|--------------------|----------------------------------|
| ALABAMA, NORTHERN | 3,778,111 | 2,418,167 | 6,196,278 | 2,672,251 | 263,825 | 47.30 | 124,347 | 3,135,855 |
| ALABAMA, MIDDLE | 264,613 | 127,467 | 392,080 | 131,065 | 4,459 | 34.50 | 99,739 | 156,817 |
| ALABAMA, SOUTHERN | 621,380 | 906,913 | 1,528,293 | 339,900 | 196,041 | 35.00 | 129,498 | 862,854 |
| ALASKA | 263,085 | 230,887 | 493,972 | 2,692 | 0 | 00.50 | 0 | 491,280 |
| ARIZONA | 43,374,452 | 984,152 | 44,358,604 | 2,470,630 | 66,375 | 05.70 | 686,205 | 41,135,394 |
| ARKANSAS, EASTERN | 1,984,273 | 2,623,544 | 4,607,817 | 372,868 | 81,122 | 11.30 | 453,887 | 3,089,940 |
| ARKANSAS, WESTERN | 633,392 | 214,771 | 848,163 | 99,809 | 4,291 | 12.20 | 63,567 | 650,496 |
| CALIFORNIA, NORTHERN | 6,426,081 | 4,288,045 | 10,714,126 | 3,864,670 | 81,888 | 36.80 | 638,916 | 6,128,652 |
| CALIFORNIA, CENTRAL | 1,454,895 | 19,545,840 | 21,000,695 | 2,514,518 | 3,000 | 11.98 | 1,693,320 | 16,789,857 |
| CALIFORNIA, EASTERN | 2,487,734 | 1,392,661 | 3,880,395 | 412,378 | 11,203 | 10.90 | 630,530 | 2,826,284 |
| COLORADO | 5,078,639 | 1,265,367 | 6,344,006 | 667,399 | 68,013 | 11.50 | 1,235,456 | 4,373,138 |
| CONNECTICUT | 1,643,586 | 1,241,073 | 2,884,659 | 512,143 | 3,112 | 17.80 | 142,367 | 2,227,037 |
| DELAWARE | 277,711 | 12,801 | 290,512 | 23,226 | 0 | 07.90 | 3,611 | 263,675 |
| DISTRICT OF COLUMBIA | 1,964,633 | 6,559,975 | 8,524,608 | 58,969 | 1,284 | 00.70 | 70,699 | 8,393,656 |
| FLORIDA, NORTHERN | 580,396 | 273,467 | 853,863 | 27,676 | 0 | 03.20 | 73,773 | 752,414 |
| FLORIDA, MIDDLE | 4,255,665 | 1,426,245 | 10,681,910 | 593,379 | 42,996 | 05.90 | 239,355 | 10,016,180 |
| FLORIDA, SOUTHERN | 19,495,782 | 3,941,514 | 23,437,296 | 697,643 | 490,420 | 05.00 | 168,666 | 22,090,567 |
| GEORGIA, NORTHERN | 1,676,011 | 2,158,920 | 4,034,931 | 647,017 | 1,113 | 16.04 | 1,888,369 | 1,500,432 |
| GEORGIA, MIDDLE | 1,284,446 | 497,561 | 1,782,007 | 60,320 | 1,042 | 03.40 | 583,917 | 1,136,728 |
| GEORGIA, SOUTHERN | 1,379,081 | 2,450,333 | 3,829,414 | 379,185 | 410,886 | 20.60 | 152,433 | 2,886,910 |
| HAWAII | 98,604 | 637,584 | 736,248 | 195,715 | 3,468 | 27.00 | 161,014 | 376,051 |
| IDAH0 | 4,359,422 | 2,403,978 | 6,763,400 | 2,195,116 | 428,255 | 38.70 | 3,904,316 | 3,904,316 |
| ILLINOIS, NORTHERN | 12,185,431 | 3,212,370 | 15,397,801 | 630,591 | 73,849 | 04.10 | 919,513 | 13,773,848 |
| ILLINOIS, SOUTHERN | 1,106,749 | 115,268 | 1,222,017 | 11,521 | 1,081 | 01.00 | 32,575 | 1,176,840 |
| ILLINOIS, CENTRAL | 770,562 | 1,001,431 | 1,771,993 | 453,851 | 3,204 | 25.70 | 477,453 | 837,485 |
| INDIANA, NORTHERN | 1,541,133 | 573,847 | 2,114,980 | 148,695 | 41,846 | 09.00 | 890,167 | 1,034,272 |
| INDIANA, SOUTHERN | 4,434,583 | 1,350,833 | 5,785,416 | 354,758 | 133,308 | 08.40 | 2,753,045 | 2,548,305 |
| IOWA, NORTHERN | 757,242 | 859,904 | 1,617,146 | 363,513 | 244,327 | 37.50 | 220,532 | 788,774 |
| IOWA, SOUTHERN | 2,534,935 | 375,612 | 2,910,597 | 188,134 | 2,687 | 06.50 | 561,014 | 2,158,762 |
| KANSAS | 6,722,027 | 3,833,945 | 10,555,972 | 3,592,177 | 1,389,903 | 47.10 | 1,117,928 | 4,455,964 |
| KENTUCKY, EASTERN | 1,332,514 | 1,225,218 | 2,557,732 | 1,027,081 | 15,240 | 40.70 | 245,957 | 1,269,454 |
| KENTUCKY, WESTERN | 1,150,793 | 411,975 | 1,562,768 | 156,730 | 42,224 | 12.70 | 3,354 | 1,360,460 |
| LOUISIANA, EASTERN | 1,723,110 | 803,228 | 2,526,338 | 223,798 | 4,274 | 08.86 | 61,181 | 2,237,075 |
| LOUISIANA, MIDDLE | 1,517,358 | 803,030 | 2,320,418 | 597,313 | 251,745 | 36.50 | 131,590 | 1,339,780 |
| LOUISIANA, WESTERN | 3,052,643 | 438,936 | 3,491,579 | 948,821 | 14,922 | 27.60 | 705,322 | 1,822,514 |
| MAINE | 639,118 | 815,438 | 1,454,556 | 479,892 | 8,936 | 33.60 | 488,994 | 476,734 |
| MARYLAND | 11,678,011 | 2,275,178 | 14,153,169 | 900,839 | 284,592 | 06.37 | 697,914 | 12,259,844 |
| MASSACHUSETTS | 0 | 3,004,520 | 3,004,520 | 355,297 | 68,436 | 11.83 | 221,199 | 2,359,588 |
| MICHIGAN, EASTERN | 23,336,975 | 6,134,478 | 29,471,453 | 2,757,857 | 136,857 | 09.36 | 5,643,777 | 20,932,962 |
| MICHIGAN, WESTERN | 3,982,207 | 437,371 | 4,419,578 | 59,196 | 58,721 | 02.60 | 748,645 | 3,553,016 |
| MINNESOTA | 4,019,338 | 2,264,365 | 6,283,673 | 266,465 | 360,467 | 09.90 | 102,611 | 5,554,135 |
| MISSISSIPPI, NORTHERN | 612,158 | 768,750 | 1,380,908 | 57,247 | 15,233 | 05.20 | 565,826 | 742,602 |
| MISSISSIPPI, SOUTHERN | 6,524,676 | 755,989 | 7,280,665 | 1,210,062 | 60,887 | 17.40 | 423,361 | 5,596,555 |
| MISSOURI, EASTERN | 2,789,995 | 772,667 | 3,562,662 | 240,546 | 69,376 | 08.60 | 426,764 | 2,825,996 |
| MISSOURI, WESTERN | 4,418,679 | 2,494,074 | 6,912,753 | 392,998 | 8,204 | 05.80 | 1,305,507 | 5,206,044 |
| MONTANA | 677,552 | 454,954 | 1,132,506 | 127,360 | 87,922 | 19.00 | 119,430 | 797,794 |
| NEBRASKA | 782,749 | 1,147,484 | 1,930,233 | 812,386 | 121,528 | 48.30 | 277,156 | 719,163 |
| NEVADA | 7,461,075 | 197,757 | 7,658,832 | 161,223 | 156,044 | 04.10 | 4,452,278 | 2,899,287 |
| NEW HAMPSHIRE | 708,982 | 23,500 | 732,482 | 22,958 | 0 | 03.10 | -405 | 709,929 |
| NEW MEXICO | 2,971,939 | 12,791,759 | 15,763,668 | 465,560 | 99,837 | 02.20 | 420,006 | 14,838,265 |
| NEW YORK, NORTHERN | 9,170,056 | 109,395 | 9,279,451 | 26,694 | 1,094 | 00.20 | 9,611 | 9,242,050 |
| NEW YORK, EASTERN | 9,083,087 | 3,035,041 | 12,118,128 | 1,660,851 | 798 | 13.80 | 1,737,049 | 8,699,430 |
| NEW YORK, SOUTHERN | 87,196,200 | 25,754,635 | 112,910,835 | 7,341,829 | 0 | 06.50 | 46,396,573 | 59,172,433 |
| NEW YORK, WESTERN | 4,762,138 | 1,354,157 | 6,116,295 | 223,239 | 56,873 | 04.90 | 962,324 | 4,373,859 |
| NORTH CAROLINA, EASTERN | 654,346 | 712,680 | 1,366,726 | 152,050 | 9,136 | 11.80 | 174,792 | 1,029,948 |
| NORTH CAROLINA, MIDDLE | 1,095,856 | 6,978,039 | 8,073,895 | 929,832 | 43,109 | 12.00 | 154,713 | 6,946,241 |
| NORTH CAROLINA, WESTERN | 843,534 | 355,936 | 1,239,520 | 106,230 | 39,941 | 11.70 | 47,998 | 1,045,351 |
| NORTH DAKOTA | 875,043 | 292,730 | 1,167,773 | 87,009 | 24,539 | 09.50 | 181,730 | 874,095 |
| OHIO, NORTHERN | 5,249,127 | 947,588 | 6,196,715 | 44,147 | 29,096 | 01.10 | 894,796 | 5,228,676 |
| OHIO, SOUTHERN | 2,272,021 | 4,331,406 | 6,603,927 | 641,585 | 1,877,370 | 38.10 | 219,103 | 3,866,869 |
| OKLAHOMA, NORTHERN | 1,882,523 | 471,767 | 2,354,290 | 352,050 | 123,988 | 20.20 | 696,417 | 1,191,835 |
| OKLAHOMA, EASTERN | 429,309 | 1,792,675 | 2,221,984 | 55,039 | 44,820 | 04.40 | 66,022 | 2,056,103 |
| OKLAHOMA, WESTERN | 1,931,991 | 505,199 | 2,407,180 | 157,315 | 24,409 | 07.50 | 607,299 | 1,618,157 |
| OREGON | 1,158,206 | 1,279,194 | 2,437,400 | 214,678 | 1,326 | 08.80 | 420,804 | 1,800,592 |
| PENNSYLVANIA, EASTERN | 8,495,800 | 2,019,771 | 10,515,571 | 1,205,107 | 222,778 | 11.46 | 1,170,558 | 7,917,128 |
| PENNSYLVANIA, MIDDLE | 10,477,280 | 1,105,601 | 17,582,881 | 3,309,422 | 3,526,307 | 38.80 | 324,445 | 10,422,707 |
| PENNSYLVANIA, WESTERN | 6,905,499 | 5,907,659 | 12,813,158 | 1,598,468 | 549,297 | 12.48 | 592,671 | 10,072,722 |
| Puerto Rico | 3,301,115 | 1,203,923 | 4,505,038 | 437,298 | 444,173 | 19.50 | 108,761 | 3,514,806 |
| RHODE ISLAND | 664,921 | 2,127,639 | 2,792,560 | 33,382 | 6,650 | 01.40 | 1,880,715 | 871,813 |
| SOUTH CAROLINA | 3,324,074 | 1,360,601 | 4,684,675 | 132,892 | 5,826 | 02.90 | 967,400 | 3,578,557 |
| SOUTH DAKOTA | 502,457 | 1,147,838 | 1,650,295 | 35,784 | 281 | 02.10 | 572,196 | 1,042,034 |
| TENNESSEE, EASTERN | 128,474 | 13,111 | 141,585 | 17,397 | 42,250 | 42.10 | 27,782 | 54,156 |
| TENNESSEE, MIDDLE | 1,225,579 | 2,675,153 | 3,900,732 | 625,296 | 36,359 | 16.90 | 283,873 | 2,955,204 |
| TENNESSEE, WESTERN | 723,492 | 301,477 | 1,024,964 | 149,629 | 4,059 | 14.90 | 29,779 | 841,497 |
| TEXAS, NORTHERN | 62,937,378 | 1,773,921 | 64,711,299 | 796,599 | 62,747 | 01.30 | 5,946,011 | 57,935,942 |
| TEXAS, EASTERN | 3,611,646 | 976,570 | 4,588,216 | 508,758 | 727,183 | 26.90 | 280,593 | 3,071,682 |
| TEXAS, SOUTHERN | 8,599,577 | 6,112,198 | 14,711,775 | 480,503 | 13,060 | 03.30 | 165,966 | 14,052,244 |
| TEXAS, WESTERN | 5,909,927 | 1,083,209 | 6,993,136 | 296,317 | 84,774 | 05.40 | 416,501 | 6,195,544 |
| UTAH | 17,026,279 | 1,156,569 | 18,182,848 | 3,844,427 | 891,065 | 26.00 | 12,264,720 | 1,182,636 |
| VERMONT | 243,324 | 30,728 | 274,052 | 10,609 | 32,229 | 15.60 | 11,902 | 219,312 |
| VIRGINIA, EASTERN | 4,632,652 | 4,273,624 | 8,906,276 | 3,461,903 | 129,352 | 40.30 | 1,752,965 | 3,552,056 |
| VIRGINIA, WESTERN | 726,149 | 260,144 | 986,293 | 85,909 | 49,177 | 13.60 | 82,426 | 768,781 |
| WASHINGTON, EASTERN | 412,350 | 380,799 | 793,149 | 105,418 | 201,719 | 38.70 | 110,475 | 375,537 |
| WASHINGTON, WESTERN | 1,686,090 | 6,873,234 | 8,559,324 | 3,434,927 | 1,409,500 | 40.00 | 705,585 | 3,039,312 |
| WEST VIRGINIA, NORTHERN | 370,713 | 0 | 370,713 | 1,160 | 2,209 | 00.90 | 245 | 367,099 |
| WEST VIRGINIA, SOUTHERN | 2,615,229 | 1,528,136 | 4,143,365 | 128,136 | 0 | 03.00 | 33,363 | 3,981,866 |
| WISCONSIN, EASTERN | 2,640,514 | 77,356 | 2,717,870 | 177,999 | 4,859 | 06.70 | 26,491 | 2,508,221 |
| WISCONSIN, WESTERN | 1,182,474 | 1,351,384 | 2,533,858 | 205,906 | 47,893 | 10.00 | 751,370 | 1,528,689 |
| WYOMING | 3,274,837 | 1,789,428 | 5,064,265 | 1,408,253 | 25,581 | 28.30 | 3,294,204 | 336,227 |
| CANAL ZONE | 2,020 | 0 | 2,020 | 2,020 | 0 | 00.00 | 0 | 0 |
| GUAM | 9,909 | 7,573 | 17,482 | 3,483 | 0 | 19.90 | 0 | 13,999 |
| VIRGIN ISLANDS | 258,384 | 0 | 258,384 | 2,335 | 0 | 00.90 | 256,049 | 0 |
| ALL DISTRICTS | 502,180,086 | 197,603,749 | 699,983,835 | 70,398,125 | 16,714,665 | 10.70 | 117,911,353 | 494,959,692 |

1/ BEGINNING BALANCES WERE CHANGED TO REFLECT ADJUSTMENTS MADE DURING CONVERSION TO A NEW COMPUTER SYSTEM.

2/ DUE TO CONVERSION TO A NEW COMPUTER SYSTEM, DETAIL DATA FOR CALIFORNIA SOUTHERN AND NEW JERSEY WAS NOT AVAILABLE. SEE PART VII FOR TOTALS.

TABLE 5

UNITED STATES ATTORNEYS FINANCIAL SUMMARY FISCAL YEAR ENDED SEPTEMBER 30, 1983

| | BALANCE FORWARDED FROM FY-82 | IMPOSED FY-83 | PART V TOTAL | BONDS FORFEITED COLLECTED FY-83 | RETURNED TO AGENCY FOR COLLECTION | RATE OF COLLECT | OTHER DECREASES | BALANCE FORWARDED TO FY-84 |
|--------------------------|------------------------------------|------------------|-----------------|--|---|-----------------------|--------------------|----------------------------------|
| ALABAMA, NORTHERN | 0 | 27,091 | 27,091 | 2,116 | 0 | 07.80 | 0 | 24,975 |
| ALABAMA, MIDDLE | 2,153 | 10,000 | 12,153 | 2,700 | 0 | 22.20 | 2,153 | 7,300 |
| ALABAMA, SOUTHERN | 180,870 | 20,000 | 200,870 | 30,870 | 0 | 15.30 | 0 | 170,000 |
| ALASKA | 30,000 | 0 | 30,000 | 0 | 0 | 00.00 | 0 | 30,000 |
| ARIZONA | 925,710 | 106,616 | 1,032,326 | 117,491 | 0 | 11.30 | 306,890 | 607,945 |
| ARKANSAS, EASTERN | 12,600 | 21,800 | 34,400 | 4,400 | 0 | 12.70 | 0 | 30,000 |
| ARKANSAS, WESTERN | 0 | 0 | 0 | 0 | 0 | 00.00 | 0 | 0 |
| CALIFORNIA, NORTHERN | 387,415 | 1,601,654 | 1,989,069 | 571,797 | 0 | 28.70 | 44,500 | 1,372,772 |
| CALIFORNIA, CENTRAL 1/ | 1,032,763 | 1,713,842 | 2,746,605 | 553,072 | 0 | 29.34 | 384,451 | 1,809,082 |
| CALIFORNIA, EASTERN | 211,270 | 0 | 211,270 | 8,650 | 0 | 04.00 | 4,500 | 198,120 |
| COLORADO | 405,000 | 30,427 | 435,427 | 0 | 0 | 00.00 | 284,000 | 151,427 |
| CONNECTICUT | 2,500 | 30,000 | 32,500 | 30,000 | 0 | 92.30 | 0 | 2,500 |
| DELAWARE | 0 | 0 | 0 | 0 | 0 | 00.00 | 0 | 0 |
| DISTRICT OF COLUMBIA | 15,860 | 6,000 | 21,860 | 1,400 | 0 | 06.40 | 6,000 | 14,460 |
| FLORIDA, NORTHERN | 45,000 | 5,000 | 50,000 | 5,142 | 0 | 10.20 | 0 | 44,858 |
| FLORIDA, MIDDLE | 295,569 | 125,000 | 420,569 | 10,100 | 0 | 02.40 | 170,908 | 239,561 |
| FLORIDA, SOUTHERN | 2,365,005 | 6,326,533 | 8,691,538 | 2,615,554 | 0 | 30.00 | 0 | 6,075,984 |
| GEORGIA, NORTHERN 1/ | 366,194 | 154,590 | 520,784 | 124,276 | 0 | 23.87 | 64,178 | 332,330 |
| GEORGIA, MIDDLE | 0 | 0 | 0 | 0 | 0 | 00.00 | 0 | 0 |
| GEORGIA, SOUTHERN | 301,460 | 0 | 301,460 | 10 | 0 | 00.00 | 291,460 | 9,990 |
| HAWAII | 27,118 | 0 | 27,118 | 0 | 0 | 00.00 | 0 | 27,118 |
| IAHOD | 8,550 | 75,000 | 83,550 | 0 | 0 | 00.00 | 900 | 82,650 |
| ILLINOIS, NORTHERN 1/ | 3,030,152 | 19,400 | 3,049,552 | 8,935 | 0 | 00.30 | 11,250 | 3,029,367 |
| ILLINOIS, SOUTHERN | 0 | 0 | 0 | 0 | 0 | 00.00 | 0 | 0 |
| ILLINOIS, CENTRAL | 6,500 | 100,000 | 106,500 | 100,000 | 0 | 93.80 | 6,500 | 0 |
| INDIANA, NORTHERN | 240,300 | 20,000 | 260,300 | 500 | 0 | 00.10 | 0 | 259,800 |
| INDIANA, SOUTHERN | 28,912 | 35,000 | 63,912 | 582 | 0 | 00.90 | 520 | 62,810 |
| IOWA, NORTHERN | 9,000 | 0 | 9,000 | 0 | 0 | 00.00 | 0 | 9,000 |
| IOWA, SOUTHERN | 261,680 | 4,500 | 266,180 | 26,895 | 0 | 10.10 | 900 | 236,385 |
| KANSAS | 41,270 | 1,000 | 42,270 | 1,000 | 0 | 02.30 | 0 | 41,270 |
| KENTUCKY, EASTERN | 55,248 | 0 | 55,248 | 600 | 0 | 01.00 | 10,140 | 44,508 |
| KENTUCKY, WESTERN | 98,225 | 0 | 98,225 | 0 | 0 | 00.00 | 0 | 98,225 |
| LOUISIANA, EASTERN 1/ | 130,500 | 40,688 | 171,188 | 40,688 | 0 | 23.77 | 0 | 130,500 |
| LOUISIANA MIDDLE | 0 | 0 | 0 | 0 | 0 | 00.00 | 0 | 0 |
| LOUISIANA, WESTERN | 15,000 | 1,000,000 | 1,015,000 | 0 | 0 | 00.00 | 15,000 | 1,000,000 |
| MAINE | 211,580 | 0 | 211,580 | 325 | 0 | 00.10 | 24,000 | 187,255 |
| MARYLAND 1/ | 15,250 | 0 | 15,250 | 0 | 0 | 00.00 | 0 | 15,250 |
| MASSACHUSETTS 1/ | 3,974 | 84,527 | 88,501 | 51,000 | 0 | 57.63 | 5,000 | 32,501 |
| MICHIGAN, EASTERN 1/ | 1,091,769 | 44,000 | 1,135,769 | 341,542 | 0 | 30.08 | 400,432 | 393,795 |
| MICHIGAN, WESTERN | 0 | 5,000 | 5,000 | 0 | 0 | 00.00 | 0 | 5,000 |
| MINNESOTA | 0 | 2,250 | 2,250 | 0 | 0 | 00.00 | 0 | 2,250 |
| MISSISSIPPI, NORTHERN | 5,000 | 10,000 | 15,000 | 0 | 0 | 00.00 | 5,000 | 10,000 |
| MISSISSIPPI, SOUTHERN | 5,000 | 0 | 5,000 | 0 | 0 | 00.00 | 0 | 5,000 |
| MISSOURI, EASTERN | 414,025 | 100,000 | 514,025 | 26,600 | 0 | 05.10 | 194,500 | 292,925 |
| MISSOURI, WESTERN | 22,600 | 16,950 | 39,550 | 10,000 | 0 | 25.20 | 22,000 | 7,550 |
| MONTANA | 0 | 2,000 | 2,000 | 530 | 0 | 26.50 | 0 | 1,470 |
| NEBRASKA | 5,620 | 900 | 6,500 | 0 | 0 | 00.00 | 5,600 | 900 |
| NEVADA | 308,100 | 155,506 | 463,606 | -12,156 | 0 | 02.60 | 30,676 | 445,086 |
| NEW HAMPSHIRE | 0 | 0 | 0 | 0 | 0 | 00.00 | 0 | 0 |
| NEW MEXICO | 144,450 | 204,000 | 348,450 | 2,000 | 0 | 00.50 | 38,600 | 307,850 |
| NEW YORK, NORTHERN | 0 | 0 | 0 | 0 | 0 | 00.00 | 0 | 0 |
| NEW YORK, EASTERN | 401,875 | 177,500 | 579,375 | 57,253 | 0 | 09.80 | 22,500 | 499,622 |
| NEW YORK, SOUTHERN | 1,278,995 | 1,805,756 | 3,084,751 | 1,330,546 | 0 | 43.10 | 251,395 | 1,502,810 |
| NEW YORK, WESTERN | 17,930 | 21,000 | 38,930 | 2,334 | 0 | 06.00 | 19,000 | 17,566 |
| NORTH CAROLINA, EASTERN | 0 | 0 | 0 | 0 | 0 | 00.00 | 0 | 0 |
| NORTH CAROLINA, MIDDLE | 0 | 75,000 | 75,000 | 7,500 | 0 | 10.00 | 0 | 67,500 |
| NORTH CAROLINA, WESTERN | 0 | 0 | 0 | 0 | 0 | 00.00 | 0 | 0 |
| NORTH DAKOTA | 0 | 0 | 0 | 0 | 0 | 00.00 | 0 | 0 |
| OHIO, NORTHERN | 13,833 | 0 | 13,833 | 0 | 0 | 00.00 | 0 | 13,833 |
| OHIO, SOUTHERN | 12,300 | 6,035 | 18,335 | 0 | 0 | 00.00 | 0 | 18,335 |
| OKLAHOMA, NORTHERN | 41,800 | -12,000 | 29,800 | 0 | 0 | 00.00 | 25,000 | 4,800 |
| OKLAHOMA, EASTERN | 30,000 | 0 | 30,000 | 0 | 0 | 00.00 | 20,000 | 10,000 |
| OKLAHOMA, WESTERN | 222,000 | 9,000 | 231,000 | 54,000 | 0 | 23.30 | 0 | 177,000 |
| OREGON | 70,523 | 80,018 | 150,541 | 26,000 | 0 | 17.20 | 20,818 | 103,723 |
| PENNSYLVANIA, EASTERN 1/ | 500 | 5,000 | 5,500 | 1,000 | 0 | 18.19 | 0 | 4,500 |
| PENNSYLVANIA, MIDDLE | 2,500 | 0 | 2,500 | 560 | 0 | 22.40 | 0 | 1,940 |
| PENNSYLVANIA, WESTERN 1/ | 217,336 | 0 | 217,336 | 14,085 | 0 | 06.48 | 5,000 | 198,251 |
| PUERTO RICO | 56,915 | 75,000 | 131,915 | 74,930 | 0 | 56.80 | 0 | 56,985 |
| RHODE ISLAND | 1,000 | 0 | 1,000 | 0 | 0 | 00.00 | 0 | 1,000 |
| SOUTH CAROLINA | 928,337 | 22,000 | 950,337 | 105,500 | 0 | 11.10 | 0 | 844,837 |
| SOUTH DAKOTA | 0 | 0 | 0 | 0 | 0 | 00.00 | 0 | 0 |
| TENNESSEE, EASTERN | 4,250 | 51,535 | 55,785 | 1,950 | 0 | 03.40 | 0 | 53,835 |
| TENNESSEE, MIDDLE | 0 | 155,340 | 155,340 | 122,406 | 0 | 78.70 | 0 | 32,934 |
| TENNESSEE, WESTERN | 25,000 | 0 | 25,000 | 0 | 0 | 00.00 | 5,000 | 20,000 |
| TEXAS, NORTHERN | 722,823 | 222,681 | 945,504 | 212,748 | 0 | 22.50 | 10,000 | 722,756 |
| TEXAS, EASTERN | 17,550 | 0 | 17,550 | 500 | 0 | 02.80 | 0 | 17,050 |
| TEXAS, SOUTHERN | 8,761,498 | 499,600 | 9,261,098 | -114,694 | 0 | 01.20 | 129,720 | 9,246,072 |
| TEXAS, WESTERN | 1,203,878 | 578,335 | 1,782,213 | 65,515 | 0 | 03.60 | 161,550 | 1,555,148 |
| UTAH | 12,500 | 0 | 12,500 | 0 | 0 | 00.00 | 0 | 12,500 |
| VERMONT | 0 | 110,000 | 110,000 | 0 | 0 | 00.00 | 10,000 | 100,000 |
| VIRGINIA, EASTERN | 54,499 | 327,043 | 381,542 | 286,043 | 0 | 74.90 | 65,999 | 29,500 |
| VIRGINIA, WESTERN | 74,600 | 0 | 74,600 | 0 | 0 | 00.00 | 0 | 74,600 |
| WASHINGTON, EASTERN | 0 | 0 | 0 | 0 | 0 | 00.00 | 0 | 0 |
| WASHINGTON, WESTERN 1/ | 0 | 0 | 0 | 0 | 0 | 00.00 | 0 | 0 |
| WEST VIRGINIA, NORTHERN | 0 | 0 | 0 | 0 | 0 | 00.00 | 0 | 0 |
| WEST VIRGINIA, SOUTHERN | 84,500 | 0 | 84,500 | 0 | 0 | 00.00 | 0 | 84,500 |
| WISCONSIN, EASTERN | 3,000 | 0 | 3,000 | 10 | 0 | 00.30 | 0 | 2,990 |
| WISCONSIN, WESTERN | 5,750 | 0 | 5,750 | 0 | 0 | 00.00 | 0 | 5,750 |
| WYOMING | 765 | 0 | 765 | 275 | 0 | 35.90 | 0 | 490 |
| CANAL ZONE | 0 | 0 | 0 | 0 | 0 | 00.00 | 0 | 0 |
| GUAM | 0 | 0 | 0 | 0 | 0 | 00.00 | 0 | 0 |
| VIRGIN ISLANDS | 80,400 | -2,700 | 77,700 | 75,000 | 0 | 96.50 | 2,700 | 0 |
| ALL DISTRICTS | 27,105,999 | 16,305,417 | 43,411,416 | 7,000,080 | 0 | 13.90 | 3,078,740 | 33,332,596 |

1/ BEGINNING BALANCES WERE CHANGED TO REFLECT ADJUSTMENTS MADE DURING CONVERSION TO A NEW COMPUTER SYSTEM.

2/ DUE TO CONVERSION TO A NEW COMPUTER SYSTEM, DETAIL DATA FOR CALIFORNIA SOUTHERN AND NEW JERSEY WAS NOT AVAILABLE. SEE PART VII FOR TOTALS.

TABLE 5

UNITED STATES ATTORNEYS FINANCIAL SUMMARY FISCAL YEAR ENDED SEPTEMBER 30, 1983

| | BALANCE FORWARDED FROM FY-82 | PART VI IMPOSED FY-83 | PRE-JUDGMENT TOTAL | CIVIL CLAIMS COLLECTED FY-83 | RETURNED TO AGENCY FOR COLLECTION | RATE OF COLLECT | OTHER DECREASES | BALANCE FORWARDED TO FY-84 |
|--------------------------|------------------------------------|-----------------------------|-----------------------|------------------------------------|---|-----------------------|--------------------|----------------------------------|
| ALABAMA, NORTHERN | 1,256,602 | 5,520,666 | 6,777,268 | 1,821,489 | 285,381 | 31.00 | 444,226 | 4,226,172 |
| ALABAMA, MIDDLE | 126,131 | 2,136,659 | 2,262,790 | 155,418 | 60,055 | 09.50 | 78,406 | 1,968,881 |
| ALABAMA, SOUTHERN | 1,774,916 | 2,469,105 | 4,244,021 | 357,201 | 5,051 | 08.50 | 283,557 | 3,598,212 |
| ALASKA | 146,627 | 41,751 | 188,378 | 30,584 | 0 | 16.20 | 0 | 157,794 |
| ARIZONA | 948,452 | 929,930 | 1,878,382 | 533,104 | 23,931 | 29.60 | 667,059 | 654,288 |
| ARKANSAS, EASTERN | 1,106,464 | 48,700 | 1,155,164 | 28,524 | 15,384 | 03.80 | 174,565 | 936,691 |
| ARKANSAS, WESTERN | 121,225 | 128,373 | 249,598 | 39,747 | 13,805 | 21.40 | 66,218 | 129,328 |
| CALIFORNIA, NORTHERN | 677,787 | 193,446 | 1,071,233 | 112,610 | 21,589 | 12.50 | 73,968 | 858,066 |
| CALIFORNIA, CENTRAL 1/ | 5,200,836 | 8,534,738 | 13,735,574 | 2,520,639 | 16,286 | 18.36 | 1,206,270 | 9,992,379 |
| CALIFORNIA, EASTERN | 637,257 | 828,384 | 1,465,641 | 589,608 | 232,941 | 56.10 | 432,286 | 210,806 |
| COLORADO | 24,218 | 1,341,774 | 1,365,992 | 184,159 | 3,392 | 13.70 | 176,631 | 1,001,810 |
| CONNECTICUT | 1,045,193 | 99,671 | 1,144,864 | 75,718 | 3,043 | 06.80 | 115,045 | 951,058 |
| DELAWARE | 3,911 | 8,671 | 12,582 | 4,307 | 0 | 34.20 | 75 | 8,200 |
| DISTRICT OF COLUMBIA | 497,095 | 174,841 | 671,936 | 72,082 | 0 | 10.70 | 54,349 | 545,505 |
| FLORIDA, NORTHERN | 226,001 | 627,956 | 853,957 | 200,470 | 6,386 | 24.20 | 80,111 | 566,990 |
| FLORIDA, MIDDLE | 1,913,531 | 803,820 | 2,717,351 | 777,310 | 106,401 | 32.50 | 193,561 | 1,640,099 |
| FLORIDA, SOUTHERN | 1,200,657 | 2,521,579 | 3,722,236 | 2,306,104 | 30,555 | 62.70 | 897,673 | 487,904 |
| GEORGIA, NORTHERN 1/ | 1,381,601 | 3,276,719 | 4,658,320 | 1,767,900 | 691,591 | 37.96 | 112,944 | 2,085,885 |
| GEORGIA, MIDDLE | 811,844 | 3,664,588 | 4,476,432 | 389,306 | 1,521 | 08.70 | 935,652 | 3,149,953 |
| GEORGIA, SOUTHERN | 717,838 | 2,132,617 | 2,850,455 | 135,576 | 115,742 | 08.80 | 589,333 | 2,009,804 |
| HAWAII | 81,922 | 311,629 | 393,551 | 129,537 | 33,319 | 41.30 | 50,269 | 180,426 |
| IOWA | 714,810 | 434,043 | 1,148,853 | 260,114 | 131,147 | 34.00 | 195,376 | 552,216 |
| ILLINOIS, NORTHERN 1/ | 2,416,524 | 2,595,744 | 5,012,268 | 769,015 | 262,314 | 15.33 | 173,069 | 3,808,870 |
| ILLINOIS, SOUTHERN | 59,770 | 150,528 | 210,298 | 34,967 | 0 | 16.60 | 619 | 174,712 |
| ILLINOIS, CENTRAL | 125,363 | 87,924 | 213,287 | 66,815 | 26,998 | 43.90 | 17,174 | 132,300 |
| INDIANA, NORTHERN | 1,847,234 | 4,654,675 | 6,501,909 | 1,838,211 | 302,494 | 32.90 | 1,486,484 | 2,874,720 |
| INDIANA, SOUTHERN | 207,375 | 70,998 | 288,373 | 27,607 | 2,801 | 10.60 | 100,915 | 155,050 |
| IOWA, NORTHERN | 360,345 | 810,706 | 1,171,051 | 241,357 | 67,892 | 26.40 | 372,747 | 499,057 |
| IOWA, SOUTHERN | 252,233 | 1,668,858 | 1,921,091 | 686,493 | 20,287 | 36.70 | 810,318 | 433,993 |
| KANSAS | 4,039,537 | 5,693,734 | 9,733,271 | 1,300,255 | 154,595 | 14.90 | 1,775,294 | 6,503,127 |
| KENTUCKY, EASTERN | 97,075 | 333,755 | 430,830 | 230,084 | 25,234 | 59.20 | 63,385 | 112,127 |
| KENTUCKY, WESTERN | 590,526 | 346,650 | 937,176 | 124,501 | 181,149 | 32.60 | 34,352 | 597,174 |
| LOUISIANA, EASTERN 1/ | 201,026 | 1,235,296 | 1,436,322 | 139,804 | 2,819 | 09.56 | 42,127 | 1,251,572 |
| LOUISIANA, MIDDLE | 181,855 | 415,528 | 597,383 | 330,137 | 18,801 | 58.40 | 32,571 | 215,874 |
| LOUISIANA, WESTERN | 1,726,381 | 3,900,353 | 5,626,734 | 1,191,075 | 46,617 | 21.90 | 1,917,214 | 2,471,828 |
| MAINE | 303,382 | 42,509 | 345,891 | 9,527 | 6,241 | 04.50 | 16,301 | 313,822 |
| MARYLAND 1/ | 11,972,950 | 6,384,989 | 18,357,939 | 2,373,598 | 1,930,392 | 12.93 | 2,139,560 | 11,914,389 |
| MASSACHUSETTS 1/ | 0 | 12,233,645 | 12,233,645 | 479,506 | 76,527 | 03.92 | 92,540 | 11,585,072 |
| MICHIGAN, EASTERN 1/ | 137,964 | 5,958,282 | 6,096,246 | 504,032 | 603,147 | 08.27 | 244,530 | 4,744,537 |
| MICHIGAN, WESTERN | 14,969,394 | 333,360 | 15,302,754 | 416,480 | 156,521 | 03.70 | 5,428,924 | 9,300,829 |
| MINNESOTA | 226,547 | 206,121 | 432,668 | 189,449 | 60,093 | 57.60 | 75,986 | 107,140 |
| MISSISSIPPI, NORTHERN | 131,272 | 606,605 | 737,877 | 114,227 | 0 | 15.40 | 427,811 | 195,839 |
| MISSISSIPPI, SOUTHERN | 2,057,935 | 1,610,985 | 3,668,920 | 477,643 | 784,526 | 34.40 | 214,191 | 2,192,530 |
| MISSOURI, EASTERN | 610,416 | 1,886,632 | 2,497,048 | 1,546,263 | 30,160 | 63.10 | 341,487 | 579,138 |
| MISSOURI, WESTERN | 156,269 | 1,230,713 | 1,386,982 | 529,896 | 41,659 | 41.20 | 373,994 | 441,433 |
| MONTANA | 635,534 | 2,983,465 | 3,618,999 | 718,329 | 3,762 | 19.90 | 403,630 | 2,493,271 |
| NEBRASKA | 185,426 | 2,195,113 | 2,380,539 | 671,744 | 935,972 | 67.50 | 566,532 | 236,292 |
| NEVADA | 403,022 | 79,882 | 482,884 | 69,972 | 65,877 | 28.10 | 90,451 | 256,584 |
| NEW HAMPSHIRE | 60,647 | 81,105 | 141,752 | 68,142 | 2,271 | 48.20 | 19,183 | 54,156 |
| NEW MEXICO | 479,939 | 676,273 | 1,156,212 | 604,992 | 22,874 | 54.30 | 169,148 | 359,198 |
| NEW YORK, NORTHERN | 234,709 | 77,424 | 312,133 | 61,332 | 5,373 | 23.60 | 17,160 | 198,268 |
| NEW YORK, EASTERN | 2,625,485 | 12,571,466 | 15,196,951 | 3,441,823 | 2,264 | 22.60 | 53,191 | 11,699,673 |
| NEW YORK, SOUTHERN | 3,000,477 | 1,732,478 | 4,732,955 | 1,872,360 | 0 | 39.50 | 1,739,457 | 1,121,138 |
| NEW YORK, WESTERN | 2,255,331 | 602,473 | 2,857,774 | 1,027,967 | 322,871 | 47.20 | 336,539 | 1,170,397 |
| NORTH CAROLINA, EASTERN | 587 | 42,900 | 43,487 | 38,097 | 1,458 | 91.00 | 3,892 | 0 |
| NORTH CAROLINA, MIDDLE | 395,334 | 677,323 | 1,072,657 | 329,079 | 30,676 | 33.50 | 182,167 | 530,735 |
| NORTH CAROLINA, WESTERN | 5,030,815 | 75,713 | 5,106,528 | 112,576 | 214,011 | 06.30 | 4,090,206 | 689,735 |
| NORTH DAKOTA | 2,344,868 | 1,531,478 | 3,876,346 | 640,141 | 634,658 | 35.60 | 197,840 | 2,133,707 |
| OHIO, NORTHERN | 958,512 | 307,600 | 1,266,112 | 68,965 | 95,633 | 13.00 | 244,868 | 856,646 |
| OHIO, SOUTHERN | 22,033,967 | 320,442 | 22,354,409 | 343,739 | 264,405 | 02.70 | 1,389,205 | 20,357,060 |
| OKLAHOMA, NORTHERN | 1,080,185 | 948,239 | 2,028,424 | 566,851 | 7,410 | 28.30 | 461,134 | 993,029 |
| OKLAHOMA, EASTERN | 403,392 | 1,050,526 | 1,453,918 | 154,681 | 15,541 | 11.70 | 284,581 | 999,115 |
| OKLAHOMA, WESTERN | 326,237 | 188,207 | 514,444 | 34,631 | 27,899 | 12.10 | 128,704 | 323,210 |
| OREGON | 151,154 | 846,551 | 997,705 | 791,565 | 9,494 | 80.20 | 23,568 | 173,078 |
| PENNSYLVANIA, EASTERN 1/ | 170,115 | 1,583,717 | 1,753,832 | 533,191 | 71,265 | 30.41 | 159,774 | 999,602 |
| PENNSYLVANIA, MIDDLE | 46,536 | 50,402 | 102,910 | 19,865 | 5,589 | 24.70 | 29,822 | 47,634 |
| PENNSYLVANIA, WESTERN 1/ | 563,395 | 397,062 | 960,457 | 319,377 | 10,563 | 33.26 | 119,326 | 511,191 |
| Puerto Rico | 1,678,810 | 394,049 | 2,072,859 | 115,205 | 226,036 | 16.40 | 459,229 | 1,272,389 |
| RHODE ISLAND | 35,293 | 207,491 | 242,694 | 192,702 | 0 | 79.40 | 23,107 | 26,885 |
| SOUTH CAROLINA | 155,848 | 153,542 | 309,390 | 140,851 | 19,413 | 51.70 | 36,622 | 112,504 |
| SOUTH DAKOTA | 183,079 | 132,370 | 315,449 | 91,493 | 1,290 | 29.40 | 31,613 | 191,053 |
| TENNESSEE, EASTERN | 340,641 | 55,962 | 396,603 | 62,841 | 9,068 | 18.10 | 102,589 | 222,105 |
| TENNESSEE, MIDDLE | 320,449 | 825,502 | 1,145,951 | 278,522 | 77,714 | 31.00 | 435,527 | 354,188 |
| TENNESSEE, WESTERN | 537,842 | 673,400 | 1,211,242 | 304,457 | 9,806 | 25.90 | 81,936 | 815,043 |
| TEXAS, NORTHERN | 11,351,874 | 3,077,895 | 14,429,769 | 2,972,211 | 96,186 | 21.20 | 6,596,196 | 4,765,176 |
| TEXAS, EASTERN | 519,015 | 1,028,637 | 1,547,652 | 744,666 | 32,496 | 50.20 | 291,060 | 479,430 |
| TEXAS, SOUTHERN | 254,125 | 1,140,109 | 1,394,234 | 352,711 | 13,864 | 26.20 | 132,383 | 895,276 |
| TEXAS, WESTERN | 809,533 | 364,788 | 1,174,321 | 259,191 | 34,631 | 25.00 | 395,228 | 485,271 |
| UTAH | 1,353,494 | 341,976 | 1,695,470 | 305,125 | 218,086 | 30.80 | 246,458 | 925,801 |
| VERMONT | 62,916 | 24,606 | 87,522 | 7,511 | 5,767 | 15.10 | 19,510 | 54,734 |
| VIRGINIA, EASTERN | 445,671 | 1,531,163 | 1,976,834 | 1,223,265 | 1,173 | 61.90 | 407,478 | 344,918 |
| VIRGINIA, WESTERN | 2,909,594 | 1,928,029 | 4,837,623 | 1,192,991 | 92,574 | 26.50 | 455,873 | 3,096,185 |
| WASHINGTON, EASTERN | 383,940 | 153,268 | 537,208 | 66,747 | 49,370 | 21.60 | 205,061 | 216,030 |
| WASHINGTON, WESTERN 1/ | 0 | 2,376,151 | 2,376,151 | 759,136 | 585,051 | 31.95 | 2,309 | 1,029,655 |
| WEST VIRGINIA, NORTHERN | 76,078 | 8,802 | 84,880 | 3,214 | 0 | 03.70 | 0 | 81,666 |
| WEST VIRGINIA, SOUTHERN | 192,955 | 62,623 | 255,588 | 26,366 | 6,975 | 13.00 | 18,252 | 203,995 |
| WISCONSIN, EASTERN | 407,578 | 499,921 | 907,499 | 493,021 | 42,829 | 59.00 | 45,904 | 325,745 |
| WISCONSIN, WESTERN | 273,462 | 1,349,014 | 1,622,476 | 383,689 | 393,221 | 47.80 | 82,962 | 762,604 |
| WYOMING | 749,609 | 2,044,221 | 2,793,830 | 632,126 | 19,375 | 23.30 | 200,245 | 1,942,084 |
| CANAL ZONE | 0 | 0 | 0 | 0 | 0 | 00.00 | 0 | 0 |
| GUAM | 0 | 0 | 0 | 0 | 0 | 00.00 | 0 | 0 |
| VIRGIN ISLANDS | 0 | 3,286 | 3,286 | 580 | 2,706 | 00.00 | 0 | 0 |
| ALL DISTRICTS | 129,583,566 | 136,098,896 | 265,682,462 | 49,207,439 | 11,286,324 | 20.60 | 43,994,087 | 161,194,562 |

1/ BEGINNING BALANCES WERE CHANGED TO REFLECT ADJUSTMENTS MADE DURING CONVERSION TO A NEW COMPUTER SYSTEM.
2/ DUE TO CONVERSION TO A NEW COMPUTER SYSTEM, DETAIL DATA FOR CALIFORNIA SOUTHERN AND NEW JERSEY WAS NOT AVAILABLE.
SEE PART VII FOR TOTALS.

TABLE 5

UNITED STATES ATTORNEYS FINANCIAL SUMMARY FISCAL YEAR ENDED SEPTEMBER 30, 1983

| | BALANCE FORWARDED FROM FY-82 | IMPOSED FY-83 | PART VII TOTAL | TOTAL COLLECTED FY-83 | RETURNED TO AGENCY FOR COLLECTION | RATE OF COLLECT | OTHER DECREASES | BALANCE FORWARDED TO FY-84 |
|--------------------------|------------------------------------|------------------|-------------------|-----------------------------|---|-----------------------|--------------------|----------------------------------|
| ALABAMA, NORTHERN | 5,270,026 | 8,374,601 | 13,644,627 | 4,851,068 | 549,206 | 39.50 | 624,523 | 7,619,830 |
| ALABAMA, MIDDLE | 505,574 | 2,594,274 | 3,099,848 | 436,118 | 64,514 | 16.10 | 181,173 | 2,418,043 |
| ALABAMA, SOUTHERN | 3,221,098 | 4,261,133 | 7,482,231 | 781,564 | 201,092 | 13.10 | 832,985 | 5,666,590 |
| ALASKA | 668,167 | 1,564,268 | 2,232,435 | 1,300,683 | 0 | 58.20 | 0 | 931,752 |
| ARIZONA | 47,629,325 | 3,207,512 | 50,836,837 | 3,811,744 | 90,306 | 07.60 | 1,875,306 | 45,059,481 |
| ARKANSAS, EASTERN | 7,307,898 | 4,041,750 | 11,349,648 | 2,535,374 | 973,786 | 30.90 | 1,171,144 | 6,669,344 |
| ARKANSAS, WESTERN | 1,707,053 | 2,356,059 | 4,063,112 | 1,146,066 | 322,799 | 36.10 | 217,471 | 2,376,776 |
| CALIFORNIA, NORTHERN | 8,642,342 | 9,014,897 | 17,657,239 | 6,222,160 | 576,708 | 38.50 | 970,872 | 9,887,499 |
| CALIFORNIA, CENTRAL 1/ | 18,129,035 | 42,053,994 | 60,183,029 | 16,466,587 | 19,286 | 27.36 | 4,877,280 | 38,819,876 |
| CALIFORNIA, EASTERN | 3,760,524 | 2,485,981 | 6,246,505 | 1,153,411 | 244,144 | 22.30 | 1,100,099 | 3,748,851 |
| CALIFORNIA, SOUTHERN | 9,720,238 | 7,509,410 | 17,229,648 | 2,641,525 | 0 | 15.34 | 3,407,627 | 11,890,496 |
| COLORADO | 6,300,363 | 3,518,948 | 9,819,311 | 1,071,199 | 72,780 | 11.60 | 1,842,161 | 6,833,171 |
| CONNECTICUT | 3,073,940 | 1,915,900 | 4,989,840 | 945,931 | 56,728 | 20.00 | 300,589 | 3,686,592 |
| DELAWARE | 514,897 | 14,384 | 529,281 | 55,456 | 0 | 10.40 | 11,778 | 462,047 |
| DISTRICT OF COLUMBIA | 3,418,195 | 8,077,016 | 11,495,211 | 969,963 | 1,284 | 08.40 | 149,032 | 10,374,932 |
| FLORIDA, NORTHERN | 6,488,823 | 6,119,494 | 12,608,317 | 1,505,639 | 18,487 | 12.00 | 359,079 | 10,725,112 |
| FLORIDA, MIDDLE | 22,107,770 | 4,952,606 | 27,060,376 | 3,947,799 | 637,038 | 16.90 | 1,671,298 | 20,804,241 |
| FLORIDA, SOUTHERN | 33,534,957 | 40,393,551 | 73,928,508 | 28,348,447 | 520,975 | 39.00 | 2,683,908 | 42,375,178 |
| GEORGIA, NORTHERN 1/ | 8,619,766 | 13,352,467 | 21,972,233 | 8,934,399 | 692,704 | 40.67 | 3,269,591 | 9,075,539 |
| GEORGIA, MIDDLE | 2,689,687 | 4,508,108 | 7,197,795 | 783,291 | 118,813 | 12.50 | 1,519,569 | 4,776,122 |
| GEORGIA, SOUTHERN | 7,470,776 | 7,876,894 | 15,347,670 | 809,972 | 668,619 | 09.60 | 1,436,242 | 12,432,837 |
| HAWAII | 345,305 | 1,190,216 | 1,535,521 | 480,038 | 36,787 | 33.60 | 21,838 | 776,858 |
| IDAH0 | 6,653,598 | 6,602,944 | 13,256,542 | 3,997,820 | 612,031 | 34.70 | 784,465 | 7,862,226 |
| ILLINOIS, NORTHERN 1/ | 22,874,438 | 7,459,922 | 30,334,360 | 2,784,777 | 336,163 | 09.18 | 1,429,022 | 25,784,398 |
| ILLINOIS, SOUTHERN | 1,602,538 | 1,965,907 | 3,568,445 | 942,415 | 244,531 | 33.20 | 33,194 | 2,348,305 |
| ILLINOIS, CENTRAL | 1,679,179 | 2,660,150 | 4,339,329 | 1,048,567 | 110,881 | 26.70 | 795,129 | 2,384,752 |
| INDIANA, NORTHERN | 5,472,039 | 6,487,923 | 11,959,962 | 2,954,200 | 676,459 | 30.30 | 2,967,210 | 5,362,093 |
| INDIANA, SOUTHERN | 12,988,274 | 11,261,126 | 24,249,400 | 4,784,267 | 1,624,106 | 26.40 | 5,357,222 | 12,483,805 |
| IOWA, NORTHERN | 2,142,785 | 7,225,989 | 9,368,774 | 4,969,079 | 1,129,342 | 65.00 | 698,977 | 2,571,376 |
| IOWA, SOUTHERN | 4,466,720 | 4,588,017 | 9,054,737 | 1,882,340 | 502,119 | 26.30 | 1,510,908 | 5,159,370 |
| KANSAS | 15,291,408 | 10,086,517 | 25,377,925 | 7,174,383 | 1,544,498 | 34.30 | 3,292,937 | 13,366,107 |
| KENTUCKY, EASTERN | 2,949,047 | 1,942,175 | 4,891,222 | 1,483,108 | 40,474 | 31.10 | 484,986 | 2,862,654 |
| KENTUCKY, WESTERN | 2,342,699 | 1,119,599 | 3,462,298 | 591,969 | 259,951 | 24.60 | 120,637 | 2,489,741 |
| LOUISIANA, EASTERN 1/ | 7,939,999 | 4,126,911 | 12,066,910 | 1,665,472 | 78,000 | 13.81 | 226,019 | 10,097,419 |
| LOUISIANA, MIDDLE | 2,220,346 | 1,906,141 | 4,126,487 | 1,528,190 | 473,157 | 48.50 | 265,899 | 1,859,241 |
| LOUISIANA, WESTERN | 16,053,262 | 12,941,327 | 28,994,589 | 8,258,301 | 1,651,194 | 34.10 | 2,827,530 | 16,257,564 |
| MAINE | 1,351,427 | 2,128,546 | 3,479,973 | 1,801,065 | 15,177 | 52.10 | 541,795 | 1,121,936 |
| MARYLAND 1/ | 25,454,675 | 10,739,909 | 36,194,584 | 3,778,572 | 2,228,566 | 10.44 | 3,051,633 | 27,135,813 |
| MASSACHUSETTS 1/ | 154,646 | 18,051,241 | 18,205,887 | 1,859,597 | 145,084 | 10.22 | 528,091 | 15,673,115 |
| MICHIGAN, EASTERN 1/ | 27,898,712 | 13,451,706 | 41,350,418 | 4,297,728 | 740,004 | 10.40 | 6,691,133 | 29,621,553 |
| MICHIGAN, WESTERN | 20,044,803 | 1,010,777 | 21,055,580 | 550,233 | 215,242 | 03.60 | 6,361,394 | 13,928,711 |
| MINNESOTA | 6,183,746 | 3,132,820 | 9,316,566 | 771,874 | 420,555 | 12.70 | 192,322 | 7,931,815 |
| MISSISSIPPI, NORTHERN | 821,355 | 1,412,141 | 2,233,496 | 193,634 | 15,233 | 09.30 | 1,000,137 | 1,024,492 |
| MISSISSIPPI, SOUTHERN | 9,550,871 | 2,589,437 | 12,140,308 | 1,748,523 | 845,413 | 21.30 | 648,502 | 8,897,870 |
| MISSOURI, EASTERN | 4,751,755 | 3,330,250 | 8,082,005 | 2,048,196 | 99,658 | 26.50 | 1,032,468 | 4,901,683 |
| MISSOURI, WESTERN | 4,946,929 | 4,175,233 | 9,122,162 | 1,048,369 | 49,863 | 12.00 | 1,898,828 | 6,125,102 |
| MONTANA | 1,482,013 | 4,168,184 | 5,650,197 | 1,373,194 | 107,340 | 26.20 | 539,560 | 3,630,103 |
| NEBRASKA | 4,412,760 | 5,947,666 | 10,360,426 | 2,895,659 | 2,080,497 | 48.00 | 3,211,427 | 2,172,843 |
| NEVADA | 8,622,775 | 1,169,933 | 9,792,708 | 450,380 | 221,921 | 06.80 | 4,914,630 | 4,205,777 |
| NEW HAMPSHIRE | 932,617 | 413,348 | 1,345,965 | 144,132 | 2,271 | 10.80 | 18,778 | 1,180,784 |
| NEW JERSEY | 57,887,081 | 16,780,634 | 74,667,715 | 7,733,484 | 0 | 10.36 | 22,791,048 | 44,143,183 |
| NEW MEXICO | 5,190,790 | 15,662,317 | 20,853,107 | 3,057,099 | 139,463 | 15.30 | 864,963 | 16,791,582 |
| NEW YORK, NORTHERN | 9,904,153 | 839,118 | 10,743,271 | 393,700 | 186,072 | 05.30 | 46,771 | 10,116,728 |
| NEW YORK, EASTERN | 18,523,242 | 17,910,624 | 36,433,866 | 5,439,240 | 3,062 | 14.90 | 1,936,005 | 29,055,559 |
| NEW YORK, SOUTHERN | 100,433,325 | 37,569,361 | 138,002,686 | 15,423,007 | 0 | 11.10 | 48,966,342 | 73,613,337 |
| NEW YORK, WESTERN | 24,556,019 | 2,119,839 | 26,675,858 | 6,467,986 | 12,879,042 | 72.50 | 1,441,189 | 5,887,641 |
| NORTH CAROLINA, EASTERN | 6,762,098 | 7,349,873 | 14,111,971 | 2,873,884 | 10,634 | 20.40 | 6,332,529 | 4,891,960 |
| NORTH CAROLINA, MIDDLE | 2,199,629 | 7,836,973 | 10,036,582 | 1,512,791 | 73,785 | 15.80 | 340,390 | 8,109,616 |
| NORTH CAROLINA, WESTERN | 11,192,692 | 926,009 | 12,118,701 | 914,538 | 253,952 | 09.60 | 8,335,239 | 2,614,972 |
| NORTH DAKOTA | 4,725,431 | 3,725,285 | 8,454,716 | 2,680,254 | 659,597 | 39.50 | 725,293 | 4,389,572 |
| OHIO, NORTHERN | 11,432,052 | 1,519,886 | 12,951,938 | 216,399 | 124,729 | 02.60 | 1,145,577 | 11,365,233 |
| OHIO, SOUTHERN | 37,092,800 | 7,840,066 | 44,932,866 | 2,755,741 | 2,332,443 | 11.30 | 1,631,849 | 38,212,833 |
| OKLAHOMA, NORTHERN | 5,036,099 | 3,167,196 | 8,203,295 | 2,924,981 | 336,708 | 39.70 | 1,218,429 | 3,723,177 |
| OKLAHOMA, EASTERN | 3,029,215 | 9,092,947 | 12,122,162 | 2,497,733 | 743,554 | 26.70 | 847,260 | 8,493,615 |
| OKLAHOMA, WESTERN | 3,128,044 | 1,546,202 | 4,674,246 | 842,321 | 52,308 | 19.10 | 1,814,399 | 2,964,678 |
| OREGON | 2,928,364 | 5,266,936 | 8,195,302 | 3,092,077 | 28,362 | 38.00 | 1,700,723 | 3,374,140 |
| PENNSYLVANIA, EASTERN 1/ | 16,497,189 | 7,905,999 | 24,403,188 | 6,702,474 | 795,113 | 26.95 | 1,823,106 | 15,556,495 |
| PENNSYLVANIA, MIDDLE | 16,896,323 | 2,320,791 | 19,217,114 | 3,852,806 | 3,531,896 | 38.40 | 354,767 | 11,477,645 |
| PENNSYLVANIA, WESTERN 1/ | 17,916,705 | 7,066,398 | 24,983,103 | 4,192,372 | 744,190 | 16.78 | 2,382,204 | 17,664,337 |
| PUERTO RICO | 10,486,166 | 3,033,900 | 13,520,066 | 2,138,685 | 1,571,221 | 26.60 | 1,110,428 | 9,109,732 |
| RHODE ISLAND | 948,204 | 2,457,237 | 3,405,441 | 326,349 | 6,650 | 09.70 | 1,935,410 | 1,137,032 |
| SOUTH CAROLINA | 5,535,203 | 9,046,450 | 14,581,653 | 2,572,537 | 25,239 | 27.10 | 1,078,593 | 5,905,284 |
| SOUTH DAKOTA | 891,722 | 1,269,863 | 2,161,585 | 216,457 | 1,571 | 10.00 | 611,849 | 1,331,708 |
| TENNESSEE, EASTERN | 940,525 | 218,582 | 1,159,107 | 302,097 | 51,318 | 30.40 | 162,462 | 643,230 |
| TENNESSEE, MIDDLE | 3,997,459 | 4,301,260 | 8,298,719 | 1,632,080 | 114,073 | 21.00 | 2,234,285 | 4,318,281 |
| TENNESSEE, WESTERN | 2,264,636 | 1,202,804 | 3,467,440 | 610,210 | 14,018 | 18.00 | 343,332 | 2,499,880 |
| TEXAS, NORTHERN | 76,995,779 | 5,537,399 | 82,533,178 | 4,290,624 | 158,933 | 05.30 | 12,895,865 | 65,187,756 |
| TEXAS, EASTERN | 24,521,881 | 2,145,552 | 26,667,433 | 1,365,499 | 759,679 | 07.90 | 743,696 | 23,798,564 |
| TEXAS, SOUTHERN | 22,294,146 | 9,931,524 | 32,225,670 | 2,119,225 | 26,924 | 06.60 | 921,087 | 29,158,434 |
| TEXAS, WESTERN | 9,425,238 | 3,726,551 | 13,151,789 | 2,025,149 | 119,405 | 16.30 | 1,206,929 | 9,800,306 |
| UTAH | 19,573,185 | 1,603,095 | 21,176,280 | 4,175,448 | 1,280,674 | 25.70 | 12,617,705 | 3,102,453 |
| VERMONT | 792,854 | 1,942,650 | 2,735,504 | 1,342,672 | 37,996 | 50.40 | 419,527 | 935,309 |
| VIRGINIA, EASTERN | 11,872,248 | 11,196,100 | 23,068,348 | 7,937,411 | 130,525 | 34.90 | 6,230,959 | 8,769,453 |
| VIRGINIA, WESTERN | 5,154,100 | 3,464,363 | 8,618,463 | 1,819,589 | 302,587 | 24.60 | 727,309 | 5,768,978 |
| WASHINGTON, EASTERN | 922,082 | 549,817 | 1,471,899 | 230,504 | 251,089 | 32.70 | 354,508 | 635,798 |
| WASHINGTON, WESTERN 1/ | 2,968,926 | 12,520,961 | 15,489,887 | 5,851,852 | 2,085,550 | 37.78 | 1,560,199 | 5,992,286 |
| WEST VIRGINIA, NORTHERN | 824,494 | 281,202 | 1,105,696 | 35,764 | 6,209 | 03.40 | 10,245 | 1,057,478 |
| WEST VIRGINIA, SOUTHERN | 4,196,858 | 2,397,519 | 6,594,377 | 847,796 | 6,975 | 12.90 | 55,215 | 5,684,391 |
| WISCONSIN, EASTERN | 3,385,445 | 1,505,603 | 4,891,048 | 1,582,702 | 47,688 | 33.30 | 1,389,795 | 3,155,500 |
| WISCONSIN, WESTERN | 3,932,290 | 9,615,619 | 13,547,909 | 2,738,087 | 1,239,327 | 29.30 | 3,567,764 | 8,190,700 |
| WYOMING | 4,583,759 | 6,860,943 | 11,444,702 | 2,247,547 | 44,956 | 20.00 | 3,567,764 | 5,584,435 |
| CANAL ZONE | 2,020 | 0 | 2,020 | 0 | 0 | 00.00 | 0 | 0 |
| GUAM | 197,427 | 253,365 | 450,792 | 57,477 | 0 | 12.70 | 0 | 393,315 |
| VIRGIN ISLANDS | 343,270 | 468,908 | 812,178 | 84,080 | 2,706 | 10.60 | 262,035 | 453,357 |
| ALL DISTRICTS | 995,580,323 | 578,457,025 | 1,574,037,348 | 276,349,185 | 53,512,009 | 17.56 | 233,951,376 | 1,010,224,778 |

1/ BEGINNING BALANCES WERE CHANGED TO REFLECT ADJUSTMENTS MADE DURING CONVERSION TO A NEW COMPUTER SYSTEM.

TABLE 6
CASE LOAD PER ASSISTANT U. S. ATTORNEY BASED ON U. S. CASES IN DISTRICT AND STATE COURTS - FISCAL YEAR ENDED SEPTEMBER 30, 1993

| JUDICIAL DISTRICT | AVERAGE NUMBER OF ASSISTANT U.S. ATTORNEYS | U.S. CASES PENDING 10/01/82 1/ 1/ | CASES FILED DURING YEAR 2/ 1/ | U.S. CASES HANDLED DURING YEAR | CASES HANDLED PER ASSISTANT U.S. ATTORNEY 3/ 1/ | CASES TERMINATED DURING YEAR | CASES TERMINATED PER ASSISTANT U.S. ATTORNEY 4/ | U.S. CASES PENDING 09/30/83 |
|-------------------|--|-----------------------------------|-------------------------------|--------------------------------|---|------------------------------|---|-----------------------------|
| ALABAMA N | 20.9 | 1,567 | 2,216 | 3,783 | 181.0 | 1,587 | 75.9 | 2,196 |
| ALABAMA H | 9.9 | 501 | 648 | 1,149 | 116.0 | 506 | 51.1 | 643 |
| ALABAMA S | 6.0 | 401 | 658 | 1,059 | 176.5 | 430 | 71.6 | 629 |
| ALASKA | 7.9 | 753 | 596 | 1,349 | 170.7 | 739 | 93.5 | 510 |
| ARIZONA | 38.1 | 1,997 | 1,728 | 3,725 | 97.7 | 1,586 | 41.6 | 2,139 |
| ARKANSAS E | 13.9 | 1,155 | 1,273 | 2,428 | 174.6 | 883 | 63.5 | 1,545 |
| ARKANSAS W | 5.0 | 545 | 717 | 1,262 | 252.4 | 520 | 104.0 | 742 |
| CALIF N | 43.6 | 2,883 | 2,627 | 5,510 | 126.3 | 2,965 | 68.0 | 2,545 |
| CALIF C | 90.9 | 3,676 | 3,150 | 6,826 | 75.0 | 2,253 | 24.7 | 4,573 |
| CALIF E | 26.2 | 2,158 | 1,508 | 3,666 | 158.0 | 1,175 | 50.6 | 2,491 |
| CALIF S | 37.3 | 799 | 1,735 | 2,534 | 67.9 | 1,312 | 35.1 | 1,222 |
| COLORADO | 22.7 | 1,086 | 1,375 | 2,461 | 108.4 | 1,240 | 54.6 | 1,221 |
| CONNECTICUT | 19.9 | 2,186 | 1,392 | 3,578 | 179.8 | 1,380 | 69.3 | 2,198 |
| DELAWARE | 4.7 | 181 | 340 | 521 | 110.8 | 306 | 65.1 | 215 |
| DIST OF COLUMBIA | 82.4 | 3,903 | 2,960 | 6,863 | 83.2 | 2,306 | 27.9 | 4,557 |
| FLORIDA N | 7.7 | 601 | 698 | 1,299 | 168.7 | 600 | 77.9 | 699 |
| FLORIDA M | 29.3 | 2,463 | 2,551 | 5,014 | 171.1 | 2,406 | 82.1 | 2,608 |
| FLORIDA S | 78.7 | 4,229 | 3,704 | 7,933 | 100.8 | 2,819 | 35.8 | 5,114 |
| GEORGIA N | 31.7 | 1,691 | 1,351 | 3,042 | 95.9 | 1,163 | 36.6 | 1,379 |
| GEORGIA M | 9.8 | 487 | 1,132 | 1,619 | 165.2 | 937 | 95.6 | 682 |
| GEORGIA S | 11.1 | 578 | 653 | 1,231 | 110.9 | 558 | 50.2 | 673 |
| HAWAII | 5.8 | 582 | 939 | 1,521 | 262.2 | 519 | 89.4 | 1,002 |
| IDAHO | 6.5 | 614 | 582 | 1,196 | 184.0 | 515 | 79.2 | 681 |
| ILLINOIS N | 79.9 | 4,867 | 3,529 | 8,396 | 105.0 | 3,321 | 41.5 | 5,075 |
| ILLINOIS S | 8.3 | 899 | 777 | 1,676 | 201.9 | 832 | 100.2 | 844 |
| ILLINOIS C | 11.9 | 849 | 949 | 1,798 | 151.0 | 925 | 77.7 | 873 |
| INDIANA N | 11.9 | 1,228 | 1,030 | 2,258 | 189.7 | 974 | 81.8 | 1,284 |
| INDIANA S | 12.6 | 1,161 | 1,155 | 2,316 | 183.8 | 993 | 78.8 | 1,323 |
| IOWA NORTH | 4.0 | 685 | 689 | 1,374 | 343.5 | 797 | 199.2 | 577 |
| IOWA SOUTH | 5.7 | 428 | 659 | 1,087 | 190.7 | 525 | 92.1 | 562 |
| KANSAS | 15.2 | 1,171 | 1,809 | 2,980 | 196.0 | 1,462 | 96.1 | 1,518 |
| KENTUCKY E | 16.1 | 3,873 | 1,333 | 5,206 | 323.3 | 1,457 | 90.5 | 3,749 |
| KENTUCKY W | 10.0 | 1,682 | 1,193 | 2,875 | 287.5 | 1,017 | 101.7 | 1,858 |
| LOUISIANA E | 24.4 | 911 | 1,118 | 2,029 | 83.1 | 930 | 38.1 | 1,099 |
| LOUISIANA M | 5.9 | 362 | 442 | 804 | 136.2 | 544 | 92.2 | 260 |
| LOUISIANA W | 14.8 | 1,073 | 993 | 2,066 | 139.5 | 603 | 40.7 | 1,463 |
| MAINE | 6.9 | 829 | 400 | 1,229 | 178.1 | 301 | 43.6 | 928 |
| MARYLAND | 25.8 | 2,433 | 970 | 3,403 | 131.9 | 1,389 | 53.8 | 2,014 |
| MASSACHUSETTS | 31.9 | 2,498 | 1,876 | 4,374 | 137.1 | 985 | 30.8 | 3,389 |
| MICHIGAN E | 45.7 | 2,975 | 3,574 | 6,549 | 143.3 | 2,641 | 57.7 | 3,908 |
| MICHIGAN W | 10.3 | 1,532 | 1,223 | 2,755 | 267.4 | 1,019 | 98.9 | 1,736 |
| MINNESOTA | 17.5 | 1,683 | 1,768 | 3,451 | 197.2 | 1,857 | 106.1 | 1,594 |
| MISSISSIPPI N | 8.0 | 503 | 400 | 903 | 112.8 | 326 | 40.7 | 577 |
| MISSISSIPPI S | 9.4 | 776 | 836 | 1,612 | 171.4 | 515 | 54.7 | 1,097 |
| MISSOURI E | 20.9 | 517 | 779 | 1,296 | 62.0 | 677 | 32.3 | 619 |
| MISSOURI W | 19.9 | 1,124 | 1,481 | 2,605 | 130.9 | 1,358 | 68.2 | 1,247 |
| MONTEANA | 7.0 | 407 | 456 | 863 | 123.2 | 423 | 60.4 | 440 |
| NEBRASKA | 9.8 | 749 | 880 | 1,629 | 166.2 | 770 | 78.5 | 859 |
| NEVADA | 10.8 | 525 | 369 | 894 | 82.7 | 288 | 26.5 | 606 |
| NEW HAMPSHIRE | 5.1 | 180 | 202 | 382 | 74.9 | 193 | 37.8 | 189 |
| NEW JERSEY | 56.3 | 3,461 | 2,826 | 6,287 | 113.6 | 1,282 | 23.1 | 5,005 |
| NEW MEXICO | 14.8 | 712 | 1,055 | 1,767 | 119.3 | 675 | 45.6 | 1,092 |
| NEW YORK N | 10.8 | 1,470 | 1,082 | 2,552 | 236.3 | 993 | 91.9 | 1,559 |
| NEW YORK E | 57.2 | 3,753 | 3,615 | 12,368 | 216.2 | 2,878 | 50.3 | 9,490 |
| NEW YORK S | 109.9 | 5,171 | 3,302 | 8,473 | 77.1 | 3,532 | 32.1 | 4,941 |
| NEW YORK W | 14.9 | 1,209 | 1,263 | 2,472 | 165.9 | 1,196 | 80.2 | 1,276 |
| N CAROLINA E | 9.9 | 869 | 1,026 | 1,895 | 191.4 | 859 | 86.7 | 1,036 |
| N CAROLINA M | 8.0 | 460 | 596 | 1,056 | 132.0 | 591 | 73.8 | 465 |
| N CAROLINA W | 5.8 | 392 | 806 | 1,198 | 206.5 | 645 | 111.2 | 553 |
| NORTH DAKOTA | 6.0 | 309 | 626 | 935 | 155.8 | 364 | 60.6 | 571 |
| OHIO NORTH | 34.9 | 6,345 | 3,253 | 9,598 | 275.0 | 2,202 | 63.0 | 7,396 |
| OHIO SOUTH | 23.2 | 2,973 | 3,166 | 6,139 | 264.6 | 2,352 | 101.3 | 3,787 |
| OKLAHOMA N | 7.3 | 527 | 870 | 1,397 | 191.3 | 803 | 110.0 | 594 |
| OKLAHOMA E | 3.3 | 278 | 473 | 751 | 227.5 | 346 | 104.9 | 405 |
| OKLAHOMA W | 12.7 | 732 | 933 | 1,665 | 131.1 | 746 | 58.7 | 919 |
| OREGON | 16.3 | 2,154 | 1,452 | 3,606 | 221.2 | 871 | 53.4 | 2,735 |
| PENNSYLVANIA E | 48.6 | 2,098 | 1,840 | 3,938 | 91.0 | 1,451 | 29.8 | 2,487 |
| PENNSYLVANIA M | 11.4 | 1,450 | 815 | 2,265 | 198.6 | 96 | 8.4 | 2,169 |
| PENNSYLVANIA W | 24.4 | 1,439 | 2,017 | 3,456 | 141.6 | 1,661 | 68.0 | 1,795 |
| PUERTO RICO | 10.6 | 1,594 | 1,801 | 3,395 | 320.2 | 1,368 | 129.7 | 2,027 |
| RHODE ISLAND | 6.5 | 624 | 355 | 979 | 150.6 | 423 | 65.0 | 556 |
| S CAROLINA | 21.9 | 2,762 | 1,875 | 4,637 | 211.7 | 1,492 | 68.1 | 3,145 |
| S DAKOTA | 10.0 | 428 | 686 | 1,114 | 111.4 | 456 | 45.6 | 658 |
| TENNESSEE E | 9.2 | 554 | 1,024 | 1,578 | 171.5 | 748 | 81.3 | 830 |
| TENNESSEE M | 10.6 | 562 | 914 | 1,476 | 139.2 | 744 | 70.1 | 732 |
| TENNESSEE W | 12.5 | 972 | 1,044 | 2,016 | 161.2 | 822 | 65.7 | 1,194 |
| TEXAS NORTH | 35.6 | 1,965 | 1,817 | 3,782 | 106.2 | 1,550 | 43.5 | 2,232 |
| TEXAS EAST | 11.3 | 1,040 | 860 | 1,900 | 168.1 | 602 | 53.2 | 1,298 |
| TEXAS SOUTH | 38.7 | 2,993 | 3,458 | 6,451 | 166.6 | 2,712 | 70.0 | 3,739 |
| TEXAS WEST | 24.9 | 1,518 | 2,012 | 3,530 | 141.7 | 1,633 | 65.5 | 1,897 |
| UTAH | 11.0 | 705 | 1,021 | 1,726 | 156.9 | 1,055 | 95.9 | 671 |
| VERMONT | 6.7 | 306 | 359 | 665 | 99.2 | 278 | 41.4 | 387 |
| VIRGINIA E | 29.9 | 979 | 2,884 | 3,863 | 129.2 | 1,575 | 52.6 | 2,288 |
| VIRGINIA W | 8.9 | 1,209 | 1,652 | 2,861 | 321.4 | 1,250 | 140.4 | 1,611 |
| WASHINGTON E | 7.0 | 642 | 655 | 1,297 | 195.2 | 605 | 86.4 | 692 |
| WASHINGTON W | 23.9 | 1,757 | 939 | 2,696 | 112.8 | 1,410 | 59.0 | 1,286 |
| WEST VIRGINIA N | 3.9 | 513 | 534 | 1,047 | 268.4 | 241 | 61.7 | 806 |
| WEST VIRGINIA S | 11.8 | 1,201 | 1,388 | 2,589 | 219.4 | 1,082 | 91.6 | 1,507 |
| WISCONSIN E | 13.9 | 1,134 | 1,212 | 2,346 | 168.7 | 816 | 58.7 | 1,530 |
| WISCONSIN W | 7.2 | 1,056 | 1,175 | 2,231 | 309.8 | 1,113 | 154.5 | 1,118 |
| WYOMING | 4.0 | 246 | 327 | 573 | 143.2 | 318 | 79.5 | 255 |
| GUAM | 3.0 | 806 | 76 | 882 | 294.0 | 37 | 12.3 | 845 |
| VIRGIN ISLANDS | 6.9 | 479 | 430 | 909 | 131.7 | 364 | 52.7 | 545 |
| TOTALS | 1861.3 | 137,803 | 124,937 | 262,740 | 141.1 | 102,064 | 54.8 | 160,676 |

1/ 10/01/82 PENDING FIGURES ADJUSTED TO REFLECT CORRECTIONS REPORTED BY UNITED STATES ATTORNEYS OFFICES
2/ INCLUDES 792 CASES INITIATED BY TRANSFER UNDER RULE 20
3/ INCLUDES 833 CASES TERMINATED BY TRANSFER UNDER RULE 20, AND 1099 CASES DISMISSED BECAUSE OF SUPERSEDING INDICTMENT OR INFORMATION
4/ INCLUDES LAND ACQUISITION CASES.

TABLE 7
WORK OF UNITED STATES ATTORNEYS FISCAL YEAR 1983

| JUDICIAL DISTRICTS | CIVIL CASES TERMINATED | | CRIMINAL CASES TERMINATED | | CIVIL | CRIMINAL | CRIMINAL | PROCEEDINGS | CIVIL |
|--------------------|------------------------|--------|---------------------------|--------|----------------------|----------------------|---------------------------|----------------------|---------------------------|
| | TRIALS | OTHER | TRIALS | OTHER | 3/ CASES FILED | 2/ CASES FILED | 2/ MATTERS RECEIVED | BEFORE GRAND JURY | 3/ MATTERS RECEIVED |
| ALABAMA N | 8 | 1,178 | 32 | 369 | 1,816 | 400 | 920 | 315 | 1,885 |
| ALABAMA M | 16 | 316 | 14 | 161 | 448 | 200 | 549 | 119 | 466 |
| ALABAMA S | 3 | 302 | 22 | 103 | 516 | 142 | 384 | 97 | 378 |
| ALASKA | 3 | 549 | 23 | 164 | 443 | 153 | 301 | 90 | 497 |
| ARIZONA | 19 | 854 | 59 | 654 | 1,047 | 681 | 2,044 | 433 | 1,223 |
| ARKANSAS E | 18 | 652 | 43 | 175 | 1,074 | 199 | 642 | 127 | 1,118 |
| ARKANSAS W | 2 | 401 | 13 | 104 | 588 | 129 | 346 | 87 | 580 |
| CALIF N | 40 | 2,499 | 58 | 368 | 2,292 | 335 | 2,813 | 221 | 1,563 |
| CALIF C | 46 | 1,347 | 275 | 585 | 2,107 | 1,043 | 3,393 | 760 | 2,504 |
| CALIF E | 9 | 565 | 72 | 529 | 909 | 599 | 1,651 | 309 | 886 |
| CALIF S | 31 | 295 | 305 | 681 | 567 | 1,168 | 5,415 | 594 | 771 |
| COLORADO | 34 | 828 | 31 | 347 | 978 | 397 | 1,162 | 147 | 1,210 |
| CONNECTICUT | 5 | 1,142 | 23 | 210 | 1,124 | 268 | 883 | 175 | 1,223 |
| DELAWARE | 1 | 245 | 2 | 58 | 272 | 68 | 283 | 45 | 272 |
| DIST OF COLUMBIA | 19 | 1,530 | 15 | 742 | 1,466 | 1,494 | 1,999 | 138 | 1,463 |
| FLORIDA N | 1 | 494 | 27 | 78 | 583 | 115 | 518 | 81 | 690 |
| FLORIDA M | 119 | 1,629 | 117 | 541 | 1,882 | 669 | 2,017 | 425 | 2,022 |
| FLORIDA S | 48 | 1,745 | 163 | 863 | 2,378 | 1,326 | 3,086 | 1,017 | 3,896 |
| GEORGIA N | 5 | 640 | 123 | 395 | 917 | 434 | 1,126 | 266 | 1,120 |
| GEORGIA M | 8 | 344 | 64 | 521 | 521 | 611 | 943 | 89 | 603 |
| GEORGIA S | 16 | 385 | 18 | 139 | 507 | 146 | 581 | 95 | 601 |
| HAWAII | 14 | 345 | 26 | 134 | 668 | 271 | 766 | 102 | 780 |
| IDAHO | 5 | 379 | 13 | 118 | 441 | 141 | 526 | 77 | 502 |
| ILLINOIS N | 40 | 2,402 | 298 | 581 | 2,767 | 762 | 2,512 | 455 | 2,962 |
| ILLINOIS S | 10 | 657 | 23 | 162 | 594 | 183 | 345 | 134 | 630 |
| ILLINOIS C | 6 | 641 | 33 | 246 | 684 | 265 | 704 | 117 | 734 |
| INDIANA N | 2 | 830 | 26 | 116 | 898 | 132 | 545 | 71 | 900 |
| INDIANA S | 21 | 757 | 16 | 199 | 957 | 198 | 1,293 | 154 | 1,165 |
| IOWA NORTH | 8 | 698 | 2 | 89 | 625 | 64 | 224 | 44 | 564 |
| IOWA SOUTH | 2 | 421 | 28 | 74 | 553 | 106 | 323 | 73 | 579 |
| KANSAS | 19 | 1,205 | 28 | 210 | 1,534 | 275 | 625 | 180 | 1,586 |
| KENTUCKY E | | 1,279 | 27 | 151 | 1,163 | 170 | 571 | 136 | 1,199 |
| KENTUCKY W | | 804 | 18 | 195 | 967 | 226 | 703 | 141 | 943 |
| LOUISIANA E | 16 | 342 | 148 | 424 | 611 | 507 | 1,028 | 269 | 801 |
| LOUISIANA M | 3 | 351 | 23 | 167 | 311 | 131 | 261 | 80 | 235 |
| LOUISIANA W | 12 | 485 | 10 | 96 | 874 | 119 | 1,383 | 70 | 1,024 |
| MAINE | | 231 | 20 | 50 | 331 | 69 | 147 | 42 | 318 |
| MARYLAND | 18 | 562 | 150 | 664 | 583 | 387 | 1,326 | 253 | 1,019 |
| MASSACHUSETTS | 17 | 648 | 145 | 175 | 1,555 | 321 | 1,550 | 244 | 1,780 |
| MICHIGAN E | 35 | 2,059 | 138 | 409 | 3,031 | 543 | 1,736 | 284 | 3,116 |
| MICHIGAN W | 1 | 788 | 21 | 209 | 1,047 | 176 | 513 | 82 | 1,020 |
| MINNESOTA | 21 | 1,571 | 37 | 228 | 1,528 | 240 | 868 | 178 | 1,248 |
| MISSISSIPPI N | 5 | 258 | 6 | 57 | 319 | 81 | 521 | 43 | 330 |
| MISSISSIPPI S | 6 | 404 | 7 | 98 | 719 | 117 | 610 | 75 | 805 |
| MISSOURI L | 16 | 288 | 68 | 305 | 450 | 329 | 1,479 | 232 | 519 |
| MISSOURI W | 8 | 1,083 | 6 | 266 | 1,200 | 281 | 2,126 | 159 | 1,229 |
| MONTANA | 7 | 220 | 15 | 181 | 278 | 178 | 628 | 123 | 293 |
| NEBRASKA | 3 | 640 | 12 | 115 | 738 | 142 | 579 | 86 | 831 |
| NEVADA | 2 | 86 | 7 | 193 | 188 | 181 | 737 | 126 | 302 |
| NEW HAMPSHIRE | 1 | 133 | 8 | 51 | 152 | 50 | 168 | 16 | 193 |
| NEW JERSEY | 24 | 933 | 190 | 135 | 2,551 | 275 | 2,063 | 128 | 3,098 |
| NEW MEXICO | 15 | 424 | 35 | 201 | 788 | 267 | 623 | 169 | 812 |
| NEW YORK N | 1 | 817 | 19 | 156 | 940 | 142 | 1,052 | 80 | 1,045 |
| NEW YORK E | 22 | 2,161 | 75 | 620 | 2,962 | 653 | 2,186 | 293 | 4,249 |
| NEW YORK S | 62 | 2,664 | 90 | 716 | 2,409 | 893 | 2,374 | 451 | 2,625 |
| NEW YORK W | 4 | 958 | 33 | 201 | 1,031 | 232 | 966 | 154 | 1,049 |
| N CAROLINA E | 28 | 583 | 29 | 219 | 792 | 234 | 713 | 139 | 869 |
| N CAROLINA M | 2 | 366 | 23 | 200 | 355 | 241 | 508 | 192 | 358 |
| N CAROLINA W | | 348 | 33 | 264 | 503 | 303 | 1,033 | 235 | 524 |
| NORTH DAKOTA | 6 | 258 | 13 | 87 | 487 | 139 | 346 | 92 | 531 |
| OHIO NORTH | 15 | 1,359 | 46 | 802 | 2,776 | 477 | 1,963 | 227 | 2,814 |
| OHIO SOUTH | 4 | 2,095 | 17 | 236 | 2,930 | 236 | 994 | 101 | 3,025 |
| OKLAHOMA N | 12 | 626 | 18 | 147 | 695 | 175 | 378 | 120 | 693 |
| OKLAHOMA E | 1 | 196 | 14 | 135 | 311 | 162 | 368 | 103 | 420 |
| OKLAHOMA W | 8 | 485 | 21 | 232 | 684 | 249 | 884 | 118 | 801 |
| OREGON | 38 | 671 | 30 | 132 | 1,252 | 200 | 1,010 | 91 | 1,444 |
| PENNSYLVANIA E | 2 | 910 | 322 | 217 | 1,406 | 434 | 1,527 | 298 | 1,678 |
| PENNSYLVANIA M | | 94 | 1 | 1 | 769 | 47 | 731 | 17 | 937 |
| PENNSYLVANIA W | 3 | 1,355 | 64 | 239 | 1,781 | 236 | 1,306 | 149 | 2,025 |
| PUERTO RICO | 4 | 1,077 | 7 | 280 | 1,471 | 330 | 722 | 248 | 1,924 |
| RHODE ISLAND | 10 | 315 | 16 | 82 | 263 | 92 | 379 | 60 | 215 |
| S CAROLINA | 14 | 1,160 | 28 | 290 | 1,503 | 372 | 1,129 | 246 | 2,085 |
| S DAKOTA | 10 | 251 | 34 | 161 | 475 | 211 | 682 | 135 | 480 |
| TENNESSEE E | 5 | 510 | 12 | 221 | 741 | 283 | 864 | 194 | 806 |
| TENNESSEE M | 9 | 482 | 12 | 241 | 640 | 274 | 763 | 146 | 647 |
| TENNESSEE W | 1 | 589 | 24 | 208 | 798 | 246 | 830 | 194 | 1,045 |
| TEXAS NORTH | 29 | 976 | 49 | 496 | 1,140 | 677 | 2,118 | 511 | 1,170 |
| TEXAS EAST | 17 | 491 | 8 | 146 | 694 | 166 | 575 | 89 | 707 |
| TEXAS SOUTH | 28 | 1,128 | 67 | 1,489 | 1,862 | 1,596 | 3,100 | 1,065 | 2,611 |
| TEXAS WEST | 21 | 701 | 73 | 838 | 981 | 1,031 | 2,110 | 581 | 993 |
| UTAH | 12 | 871 | 25 | 147 | 836 | 185 | 613 | 112 | 767 |
| VERMONT | 4 | 205 | 4 | 65 | 279 | 80 | 205 | 61 | 324 |
| VIRGINIA E | 26 | 765 | 228 | 557 | 2,159 | 725 | 2,195 | 306 | 2,291 |
| VIRGINIA W | 1 | 1,190 | 21 | 98 | 1,491 | 161 | 518 | 114 | 1,153 |
| WASHINGTON E | 9 | 355 | 26 | 215 | 396 | 259 | 437 | 231 | 437 |
| WASHINGTON W | 43 | 720 | 314 | 333 | 362 | 577 | 1,341 | 179 | 389 |
| WEST VIRGINIA N | | 127 | 16 | 98 | 381 | 153 | 301 | 125 | 483 |
| WEST VIRGINIA S | 6 | 921 | 9 | 146 | 1,190 | 198 | 627 | 93 | 1,436 |
| WISCONSIN E | 5 | 613 | 18 | 180 | 1,025 | 187 | 652 | 124 | 1,042 |
| WISCONSIN W | 3 | 1,022 | 5 | 83 | 1,089 | 86 | 435 | 55 | 979 |
| WYOMING | 18 | 206 | 5 | 94 | 211 | 116 | 335 | 58 | 233 |
| GUAM | | 22 | 3 | 12 | 54 | 22 | 88 | 5 | 54 |
| VIRGIN ISLANDS | | 18 | 59 | 287 | 31 | 399 | 490 | | 34 |
| TOTALS | 1,248 | 70,365 | 4,994 | 25,457 | 93,694 | 31,243 | 98,385 | 17,765 | 103,880 |

1/ INCLUDES 839 CASES TERMINATED BY TRANSFER UNDER RULE 20 AND 1099 CASES DISMISSED BECAUSE OF SUPERSEDING INDICTMENTS OR INFORMATION.
2/ INCLUDES 792 CASES INITIATED BY TRANSFER UNDER RULE 20.
3/ INCLUDES LAND ACQUISITION CASES.

TABLE B
UNITED STATES CASES FILED IN U.S. DISTRICT AND APPELLATE COURTS AND STATE COURTS
(FISCAL YEAR 1982 COMPARED WITH FISCAL YEAR 1983)

| JUDICIAL DISTRICTS | 1/ CRIMINAL | | | | 2/ CIVIL | | | | TOTAL 1/ 2/ | | | |
|--------------------|----------------|--------|--------------------------|--------|-------------|--------------------------|------|---------|--------------------------|---------|------|---------|
| | 1982 | 1983 | PER CENT OF CHANGE | 1982 | 1983 | PER CENT OF CHANGE | 1982 | 1983 | PER CENT OF CHANGE | | | |
| ALABAMA N | 394 | 400 | UP | 1.52 | 1,714 | 1,816 | UP | 5.95 | 2,108 | 2,215 | UP | 5.12 |
| ALABAMA M | 134 | 200 | UP | 49.25 | 346 | 449 | UP | 29.47 | 480 | 648 | UP | 35.00 |
| ALABAMA S | 147 | 142 | DOWN | 3.41 | 326 | 516 | UP | 58.28 | 473 | 659 | UP | 39.11 |
| ALASKA | 186 | 153 | DOWN | 17.75 | 336 | 443 | UP | 31.84 | 522 | 595 | UP | 14.17 |
| ARIZONA | 517 | 681 | UP | 31.72 | 772 | 1,047 | UP | 35.62 | 1,289 | 1,729 | UP | 34.05 |
| ARKANSAS E | 269 | 199 | DOWN | 26.03 | 861 | 1,074 | UP | 24.73 | 1,130 | 1,273 | UP | 12.65 |
| ARKANSAS W | 90 | 129 | UP | 43.33 | 404 | 588 | UP | 45.54 | 494 | 717 | UP | 45.14 |
| CALIF N | 841 | 335 | DOWN | 60.17 | 1,562 | 2,292 | UP | 46.73 | 2,403 | 2,627 | UP | 9.32 |
| CALIF C | 1,159 | 1,643 | DOWN | 10.01 | 1,937 | 2,107 | UP | 8.77 | 3,096 | 3,150 | UP | 1.74 |
| CALIF E | 503 | 599 | UP | 19.28 | 747 | 909 | UP | 21.68 | 1,250 | 1,509 | UP | 20.64 |
| CALIF S | 950 | 1,168 | UP | 22.94 | 443 | 567 | UP | 27.99 | 1,393 | 1,735 | UP | 24.55 |
| COLORADO | 392 | 397 | UP | 1.27 | 400 | 978 | UP | 144.50 | 792 | 1,375 | UP | 73.61 |
| CONNECTICUT | 199 | 258 | UP | 34.67 | 975 | 1,124 | UP | 15.28 | 1,174 | 1,392 | UP | 18.56 |
| DELAWARE | 76 | 68 | DOWN | 10.53 | 246 | 1,272 | UP | 10.56 | 322 | 340 | UP | 5.59 |
| DIST OF COLUMBIA | 716 | 1,494 | UP | 108.65 | 1,387 | 1,466 | UP | 5.69 | 2,103 | 2,953 | UP | 40.75 |
| FLORIDA N | 122 | 115 | DOWN | 5.74 | 580 | 583 | UP | 0.51 | 702 | 698 | DOWN | 0.57 |
| FLORIDA M | 467 | 669 | UP | 43.25 | 1,520 | 1,882 | UP | 23.81 | 1,987 | 2,551 | UP | 28.39 |
| FLORIDA S | 1,196 | 1,326 | UP | 10.86 | 2,114 | 2,378 | UP | 12.48 | 3,310 | 3,704 | UP | 11.90 |
| GEORGIA N | 532 | 434 | DOWN | 18.43 | 1,020 | 917 | DOWN | 10.10 | 1,552 | 1,351 | DOWN | 12.96 |
| GEORGIA M | 909 | 611 | DOWN | 32.79 | 469 | 521 | UP | 11.08 | 1,378 | 1,132 | DOWN | 17.86 |
| GEORGIA S | 230 | 146 | DOWN | 36.53 | 461 | 507 | UP | 9.97 | 691 | 653 | DOWN | 5.50 |
| HAWAII | 68 | 271 | UP | 298.52 | 301 | 668 | UP | 121.92 | 369 | 939 | UP | 154.47 |
| IDAHO | 137 | 141 | UP | 2.91 | 439 | 441 | UP | 0.45 | 576 | 592 | UP | 1.04 |
| ILLINOIS N | 571 | 762 | UP | 33.45 | 2,559 | 2,767 | UP | 8.12 | 3,130 | 3,529 | UP | 12.74 |
| ILLINOIS S | 109 | 193 | UP | 67.88 | 437 | 594 | UP | 35.92 | 546 | 777 | UP | 42.30 |
| ILLINOIS C | 269 | 265 | DOWN | 1.49 | 576 | 684 | UP | 18.75 | 845 | 949 | UP | 12.30 |
| INDIANA N | 162 | 132 | DOWN | 18.52 | 718 | 898 | UP | 25.06 | 880 | 1,030 | UP | 17.04 |
| INDIANA S | 190 | 198 | UP | 4.21 | 957 | 957 | UP | 0.00 | 1,147 | 1,155 | UP | 0.69 |
| IOWA NORTH | 67 | 64 | DOWN | 4.48 | 386 | 625 | UP | 61.91 | 453 | 689 | UP | 52.09 |
| IOWA SOUTH | 115 | 106 | DOWN | 10.93 | 443 | 553 | UP | 24.83 | 562 | 659 | UP | 17.25 |
| KANSAS | 257 | 275 | UP | 7.00 | 1,181 | 1,534 | UP | 29.88 | 1,438 | 1,809 | UP | 25.79 |
| KENTUCKY E | 195 | 170 | DOWN | 12.83 | 1,239 | 1,163 | DOWN | 6.14 | 1,434 | 1,333 | DOWN | 7.05 |
| KENTUCKY W | 258 | 226 | DOWN | 12.41 | 767 | 967 | UP | 26.07 | 1,025 | 1,193 | UP | 16.39 |
| LOUISIANA E | 357 | 507 | UP | 42.01 | 349 | 611 | UP | 75.07 | 706 | 1,118 | UP | 58.35 |
| LOUISIANA M | 39 | 131 | UP | 235.89 | 155 | 311 | UP | 100.64 | 194 | 442 | UP | 127.83 |
| LOUISIANA W | 169 | 119 | DOWN | 29.59 | 1,066 | 874 | DOWN | 13.13 | 1,175 | 993 | DOWN | 15.49 |
| MAINE | 70 | 59 | DOWN | 1.43 | 415 | 331 | DOWN | 20.25 | 485 | 400 | DOWN | 17.53 |
| MARYLAND | 462 | 387 | DOWN | 16.24 | 682 | 583 | DOWN | 14.52 | 1,144 | 979 | DOWN | 15.21 |
| MASSACHUSETTS | 359 | 321 | DOWN | 10.59 | 1,475 | 1,595 | UP | 5.42 | 1,834 | 1,875 | UP | 2.29 |
| MICHIGAN E | 556 | 543 | DOWN | 2.34 | 2,306 | 3,031 | UP | 31.43 | 2,862 | 3,574 | UP | 24.87 |
| MICHIGAN W | 214 | 176 | DOWN | 17.76 | 820 | 1,047 | UP | 27.68 | 1,034 | 1,223 | UP | 18.27 |
| MINNESOTA | 282 | 240 | DOWN | 14.90 | 1,460 | 1,528 | UP | 4.65 | 1,742 | 1,768 | UP | 1.49 |
| MISSISSIPPI N | 72 | 91 | UP | 12.50 | 319 | 319 | UP | 0.00 | 391 | 400 | UP | 2.30 |
| MISSISSIPPI S | 142 | 117 | DOWN | 17.61 | 643 | 719 | UP | 11.81 | 785 | 835 | UP | 6.49 |
| MISSOURI E | 384 | 329 | DOWN | 14.33 | 429 | 450 | UP | 4.89 | 813 | 779 | DOWN | 4.19 |
| MISSOURI W | 295 | 281 | DOWN | 4.75 | 1,106 | 1,200 | UP | 8.49 | 1,401 | 1,481 | UP | 5.71 |
| MONTANA | 163 | 178 | UP | 9.20 | 272 | 278 | UP | 2.20 | 435 | 455 | UP | 4.82 |
| NEBRASKA | 120 | 142 | UP | 18.33 | 678 | 739 | UP | 8.84 | 798 | 880 | UP | 10.27 |
| NEVADA | 273 | 181 | DOWN | 33.70 | 138 | 188 | UP | 36.23 | 411 | 369 | DOWN | 10.22 |
| NEW HAMPSHIRE | 51 | 50 | DOWN | 1.97 | 165 | 152 | DOWN | 7.88 | 216 | 202 | DOWN | 6.49 |
| NEW JERSEY | 285 | 275 | DOWN | 3.51 | 1,488 | 2,551 | UP | 71.43 | 1,773 | 2,425 | UP | 59.39 |
| NEW MEXICO | 206 | 267 | UP | 29.61 | 650 | 788 | UP | 21.23 | 856 | 1,055 | UP | 23.24 |
| NEW YORK N | 129 | 142 | UP | 10.07 | 903 | 940 | UP | 4.09 | 1,032 | 1,082 | UP | 4.84 |
| NEW YORK E | 724 | 653 | DOWN | 9.91 | 2,317 | 2,962 | UP | 27.83 | 3,041 | 3,615 | UP | 18.87 |
| NEW YORK S | 1,073 | 893 | DOWN | 16.78 | 1,718 | 2,409 | UP | 40.22 | 2,791 | 3,302 | UP | 18.30 |
| NEW YORK W | 1,079 | 232 | UP | 29.60 | 741 | 1,031 | UP | 39.13 | 920 | 1,263 | UP | 37.28 |
| N CAROLINA E | 247 | 234 | DOWN | 5.27 | 638 | 792 | UP | 24.13 | 885 | 1,025 | UP | 15.93 |
| N CAROLINA M | 198 | 241 | UP | 21.71 | 521 | 355 | DOWN | 31.87 | 719 | 596 | DOWN | 17.11 |
| N CAROLINA W | 223 | 303 | UP | 35.87 | 264 | 503 | UP | 90.53 | 487 | 808 | UP | 65.50 |
| NORTH DAKOTA | 109 | 139 | UP | 27.52 | 264 | 487 | UP | 84.46 | 373 | 624 | UP | 67.82 |
| OHIO NORTH | 253 | 477 | UP | 88.53 | 2,053 | 2,776 | UP | 35.21 | 2,306 | 3,253 | UP | 41.06 |
| OHIO SOUTH | 296 | 236 | DOWN | 20.28 | 2,089 | 2,930 | UP | 40.25 | 2,385 | 3,166 | UP | 32.74 |
| OKLAHOMA N | 138 | 175 | UP | 26.81 | 802 | 695 | DOWN | 13.35 | 940 | 870 | DOWN | 7.45 |
| OKLAHOMA E | 97 | 162 | UP | 67.01 | 227 | 311 | UP | 37.00 | 324 | 473 | UP | 45.98 |
| OKLAHOMA W | 289 | 249 | DOWN | 13.85 | 614 | 684 | UP | 11.40 | 903 | 933 | UP | 3.32 |
| OREGON | 151 | 200 | UP | 32.45 | 682 | 1,292 | UP | 83.57 | 833 | 1,452 | UP | 74.30 |
| PENNSYLVANIA E | 484 | 434 | DOWN | 10.34 | 1,275 | 1,406 | UP | 10.27 | 1,759 | 1,840 | UP | 4.60 |
| PENNSYLVANIA M | 136 | 47 | DOWN | 65.45 | 484 | 768 | UP | 58.67 | 620 | 815 | UP | 31.45 |
| PENNSYLVANIA W | 271 | 236 | DOWN | 12.92 | 1,158 | 1,781 | UP | 53.79 | 1,429 | 2,017 | UP | 41.14 |
| PUERTO RICO | 31 | 330 | UP | 964.51 | 63 | 1,471 | UP | 2234.92 | 94 | 1,801 | UP | 1815.95 |
| RHODE ISLAND | 86 | 92 | UP | 6.97 | 219 | 263 | UP | 20.09 | 305 | 355 | UP | 16.39 |
| S CAROLINA | 392 | 372 | DOWN | 5.11 | 1,517 | 1,503 | DOWN | 0.93 | 1,909 | 1,875 | DOWN | 1.79 |
| S DAKOTA | 198 | 211 | UP | 6.56 | 319 | 475 | UP | 48.90 | 517 | 686 | UP | 32.68 |
| TENNESSEE E | 227 | 293 | UP | 24.66 | 531 | 741 | UP | 39.54 | 758 | 1,024 | UP | 35.09 |
| TENNESSEE M | 249 | 274 | UP | 10.04 | 487 | 640 | UP | 31.41 | 736 | 914 | UP | 24.19 |
| TENNESSEE W | 280 | 246 | DOWN | 12.15 | 585 | 798 | UP | 36.41 | 865 | 1,044 | UP | 20.69 |
| TEXAS NORTH | 701 | 677 | DOWN | 3.43 | 1,241 | 1,140 | DOWN | 8.14 | 1,942 | 1,817 | DOWN | 6.44 |
| TEXAS EAST | 167 | 166 | DOWN | 0.60 | 640 | 694 | UP | 8.43 | 807 | 860 | UP | 6.56 |
| TEXAS SOUTH | 1,673 | 1,596 | DOWN | 4.61 | 1,229 | 1,862 | UP | 51.50 | 2,902 | 3,459 | UP | 19.15 |
| TEXAS WEST | 784 | 1,031 | UP | 31.50 | 828 | 981 | UP | 18.47 | 1,612 | 2,012 | UP | 24.81 |
| UTAH | 174 | 185 | UP | 6.32 | 588 | 836 | UP | 42.17 | 762 | 1,021 | UP | 33.98 |
| VERMONT | 32 | 80 | UP | 150.00 | 227 | 279 | UP | 22.90 | 259 | 359 | UP | 38.61 |
| VIRGINIA E | 674 | 725 | UP | 7.56 | 803 | 2,159 | UP | 168.86 | 1,477 | 2,884 | UP | 95.26 |
| VIRGINIA M | 153 | 161 | UP | 5.22 | 1,116 | 1,491 | UP | 33.60 | 1,269 | 1,652 | UP | 30.18 |
| WASHINGTON E | 229 | 259 | UP | 13.10 | 379 | 396 | UP | 4.48 | 608 | 655 | UP | 7.73 |
| WASHINGTON W | 442 | 577 | UP | 30.54 | 887 | 362 | DOWN | 59.19 | 1,329 | 939 | DOWN | 29.35 |
| WEST VIRGINIA N | 45 | 153 | UP | 240.00 | 147 | 381 | UP | 159.18 | 192 | 534 | UP | 179.12 |
| WEST VIRGINIA S | 141 | 199 | UP | 40.42 | 525 | 1,190 | UP | 126.66 | 666 | 1,388 | UP | 108.40 |
| WISCONSIN E | 186 | 187 | UP | 0.53 | 841 | 1,025 | UP | 21.87 | 1,027 | 1,212 | UP | 19.01 |
| WISCONSIN W | 86 | 86 | UP | 0.00 | 875 | 1,089 | UP | 24.45 | 961 | 1,175 | UP | 22.26 |
| WYOMING | 77 | 116 | UP | 50.64 | 187 | 211 | UP | 12.83 | 264 | 327 | UP | 23.86 |
| GUAM | 24 | 22 | DOWN | 8.34 | 217 | 54 | DOWN | 75.12 | 241 | 75 | DOWN | 68.47 |
| VIRGIN ISLANDS | 344 | 399 | UP | 15.98 | 26 | 31 | UP | 19.23 | 370 | 430 | UP | 16.21 |
| TOTALS | 29,322 | 31,243 | UP | 6.55 | 74,406 | 93,694 | UP | 25.92 | 103,728 | 124,937 | UP | 20.44 |

1/ INCLUDES CASES INSTITUTED BY TRANSFER UNDER RULE 20.
2/ INCLUDES LAND ACQUISITION CASES.

TABLE 9
 UNITED STATES CASES TERMINATED IN U.S. DISTRICT AND APPELLATE COURTS AND STATE COURTS
 (FISCAL YEAR 1982 COMPARED WITH FISCAL YEAR 1983)

| JUDICIAL DISTRICTS | 1/ | | | 2/ | | | 1/ 2/ | | |
|--------------------|--------|------------------|--------------------------|--------|---------------|--------------------------|--------|---------------|--------------------------|
| | 1982 | CRIMINAL 1983 | PER CENT OF CHANGE | 1982 | CIVIL 1983 | PER CENT OF CHANGE | 1982 | TOTAL 1983 | PER CENT OF CHANGE |
| ALABAMA N | 387 | 401 | UP 3.61 | 1,250 | 1,186 | DOWN 5.12 | 1,637 | 1,587 | DOWN 3.06 |
| ALABAMA M | 150 | 175 | UP 16.66 | 192 | 331 | UP 72.39 | 342 | 505 | UP 47.95 |
| ALABAMA S | 113 | 125 | UP 10.61 | 186 | 305 | UP 63.97 | 299 | 430 | UP 43.81 |
| ALASKA | 203 | 187 | DOWN 7.89 | 268 | 552 | UP 105.97 | 471 | 739 | UP 56.90 |
| ARIZONA | 527 | 713 | UP 35.29 | 679 | 873 | UP 28.57 | 1,206 | 1,596 | UP 31.50 |
| ARKANSAS E | 245 | 218 | DOWN 11.03 | 563 | 665 | UP 18.11 | 808 | 883 | UP 9.28 |
| ARKANSAS M | 81 | 117 | UP 44.44 | 241 | 403 | UP 67.21 | 322 | 520 | UP 61.49 |
| CALIF N | 867 | 426 | DOWN 50.87 | 1,714 | 2,539 | UP 48.13 | 2,581 | 2,965 | UP 14.87 |
| CALIF C | 1,403 | 860 | DOWN 38.71 | 2,019 | 1,393 | DOWN 31.01 | 3,422 | 2,253 | DOWN 34.17 |
| CALIF E | 402 | 601 | UP 49.50 | 588 | 574 | DOWN 2.39 | 990 | 1,175 | UP 18.68 |
| CALIF S | 958 | 986 | UP 2.92 | 451 | 326 | DOWN 27.72 | 1,409 | 1,312 | DOWN 6.89 |
| COLORADO | 386 | 378 | DOWN 2.05 | 200 | 862 | UP 331.00 | 580 | 1,240 | UP 113.79 |
| CONNECTICUT | 215 | 233 | UP 8.37 | 935 | 1,147 | UP 22.67 | 1,150 | 1,380 | UP 20.00 |
| DELAWARE | 99 | 60 | DOWN 39.40 | 223 | 246 | UP 10.31 | 322 | 305 | DOWN 4.97 |
| DIST OF COLUMBIA | 693 | 757 | UP 9.23 | 736 | 1,549 | UP 110.46 | 1,429 | 2,305 | UP 61.37 |
| FLORIDA N | 137 | 105 | DOWN 23.36 | 546 | 495 | DOWN 9.35 | 683 | 600 | DOWN 12.16 |
| FLORIDA M | 453 | 658 | UP 45.25 | 1,299 | 1,748 | UP 34.56 | 1,752 | 2,405 | UP 37.32 |
| FLORIDA S | 1,417 | 1,026 | DOWN 27.60 | 2,128 | 1,793 | DOWN 15.75 | 3,545 | 2,819 | DOWN 20.48 |
| GEORGIA N | 478 | 518 | UP 8.36 | 904 | 645 | DOWN 28.66 | 1,382 | 1,163 | DOWN 15.85 |
| GEORGIA M | 909 | 585 | DOWN 35.65 | 390 | 352 | DOWN 9.75 | 1,299 | 937 | DOWN 27.87 |
| GEORGIA S | 224 | 157 | DOWN 29.92 | 307 | 401 | UP 30.61 | 531 | 558 | UP 5.08 |
| HAWAII | 70 | 160 | UP 128.57 | 171 | 359 | UP 109.94 | 241 | 519 | UP 115.35 |
| IDAHO | 120 | 131 | UP 9.16 | 554 | 384 | DOWN 30.69 | 674 | 515 | DOWN 23.60 |
| ILLINOIS N | 466 | 879 | UP 88.62 | 1,902 | 2,442 | UP 28.39 | 2,368 | 3,321 | UP 40.24 |
| ILLINOIS M | 74 | 195 | UP 150.00 | 318 | 647 | UP 103.45 | 392 | 832 | UP 112.24 |
| ILLINOIS C | 206 | 279 | UP 35.43 | 420 | 646 | UP 53.80 | 626 | 925 | UP 47.76 |
| INDIANA N | 154 | 142 | DOWN 7.80 | 614 | 832 | UP 35.50 | 768 | 974 | UP 26.82 |
| INDIANA S | 130 | 215 | UP 65.38 | 817 | 778 | DOWN 4.78 | 947 | 993 | UP 4.85 |
| IOWA NORTH | 57 | 91 | UP 59.64 | 159 | 706 | UP 344.02 | 216 | 797 | UP 268.98 |
| IOWA SOUTH | 116 | 102 | DOWN 13.56 | 320 | 423 | UP 32.18 | 438 | 525 | UP 19.86 |
| KANSAS | 283 | 238 | DOWN 15.91 | 995 | 1,224 | UP 23.01 | 1,278 | 1,462 | UP 14.39 |
| KENTUCKY E | 206 | 178 | DOWN 11.00 | 1,350 | 1,279 | DOWN 5.26 | 1,550 | 1,457 | DOWN 6.00 |
| KENTUCKY W | 171 | 213 | UP 24.56 | 572 | 804 | UP 40.55 | 743 | 1,017 | UP 36.87 |
| LOUISIANA E | 232 | 572 | UP 146.55 | 399 | 358 | DOWN 10.28 | 631 | 930 | UP 47.38 |
| LOUISIANA M | 57 | 190 | UP 233.33 | 181 | 354 | UP 95.58 | 238 | 544 | UP 128.57 |
| LOUISIANA W | 128 | 106 | DOWN 17.19 | 696 | 497 | DOWN 28.60 | 824 | 603 | DOWN 26.83 |
| MAINE | 72 | 70 | DOWN 2.78 | 385 | 231 | DOWN 40.00 | 457 | 301 | DOWN 34.14 |
| MARYLAND | 498 | 814 | UP 63.45 | 1,184 | 575 | DOWN 51.44 | 1,682 | 1,389 | DOWN 17.42 |
| MASSACHUSETTS | 358 | 320 | DOWN 10.62 | 1,284 | 665 | DOWN 48.21 | 1,642 | 985 | DOWN 40.02 |
| MICHIGAN E | 508 | 547 | UP 7.67 | 1,950 | 2,094 | UP 7.38 | 2,458 | 2,641 | UP 7.44 |
| MICHIGAN W | 232 | 230 | DOWN 0.87 | 882 | 789 | DOWN 10.55 | 1,114 | 1,019 | DOWN 8.53 |
| MINNESOTA | 261 | 265 | UP 1.53 | 1,428 | 1,592 | UP 11.48 | 1,689 | 1,857 | UP 9.94 |
| MISSISSIPPI N | 83 | 63 | DOWN 24.10 | 165 | 263 | UP 59.39 | 248 | 325 | UP 31.45 |
| MISSISSIPPI S | 90 | 105 | UP 16.66 | 574 | 410 | DOWN 28.58 | 664 | 515 | DOWN 22.44 |
| MISSOURI E | 276 | 373 | UP 35.14 | 399 | 304 | DOWN 23.81 | 675 | 677 | UP 0.29 |
| MISSOURI W | 268 | 272 | UP 1.49 | 878 | 1,086 | UP 23.69 | 1,146 | 1,355 | UP 18.49 |
| MONTANA | 145 | 196 | UP 35.17 | 191 | 227 | UP 18.84 | 336 | 423 | UP 25.89 |
| NEBRASKA | 106 | 127 | UP 19.81 | 539 | 643 | UP 19.29 | 645 | 770 | UP 19.37 |
| NEVADA | 168 | 200 | UP 19.04 | 133 | 88 | DOWN 33.84 | 301 | 288 | DOWN 4.32 |
| NEW HAMPSHIRE | 54 | 59 | UP 9.25 | 169 | 134 | DOWN 20.72 | 223 | 193 | DOWN 13.46 |
| NEW JERSEY | 578 | 325 | DOWN 43.78 | 513 | 957 | UP 86.54 | 1,091 | 1,282 | UP 17.50 |
| NEW MEXICO | 247 | 236 | DOWN 4.46 | 592 | 439 | DOWN 25.85 | 839 | 675 | DOWN 19.53 |
| NEW YORK N | 131 | 175 | UP 33.58 | 694 | 818 | UP 17.86 | 825 | 993 | UP 20.36 |
| NEW YORK E | 745 | 695 | DOWN 6.72 | 1,391 | 2,183 | UP 56.93 | 2,136 | 2,878 | UP 34.73 |
| NEW YORK S | 1,181 | 806 | DOWN 31.76 | 1,483 | 2,726 | UP 83.81 | 2,664 | 3,532 | UP 32.58 |
| NEW YORK W | 123 | 234 | UP 90.24 | 656 | 962 | UP 46.64 | 779 | 1,195 | UP 53.53 |
| N CAROLINA E | 199 | 248 | UP 24.62 | 614 | 611 | DOWN 0.49 | 813 | 859 | UP 5.65 |
| N CAROLINA M | 175 | 223 | UP 27.42 | 440 | 368 | DOWN 16.37 | 615 | 591 | DOWN 3.91 |
| N CAROLINA W | 182 | 297 | UP 63.18 | 282 | 348 | UP 23.40 | 464 | 645 | UP 39.00 |
| NORTH DAKOTA | 91 | 100 | UP 9.89 | 254 | 264 | UP 3.93 | 345 | 364 | UP 5.50 |
| OHIO NORTH | 214 | 848 | UP 296.26 | 968 | 1,354 | UP 39.87 | 1,182 | 2,202 | UP 86.29 |
| OHIO SOUTH | 271 | 253 | DOWN 6.65 | 1,534 | 2,099 | UP 36.83 | 1,805 | 2,352 | UP 30.30 |
| OKLAHOMA N | 131 | 165 | UP 25.95 | 720 | 638 | DOWN 11.39 | 851 | 803 | DOWN 5.65 |
| OKLAHOMA E | 87 | 149 | UP 71.26 | 189 | 197 | UP 4.23 | 276 | 346 | UP 25.36 |
| OKLAHOMA W | 232 | 253 | UP 9.05 | 647 | 493 | DOWN 23.81 | 879 | 746 | DOWN 15.14 |
| OREGON | 113 | 162 | UP 43.36 | 188 | 709 | UP 277.12 | 301 | 871 | UP 189.36 |
| PENNSYLVANIA E | 421 | 539 | UP 28.02 | 1,156 | 912 | DOWN 21.11 | 1,577 | 1,491 | DOWN 5.44 |
| PENNSYLVANIA M | 92 | 2 | DOWN 97.83 | 130 | 94 | DOWN 27.70 | 222 | 95 | DOWN 56.76 |
| PENNSYLVANIA W | 262 | 303 | UP 15.64 | 830 | 1,358 | UP 63.61 | 1,092 | 1,661 | UP 52.10 |
| PUERTO RICO | 136 | 297 | UP 111.02 | 473 | 1,081 | UP 128.54 | 609 | 1,358 | UP 124.63 |
| RHODE ISLAND | 120 | 98 | DOWN 18.34 | 144 | 325 | UP 125.69 | 264 | 423 | UP 60.22 |
| S CAROLINA | 349 | 318 | DOWN 8.89 | 1,121 | 1,174 | UP 4.72 | 1,470 | 1,492 | UP 1.49 |
| S DAKOTA | 180 | 195 | UP 8.33 | 263 | 261 | DOWN 0.77 | 443 | 455 | UP 2.93 |
| TENNESSEE E | 200 | 233 | UP 16.50 | 427 | 515 | UP 20.60 | 627 | 748 | UP 19.29 |
| TENNESSEE M | 224 | 253 | UP 12.94 | 535 | 491 | DOWN 8.23 | 759 | 744 | DOWN 1.98 |
| TENNESSEE W | 302 | 232 | DOWN 23.18 | 418 | 590 | UP 41.14 | 720 | 822 | UP 14.16 |
| TEXAS NORTH | 483 | 545 | UP 12.83 | 1,193 | 1,005 | DOWN 15.75 | 1,676 | 1,550 | DOWN 7.52 |
| TEXAS EAST | 177 | 154 | DOWN 13.00 | 556 | 448 | DOWN 19.43 | 733 | 602 | DOWN 17.88 |
| TEXAS SOUTH | 1,587 | 1,556 | DOWN 1.96 | 1,279 | 1,156 | DOWN 9.62 | 2,866 | 2,712 | DOWN 5.38 |
| TEXAS WEST | 840 | 911 | UP 8.45 | 772 | 722 | DOWN 6.48 | 1,612 | 1,633 | UP 1.30 |
| UTAH | 182 | 172 | DOWN 5.50 | 424 | 883 | UP 108.25 | 606 | 1,055 | UP 74.09 |
| VERMONT | 80 | 69 | DOWN 13.75 | 211 | 209 | DOWN 0.95 | 291 | 278 | DOWN 4.47 |
| VIRGINIA E | 665 | 785 | UP 18.04 | 867 | 790 | DOWN 8.89 | 1,532 | 1,575 | UP 2.80 |
| VIRGINIA W | 146 | 119 | DOWN 18.50 | 1,212 | 1,131 | DOWN 6.69 | 1,358 | 1,250 | DOWN 7.96 |
| WASHINGTON E | 209 | 241 | UP 15.31 | 290 | 364 | UP 25.51 | 499 | 605 | UP 21.24 |
| WASHINGTON W | 438 | 647 | UP 47.71 | 945 | 763 | DOWN 19.26 | 1,383 | 1,410 | UP 1.95 |
| WEST VIRGINIA N | 44 | 114 | UP 159.09 | 89 | 127 | UP 42.69 | 133 | 241 | UP 81.20 |
| WEST VIRGINIA S | 131 | 155 | UP 18.32 | 657 | 927 | UP 41.09 | 788 | 1,082 | UP 37.30 |
| WISCONSIN E | 181 | 198 | UP 9.39 | 742 | 618 | DOWN 16.72 | 923 | 815 | DOWN 11.60 |
| WISCONSIN W | 123 | 88 | DOWN 28.46 | 792 | 1,025 | UP 29.41 | 915 | 1,113 | UP 21.63 |
| WYOMING | 72 | 99 | UP 37.50 | 125 | 219 | UP 75.20 | 197 | 318 | UP 61.42 |
| GUAM | 27 | 15 | DOWN 44.45 | 39 | 22 | DOWN 43.59 | 66 | 37 | DOWN 43.94 |
| VIRGIN ISLANDS | 251 | 346 | UP 37.84 | 7 | 18 | UP 157.14 | 258 | 354 | UP 41.09 |
| TOTALS | 28,548 | 30,451 | UP 6.66 | 62,310 | 71,613 | UP 14.93 | 90,858 | 102,064 | UP 12.33 |

1/ INCLUDES CASES TERMINATED BY TRANSFER UNDER RULE 20 AND CASES DISMISSED BECAUSE OF SUPERSEDING INDICTMENTS OR INFORMATION
 2/ INCLUDES LAND ACQUISITION CASES.

TABLE 10
 UNITED STATES CASES PENDING IN U.S. DISTRICT AND APPELLATE COURTS AND STATE COURTS
 (FISCAL YEAR 1982 COMPARED WITH FISCAL YEAR 1983)

| JUDICIAL DISTRICTS | CRIMINAL 1/ | | | 1982 | CIVIL 2/ | | | 1982 | TOTAL 2/ | | |
|--------------------|-------------|--------|--------------------|---------|----------|--------------------|---------|---------|------------|--------------------|--|
| | 1982 | 1983 | PER CENT OF CHANGE | | 1983 | PER CENT OF CHANGE | 1982 | | 1983 | PER CENT OF CHANGE | |
| ALABAMA N | 164 | 163 | DOWN 0.61 | 1,403 | 2,033 | UP 44.90 | 1,567 | 2,196 | UP 40.14 | | |
| ALABAMA N | 42 | 67 | UP 59.52 | 459 | 576 | UP 25.49 | 501 | 643 | UP 28.34 | | |
| ALABAMA S | 78 | 95 | UP 21.79 | 323 | 534 | UP 65.32 | 401 | 629 | UP 56.85 | | |
| ALASKA | 144 | 110 | DOWN 23.62 | 609 | 500 | DOWN 17.90 | 753 | 610 | DOWN 19.00 | | |
| ARIZONA | 918 | 886 | DOWN 3.49 | 1,079 | 1,253 | UP 16.12 | 1,997 | 2,159 | UP 7.11 | | |
| ARKANSAS C | 91 | 72 | DOWN 20.88 | 1,064 | 1,473 | UP 38.43 | 1,155 | 1,545 | UP 33.76 | | |
| ARKANSAS W | 32 | 44 | UP 37.50 | 513 | 698 | UP 36.06 | 545 | 742 | UP 36.14 | | |
| CALIF N | 503 | 412 | DOWN 18.10 | 2,380 | 2,123 | DOWN 10.38 | 2,883 | 2,545 | DOWN 11.72 | | |
| CALIF C | 1,282 | 1,465 | UP 14.27 | 2,394 | 3,108 | UP 29.82 | 3,676 | 4,573 | UP 24.40 | | |
| CALIF E | 583 | 581 | DOWN 0.35 | 1,575 | 1,910 | UP 21.26 | 2,158 | 2,491 | UP 15.43 | | |
| CALIF S | 336 | 518 | UP 54.16 | 463 | 704 | UP 52.05 | 799 | 1,222 | UP 52.64 | | |
| COLORADO | 227 | 246 | UP 8.37 | 859 | 975 | UP 13.50 | 1,086 | 1,221 | UP 12.43 | | |
| CONNECTICUT | 191 | 226 | UP 18.32 | 1,995 | 1,972 | DOWN 1.16 | 2,186 | 2,198 | UP 0.54 | | |
| DELAWARE | 18 | 26 | UP 44.44 | 163 | 169 | UP 15.95 | 181 | 215 | UP 18.78 | | |
| DIST OF COLUMBIA | 532 | 1,269 | UP 138.53 | 3,371 | 3,288 | DOWN 2.47 | 3,903 | 4,557 | UP 16.75 | | |
| FLORIDA N | 102 | 117 | UP 9.80 | 499 | 587 | UP 17.63 | 601 | 699 | UP 16.30 | | |
| FLORIDA N | 490 | 501 | UP 2.24 | 1,973 | 2,107 | UP 6.79 | 2,463 | 2,606 | UP 5.85 | | |
| FLORIDA S | 1,637 | 1,937 | UP 18.32 | 2,592 | 3,177 | UP 22.56 | 4,229 | 5,114 | UP 20.92 | | |
| GEORGIA N | 381 | 297 | DOWN 22.05 | 1,310 | 1,582 | UP 20.76 | 1,691 | 1,879 | UP 11.11 | | |
| GEORGIA N | 67 | 93 | UP 38.60 | 420 | 589 | UP 40.23 | 487 | 682 | UP 40.04 | | |
| GEORGIA S | 86 | 75 | DOWN 12.60 | 492 | 588 | UP 21.54 | 578 | 673 | UP 16.43 | | |
| HAWAII | 59 | 75 | UP 27.12 | 523 | 832 | UP 59.08 | 582 | 1,002 | UP 72.16 | | |
| IDAH0 | 72 | 82 | UP 13.89 | 542 | 599 | UP 10.51 | 614 | 661 | UP 10.91 | | |
| ILLINOIS N | 1,159 | 1,082 | DOWN 6.69 | 3,668 | 3,993 | UP 8.86 | 4,867 | 5,075 | UP 4.27 | | |
| ILLINOIS S | 171 | 169 | DOWN 1.17 | 726 | 675 | DOWN 7.29 | 899 | 644 | DOWN 28.59 | | |
| ILLINOIS C | 157 | 143 | DOWN 8.92 | 692 | 738 | UP 6.64 | 849 | 873 | UP 2.82 | | |
| INDIANA N | 96 | 86 | DOWN 10.42 | 1,132 | 1,198 | UP 5.83 | 1,228 | 1,264 | UP 2.96 | | |
| INDIANA S | 140 | 123 | DOWN 12.15 | 1,021 | 1,200 | UP 17.53 | 1,161 | 1,323 | UP 13.95 | | |
| IOWA NORTH | 74 | 47 | DOWN 36.49 | 611 | 530 | DOWN 13.26 | 685 | 577 | DOWN 15.77 | | |
| IOWA SOUTH | 56 | 60 | UP 7.14 | 372 | 502 | UP 34.94 | 428 | 562 | UP 31.30 | | |
| KANSAS | 153 | 190 | UP 24.18 | 1,018 | 1,378 | UP 35.45 | 1,171 | 1,510 | UP 29.83 | | |
| KENTUCKY E | 137 | 129 | DOWN 5.84 | 3,736 | 3,620 | DOWN 3.11 | 3,873 | 3,749 | DOWN 3.21 | | |
| KENTUCKY W | 265 | 278 | UP 4.90 | 1,417 | 1,580 | UP 11.50 | 1,682 | 1,658 | UP 1.44 | | |
| LOUISIANA C | 209 | 144 | DOWN 31.11 | 702 | 955 | UP 36.03 | 911 | 1,059 | UP 16.57 | | |
| LOUISIANA N | 104 | 45 | DOWN 56.74 | 256 | 215 | DOWN 16.67 | 362 | 260 | DOWN 28.18 | | |
| LOUISIANA W | 103 | 116 | UP 12.62 | 970 | 1,347 | UP 38.86 | 1,073 | 1,463 | UP 36.24 | | |
| MAINE | 82 | 81 | DOWN 1.22 | 747 | 847 | UP 13.38 | 829 | 926 | UP 11.64 | | |
| MARYLAND | 697 | 270 | DOWN 61.27 | 1,736 | 1,744 | UP 0.46 | 2,433 | 2,014 | DOWN 17.23 | | |
| MASSACHUSETTS | 414 | 415 | UP 0.24 | 2,084 | 2,974 | UP 42.70 | 2,498 | 3,388 | UP 35.66 | | |
| MICHIGAN C | 363 | 359 | DOWN 1.11 | 2,612 | 3,549 | UP 35.87 | 2,975 | 3,906 | UP 31.26 | | |
| MICHIGAN W | 139 | 85 | DOWN 38.85 | 1,393 | 1,651 | UP 18.52 | 1,532 | 1,736 | UP 13.21 | | |
| MINNESOTA | 169 | 144 | DOWN 14.60 | 1,514 | 1,450 | DOWN 4.23 | 1,683 | 1,594 | DOWN 5.29 | | |
| MISSISSIPPI N | 24 | 42 | UP 75.00 | 479 | 535 | UP 11.69 | 503 | 577 | UP 14.71 | | |
| MISSISSIPPI S | 130 | 142 | UP 9.23 | 646 | 955 | UP 47.83 | 776 | 1,097 | UP 41.26 | | |
| MISSOURI C | 193 | 149 | DOWN 22.80 | 324 | 470 | UP 45.06 | 517 | 619 | UP 19.72 | | |
| MISSOURI W | 135 | 144 | UP 6.66 | 989 | 1,103 | UP 11.52 | 1,124 | 1,247 | UP 10.94 | | |
| MONTANA | 84 | 66 | DOWN 21.43 | 323 | 374 | UP 15.78 | 407 | 446 | UP 9.58 | | |
| NEBRASKA | 78 | 93 | UP 19.23 | 671 | 766 | UP 14.15 | 749 | 859 | UP 14.69 | | |
| NEVADA | 291 | 272 | DOWN 6.53 | 234 | 334 | UP 42.73 | 525 | 666 | UP 26.86 | | |
| NEW HAMPSHIRE | 26 | 17 | DOWN 34.62 | 154 | 172 | UP 11.68 | 180 | 189 | UP 5.00 | | |
| NEW JERSEY | 335 | 285 | DOWN 14.93 | 3,126 | 4,720 | UP 50.99 | 3,461 | 5,005 | UP 44.61 | | |
| NEW MEXICO | 120 | 151 | UP 25.83 | 592 | 941 | UP 58.95 | 712 | 1,052 | UP 47.05 | | |
| NEW YORK N | 169 | 136 | DOWN 19.53 | 1,301 | 1,423 | UP 9.37 | 1,470 | 1,555 | UP 5.75 | | |
| NEW YORK E | 929 | 887 | DOWN 5.60 | 7,824 | 8,603 | UP 9.95 | 8,753 | 9,490 | UP 8.41 | | |
| NEW YORK C | 1,014 | 1,101 | UP 8.57 | 4,157 | 3,840 | DOWN 7.63 | 5,171 | 4,941 | DOWN 4.45 | | |
| NEW YORK W | 139 | 137 | DOWN 1.44 | 1,070 | 1,139 | UP 6.44 | 1,209 | 1,276 | UP 5.54 | | |
| N CAROLINA E | 125 | 111 | DOWN 11.20 | 744 | 925 | UP 24.32 | 869 | 1,036 | UP 19.21 | | |
| N CAROLINA W | 87 | 105 | UP 20.68 | 373 | 360 | DOWN 3.49 | 460 | 465 | UP 1.08 | | |
| N CAROLINA S | 112 | 118 | UP 5.35 | 280 | 435 | UP 55.35 | 392 | 553 | UP 41.07 | | |
| NORTH DAKOTA | 65 | 104 | UP 60.00 | 244 | 467 | UP 91.39 | 309 | 571 | UP 84.78 | | |
| OHIO NORTH | 727 | 356 | DOWN 51.04 | 5,618 | 7,040 | UP 25.31 | 6,345 | 7,396 | UP 16.56 | | |
| OHIO SOUTH | 151 | 134 | DOWN 11.26 | 2,822 | 3,653 | UP 29.44 | 2,973 | 3,787 | UP 27.37 | | |
| OKLAHOMA N | 71 | 81 | UP 14.08 | 456 | 513 | UP 12.50 | 527 | 594 | UP 12.71 | | |
| OKLAHOMA W | 45 | 58 | UP 28.68 | 233 | 347 | UP 48.92 | 278 | 405 | UP 45.68 | | |
| OKLAHOMA C | 159 | 195 | UP 22.64 | 533 | 724 | UP 35.83 | 732 | 919 | UP 25.64 | | |
| OREGON | 323 | 361 | UP 11.76 | 1,831 | 2,374 | UP 29.65 | 2,154 | 2,735 | UP 26.97 | | |
| PENNSYLVANIA E | 333 | 228 | DOWN 31.54 | 1,765 | 2,259 | UP 27.98 | 2,098 | 2,467 | UP 18.54 | | |
| PENNSYLVANIA W | 186 | 231 | UP 24.19 | 1,264 | 1,938 | UP 53.32 | 1,450 | 2,169 | UP 49.56 | | |
| PENNSYLVANIA N | 194 | 127 | DOWN 34.54 | 1,245 | 1,668 | UP 38.87 | 1,439 | 1,795 | UP 24.73 | | |
| PUERTO RICO | 214 | 257 | UP 20.09 | 1,380 | 1,770 | UP 28.26 | 1,594 | 2,027 | UP 27.16 | | |
| RHODE ISLAND | 73 | 67 | DOWN 8.22 | 551 | 489 | DOWN 11.26 | 624 | 556 | DOWN 10.90 | | |
| S CAROLINA | 261 | 315 | UP 20.68 | 2,501 | 2,830 | UP 13.15 | 2,762 | 3,145 | UP 13.86 | | |
| S DAKOTA | 94 | 110 | UP 17.02 | 334 | 548 | UP 64.07 | 428 | 658 | UP 53.73 | | |
| TENNESSEE E | 89 | 139 | UP 56.17 | 465 | 691 | UP 48.60 | 554 | 630 | UP 12.45 | | |
| TENNESSEE W | 148 | 169 | UP 14.18 | 414 | 563 | UP 35.99 | 562 | 732 | UP 30.24 | | |
| TENNESSEE N | 235 | 299 | UP 27.23 | 687 | 895 | UP 29.26 | 972 | 1,194 | UP 22.83 | | |
| TEXAS NORTH | 600 | 732 | UP 22.00 | 1,365 | 1,500 | UP 9.89 | 1,965 | 2,232 | UP 13.58 | | |
| TEXAS EAST | 75 | 87 | UP 16.00 | 965 | 1,211 | UP 25.49 | 1,040 | 1,298 | UP 24.80 | | |
| TEXAS SOUTH | 1,208 | 1,248 | UP 3.31 | 1,785 | 2,491 | UP 39.55 | 2,993 | 3,739 | UP 24.92 | | |
| TEXAS WEST | 511 | 631 | UP 23.48 | 1,007 | 1,266 | UP 25.71 | 1,518 | 1,897 | UP 25.64 | | |
| UTAH | 68 | 81 | UP 19.11 | 637 | 590 | DOWN 7.38 | 705 | 671 | DOWN 4.83 | | |
| VERMONT | 82 | 93 | UP 13.41 | 224 | 294 | UP 31.25 | 306 | 367 | UP 20.00 | | |
| VIRGINIA E | 335 | 275 | DOWN 17.92 | 644 | 2,013 | UP 212.57 | 979 | 2,268 | UP 133.70 | | |
| VIRGINIA W | 104 | 146 | UP 40.38 | 1,105 | 1,465 | UP 32.57 | 1,209 | 1,611 | UP 33.25 | | |
| WASHINGTON E | 133 | 151 | UP 13.53 | 509 | 541 | UP 6.28 | 642 | 692 | UP 7.78 | | |
| WASHINGTON W | 542 | 472 | DOWN 12.92 | 1,215 | 814 | DOWN 33.01 | 1,757 | 1,286 | DOWN 26.81 | | |
| WEST VIRGINIA N | 25 | 64 | UP 156.00 | 488 | 747 | UP 52.04 | 513 | 806 | UP 57.11 | | |
| WEST VIRGINIA S | 105 | 148 | UP 40.95 | 1,096 | 1,359 | UP 23.99 | 1,201 | 1,507 | UP 25.47 | | |
| WISCONSIN E | 154 | 143 | DOWN 7.15 | 960 | 1,387 | UP 44.53 | 1,134 | 1,530 | UP 34.92 | | |
| WISCONSIN W | 68 | 66 | DOWN 2.95 | 988 | 1,052 | UP 6.47 | 1,056 | 1,118 | UP 5.87 | | |
| WYOMING | 47 | 64 | UP 36.17 | 199 | 191 | DOWN 4.03 | 246 | 255 | UP 3.65 | | |
| GUAM | 10 | 17 | UP 70.00 | 796 | 828 | UP 4.02 | 806 | 645 | DOWN 20.10 | | |
| VIRGIN ISLANDS | 387 | 440 | UP 13.69 | 92 | 105 | UP 14.13 | 479 | 545 | UP 13.77 | | |
| TOTALS | 24,666 | 25,458 | UP 3.21 | 113,137 | 135,218 | UP 19.51 | 137,803 | 160,676 | UP 16.59 | | |

1/ 10-1-82 PENDING FIGURES ADJUSTED TO REFLECT CORRECTIONS REPORTED BY UNITED STATES ATTORNEYS OFFICE
 2/ INCLUDES LAND ACQUISITION CASES.

TABLE 11
 TRIALS IN UNITED STATES CASES IN U.S. DISTRICT AND STATE COURTS
 (FISCAL YEAR 1982 COMPARED WITH FISCAL YEAR 1983)

| JUDICIAL DISTRICTS | CRIMINAL | | | CIVIL | | | TOTAL | | |
|--------------------|----------|-------|--------------------|-------|-------|--------------------|-------|-------|--------------------|
| | 1982 | 1983 | PER CENT OF CHANGE | 1982 | 1983 | PER CENT OF CHANGE | 1982 | 1983 | PER CENT OF CHANGE |
| ALABAMA N | 46 | 32 | DOWN 30.44 | 9 | 8 | DOWN 11.12 | 55 | 40 | DOWN 27.28 |
| ALABAMA M | 22 | 14 | DOWN 36.37 | 2 | 15 | UP 650.00 | 24 | 29 | UP 20.83 |
| ALABAMA S | 16 | 22 | UP 37.50 | 7 | 3 | DOWN 57.15 | 23 | 25 | UP 8.69 |
| ALASKA | 21 | 23 | UP 9.52 | 4 | 3 | DOWN 25.00 | 25 | 25 | UP 4.00 |
| ARIZONA | 57 | 59 | UP 3.50 | 14 | 19 | UP 35.71 | 71 | 79 | UP 9.85 |
| ARKANSAS E | 39 | 43 | UP 10.25 | 15 | 13 | DOWN 13.34 | 54 | 55 | UP 3.70 |
| ARKANSAS W | 14 | 13 | DOWN 7.15 | 4 | 2 | DOWN 50.00 | 18 | 15 | DOWN 16.67 |
| CALIF N | 126 | 98 | DOWN 53.97 | 57 | 40 | DOWN 29.83 | 183 | 98 | DOWN 46.45 |
| CALIF C | 185 | 275 | UP 48.64 | 68 | 46 | DOWN 32.36 | 253 | 321 | UP 26.87 |
| CALIF E | 30 | 72 | UP 140.00 | 11 | 9 | DOWN 18.19 | 41 | 81 | UP 97.56 |
| CALIF S | 235 | 305 | UP 29.78 | 40 | 31 | DOWN 22.50 | 275 | 335 | UP 22.19 |
| COLORADO | 41 | 31 | DOWN 24.40 | 1 | 34 | UP 3300.00 | 42 | 65 | UP 54.76 |
| CONNECTICUT | 20 | 23 | UP 15.00 | 4 | 5 | UP 25.00 | 24 | 29 | UP 16.66 |
| DELAWARE | 7 | 2 | DOWN 71.43 | 1 | 1 | 0.00 | 8 | 3 | DOWN 62.50 |
| DIST OF COLUMBIA | 46 | 15 | DOWN 67.40 | 21 | 19 | DOWN 9.53 | 67 | 34 | DOWN 49.25 |
| FLORIDA N | 25 | 27 | UP 8.00 | 9 | 1 | DOWN 88.89 | 34 | 28 | DOWN 17.65 |
| FLORIDA M | 73 | 117 | UP 60.27 | 58 | 119 | UP 105.17 | 131 | 236 | UP 80.15 |
| FLORIDA S | 293 | 163 | DOWN 44.37 | 77 | 48 | DOWN 37.67 | 370 | 211 | DOWN 42.93 |
| GEORGIA N | 59 | 123 | UP 108.47 | 22 | 5 | DOWN 77.28 | 81 | 129 | UP 59.02 |
| GEORGIA M | 90 | 64 | DOWN 28.89 | 6 | 8 | UP 33.33 | 96 | 72 | DOWN 25.00 |
| GEORGIA S | 26 | 18 | DOWN 30.77 | 10 | 16 | UP 60.00 | 36 | 34 | DOWN 5.56 |
| HAWAII | 10 | 26 | UP 160.00 | 1 | 14 | UP 300.00 | 11 | 40 | UP 263.63 |
| IDAHO | 19 | 13 | DOWN 31.58 | 2 | 5 | UP 150.00 | 21 | 19 | DOWN 9.52 |
| ILLINOIS N | 96 | 298 | UP 210.41 | 15 | 40 | UP 166.66 | 111 | 339 | UP 204.50 |
| ILLINOIS S | 5 | 23 | UP 360.00 | 11 | 10 | DOWN 9.10 | 16 | 33 | UP 106.25 |
| ILLINOIS C | 23 | 33 | UP 43.47 | 3 | 5 | UP 66.66 | 26 | 39 | UP 46.15 |
| INDIANA M | 28 | 26 | DOWN 7.15 | 4 | 2 | DOWN 50.00 | 32 | 23 | DOWN 28.12 |
| INDIANA S | 7 | 16 | UP 128.57 | 23 | 21 | DOWN 8.70 | 30 | 37 | UP 23.33 |
| IOWA NORTH | 7 | 2 | DOWN 71.43 | 4 | 8 | UP 100.00 | 11 | 10 | DOWN 9.10 |
| IOWA SOUTH | 14 | 29 | UP 100.00 | 6 | 2 | DOWN 66.67 | 20 | 30 | UP 50.00 |
| KANSAS | 25 | 28 | UP 12.00 | 12 | 19 | UP 58.33 | 37 | 47 | UP 27.02 |
| KENTUCKY E | 43 | 27 | DOWN 37.21 | 2 | 0 | DOWN 100.00 | 45 | 27 | DOWN 40.00 |
| KENTUCKY W | 9 | 18 | UP 100.00 | 3 | 0 | DOWN 100.00 | 12 | 19 | UP 50.00 |
| LOUISIANA E | 18 | 148 | UP 722.22 | 18 | 16 | DOWN 11.12 | 36 | 164 | UP 355.55 |
| LOUISIANA M | 3 | 23 | UP 666.66 | 4 | 3 | DOWN 25.00 | 7 | 25 | UP 271.42 |
| LOUISIANA W | 13 | 10 | DOWN 23.08 | 10 | 12 | UP 20.00 | 23 | 22 | DOWN 4.35 |
| MAINE | 1 | 20 | UP 1900.00 | 2 | 0 | DOWN 100.00 | 3 | 20 | UP 566.66 |
| MARYLAND | 66 | 150 | UP 127.27 | 12 | 13 | UP 8.33 | 78 | 163 | UP 108.97 |
| MASSACHUSETTS | 47 | 145 | UP 208.51 | 3 | 17 | UP 466.66 | 50 | 162 | UP 224.00 |
| MICHIGAN E | 60 | 139 | UP 130.00 | 26 | 35 | UP 34.61 | 86 | 173 | UP 101.16 |
| MICHIGAN W | 21 | 21 | UP 5.00 | 1 | 1 | 0.00 | 21 | 22 | UP 4.76 |
| MINNESOTA | 36 | 37 | UP 2.77 | 5 | 21 | UP 320.00 | 41 | 59 | UP 41.46 |
| MISSISSIPPI N | 19 | 6 | DOWN 68.43 | 4 | 5 | UP 25.00 | 23 | 11 | DOWN 52.13 |
| MISSISSIPPI S | 9 | 7 | DOWN 22.23 | 21 | 6 | DOWN 71.43 | 30 | 13 | DOWN 56.67 |
| MISSOURI E | 63 | 68 | UP 7.93 | 11 | 16 | UP 45.45 | 74 | 84 | UP 13.51 |
| MISSOURI W | 11 | 6 | DOWN 45.46 | 5 | 3 | DOWN 40.00 | 16 | 9 | DOWN 43.75 |
| MONTANA | 18 | 15 | DOWN 16.57 | 10 | 7 | DOWN 30.00 | 22 | 22 | DOWN 21.43 |
| NEBRASKA | 11 | 12 | UP 9.09 | 4 | 3 | DOWN 25.00 | 15 | 15 | 0.00 |
| NEVADA | 16 | 7 | DOWN 56.25 | 9 | 2 | DOWN 77.78 | 25 | 9 | DOWN 64.00 |
| NEW HAMPSHIRE | 7 | 8 | UP 14.28 | 2 | 1 | DOWN 50.00 | 9 | 9 | 0.00 |
| NEW JERSEY | 65 | 190 | UP 192.30 | 0 | 24 | UP 100.00 | 65 | 214 | UP 229.23 |
| NEW MEXICO | 30 | 35 | UP 16.66 | 18 | 15 | DOWN 16.67 | 48 | 50 | UP 4.16 |
| NEW YORK N | 9 | 19 | UP 111.11 | 2 | 1 | DOWN 50.00 | 11 | 20 | UP 81.81 |
| NEW YORK E | 95 | 75 | DOWN 21.06 | 5 | 22 | UP 340.00 | 100 | 97 | DOWN 3.00 |
| NEW YORK S | 117 | 90 | DOWN 23.08 | 52 | 62 | UP 19.23 | 169 | 152 | DOWN 10.06 |
| NEW YORK W | 10 | 33 | UP 230.00 | 2 | 4 | UP 100.00 | 12 | 37 | UP 208.33 |
| N CAROLINA E | 23 | 29 | UP 26.08 | 36 | 28 | DOWN 22.23 | 59 | 57 | DOWN 3.39 |
| N CAROLINA M | 14 | 23 | UP 64.28 | 3 | 2 | DOWN 33.34 | 17 | 25 | UP 47.05 |
| N CAROLINA W | 40 | 33 | DOWN 17.50 | 1 | 0 | DOWN 100.00 | 41 | 33 | DOWN 19.52 |
| NORTH DAKOTA | 17 | 13 | DOWN 23.53 | 5 | 6 | UP 20.00 | 22 | 19 | DOWN 13.64 |
| OHIO NORTH | 15 | 46 | UP 206.66 | 6 | 15 | UP 150.00 | 21 | 61 | UP 190.47 |
| OHIO SOUTH | 23 | 17 | DOWN 26.09 | 9 | 4 | DOWN 55.56 | 32 | 21 | DOWN 34.38 |
| OKLAHOMA N | 16 | 18 | UP 12.50 | 43 | 12 | DOWN 72.10 | 59 | 30 | DOWN 49.15 |
| OKLAHOMA E | 11 | 14 | UP 27.27 | 5 | 1 | DOWN 80.00 | 16 | 15 | DOWN 6.25 |
| OKLAHOMA W | 18 | 21 | UP 16.66 | 20 | 8 | DOWN 60.00 | 38 | 29 | DOWN 23.69 |
| OREGON | 11 | 30 | UP 172.72 | 28 | 38 | UP 35.71 | 39 | 68 | UP 74.35 |
| PENNSYLVANIA E | 101 | 322 | UP 218.81 | 10 | 2 | DOWN 80.00 | 111 | 324 | UP 191.89 |
| PENNSYLVANIA M | 4 | 1 | DOWN 75.00 | 0 | 0 | 0.00 | 4 | 1 | DOWN 75.00 |
| PENNSYLVANIA W | 44 | 64 | UP 45.45 | 3 | 3 | 0.00 | 47 | 67 | UP 42.55 |
| PUERTO RICO | 10 | 7 | DOWN 30.00 | 1 | 4 | UP 300.00 | 11 | 11 | 0.00 |
| RHODE ISLAND | 10 | 16 | UP 60.00 | 0 | 10 | UP 100.00 | 10 | 26 | UP 160.00 |
| S CAROLINA | 43 | 28 | DOWN 34.89 | 13 | 14 | UP 7.69 | 56 | 42 | DOWN 25.00 |
| S DAKOTA | 26 | 34 | UP 30.76 | 18 | 10 | DOWN 44.44 | 44 | 44 | 0.00 |
| TENNESSEE E | 18 | 12 | DOWN 33.34 | 15 | 5 | DOWN 66.67 | 33 | 17 | DOWN 48.49 |
| TENNESSEE M | 14 | 12 | DOWN 14.29 | 9 | 9 | 0.00 | 23 | 21 | DOWN 8.70 |
| TENNESSEE W | 32 | 24 | DOWN 25.00 | 3 | 1 | DOWN 66.67 | 35 | 25 | DOWN 28.58 |
| TEXAS NORTH | 47 | 49 | UP 4.25 | 17 | 29 | UP 70.58 | 64 | 79 | UP 21.87 |
| TEXAS EAST | 10 | 8 | DOWN 20.00 | 9 | 17 | UP 88.88 | 19 | 25 | UP 31.57 |
| TEXAS SOUTH | 91 | 67 | DOWN 26.38 | 97 | 28 | DOWN 24.33 | 128 | 95 | DOWN 25.79 |
| TEXAS WEST | 73 | 73 | 0.00 | 27 | 21 | DOWN 22.23 | 100 | 94 | DOWN 6.00 |
| UTAH | 28 | 25 | DOWN 10.72 | 12 | 12 | 0.00 | 40 | 37 | DOWN 7.50 |
| VERMONT | 9 | 4 | DOWN 55.56 | 2 | 4 | UP 100.00 | 11 | 8 | DOWN 27.28 |
| VIRGINIA E | 182 | 228 | UP 25.27 | 33 | 25 | DOWN 24.25 | 215 | 253 | UP 17.67 |
| VIRGINIA M | 17 | 21 | UP 23.52 | 6 | 1 | DOWN 83.34 | 23 | 22 | DOWN 4.35 |
| WASHINGTON E | 9 | 26 | UP 188.88 | 5 | 9 | UP 80.00 | 14 | 35 | UP 150.00 |
| WASHINGTON W | 56 | 314 | UP 460.71 | 14 | 43 | UP 207.14 | 70 | 357 | UP 410.00 |
| WEST VIRGINIA N | 7 | 16 | UP 128.57 | 1 | 0 | DOWN 100.00 | 8 | 16 | UP 100.00 |
| WEST VIRGINIA S | 13 | 9 | DOWN 30.77 | 3 | 6 | UP 100.00 | 16 | 15 | DOWN 6.25 |
| WISCONSIN E | 28 | 18 | DOWN 35.72 | 4 | 5 | UP 25.00 | 32 | 23 | DOWN 28.13 |
| WISCONSIN M | 30 | 5 | DOWN 83.34 | 6 | 3 | DOWN 50.00 | 36 | 8 | DOWN 77.78 |
| WYOMING | 13 | 5 | DOWN 61.54 | 2 | 13 | UP 550.00 | 15 | 19 | UP 20.00 |
| GUAM | 2 | 3 | UP 50.00 | 1 | 0 | DOWN 100.00 | 3 | 3 | 0.00 |
| VIRGIN ISLANDS | 48 | 59 | UP 22.91 | 0 | 0 | 0.00 | 48 | 59 | UP 22.91 |
| TOTALS | 3,654 | 4,994 | UP 36.67 | 1,159 | 1,248 | UP 7.67 | 4,813 | 6,242 | UP 29.69 |

TABLE 12
CRIMINAL AND CIVIL MATTERS RECEIVED, AND PROCEEDINGS BEFORE GRAND JURY
(FISCAL YEAR 1982 COMPARED WITH FISCAL YEAR 1983)

| JUDICIAL DISTRICTS | CRIMINAL | | | | CIVIL 1/ | | | | GRAND JURY PROCEEDINGS | | | |
|--------------------|----------|--------|--------------------|--------|----------|--------------------|--------|--------|------------------------|--|--|--|
| | 1982 | 1983 | PER CENT OF CHANGE | 1982 | 1983 | PER CENT OF CHANGE | 1982 | 1983 | PER CENT OF CHANGE | | | |
| ALABAMA N | 1,017 | 920 | DOWN 9.54 | 1,718 | 1,885 | UP 9.72 | 319 | 315 | DOWN 1.26 | | | |
| ALABAMA M | 498 | 549 | UP 10.24 | 382 | 466 | UP 21.98 | 93 | 119 | UP 27.95 | | | |
| ALABAMA S | 414 | 384 | DOWN 7.25 | 473 | 378 | DOWN 20.09 | 87 | 97 | UP 11.49 | | | |
| ALASKA | 390 | 301 | DOWN 22.83 | 437 | 497 | UP 13.72 | 81 | 90 | UP 11.11 | | | |
| ARIZONA | 1,991 | 2,044 | UP 2.66 | 816 | 1,223 | UP 49.87 | 345 | 433 | UP 25.50 | | | |
| ARKANSAS E | 840 | 642 | DOWN 23.58 | 965 | 1,118 | UP 15.85 | 189 | 127 | DOWN 32.81 | | | |
| ARKANSAS W | 351 | 346 | DOWN 1.43 | 435 | 580 | UP 33.33 | 59 | 87 | UP 47.45 | | | |
| CALIF N | 1,995 | 2,813 | UP 41.00 | 1,976 | 1,563 | DOWN 20.91 | 587 | 221 | DOWN 62.36 | | | |
| CALIF C | 2,921 | 3,393 | UP 16.15 | 2,878 | 2,504 | DOWN 13.00 | 841 | 760 | DOWN 9.64 | | | |
| CALIF E | 1,367 | 1,651 | UP 20.77 | 939 | 886 | DOWN 5.65 | 298 | 309 | UP 3.69 | | | |
| CALIF S | 4,051 | 5,415 | UP 33.67 | 471 | 771 | UP 63.69 | 487 | 594 | UP 21.97 | | | |
| COLORADO | 1,414 | 1,162 | DOWN 17.83 | 723 | 1,210 | UP 67.35 | 131 | 147 | UP 12.21 | | | |
| CONNECTICUT | 783 | 893 | UP 12.77 | 1,145 | 1,223 | UP 6.81 | 128 | 175 | UP 36.71 | | | |
| DELAWARE | 314 | 283 | DOWN 9.88 | 287 | 272 | DOWN 5.23 | 46 | 45 | DOWN 2.19 | | | |
| DIST OF COLUMBIA | 1,585 | 1,999 | UP 26.11 | 1,269 | 1,463 | UP 15.28 | 193 | 138 | DOWN 28.50 | | | |
| FLORIDA N | 511 | 518 | UP 1.36 | 599 | 690 | UP 15.19 | 72 | 81 | UP 12.50 | | | |
| FLORIDA M | 2,491 | 2,017 | DOWN 19.03 | 1,981 | 2,022 | UP 3.63 | 306 | 425 | UP 38.88 | | | |
| FLORIDA S | 2,754 | 3,086 | UP 12.05 | 2,335 | 3,896 | UP 66.85 | 834 | 1,017 | UP 21.94 | | | |
| GEORGIA N | 1,518 | 1,126 | DOWN 25.93 | 1,112 | 1,120 | UP 0.71 | 312 | 265 | DOWN 14.75 | | | |
| GEORGIA M | 1,451 | 943 | DOWN 35.22 | 523 | 603 | UP 15.29 | 86 | 89 | UP 3.48 | | | |
| GEORGIA S | 549 | 591 | UP 5.82 | 540 | 601 | UP 11.29 | 105 | 95 | DOWN 9.53 | | | |
| HAWAII | 463 | 766 | UP 65.44 | 356 | 780 | UP 119.10 | 40 | 102 | UP 155.00 | | | |
| IDAHO | 537 | 526 | DOWN 2.05 | 503 | 502 | DOWN 0.20 | 99 | 77 | DOWN 22.23 | | | |
| ILLINOIS N | 1,518 | 2,512 | UP 65.48 | 2,645 | 2,962 | UP 11.98 | 408 | 455 | UP 11.51 | | | |
| ILLINOIS S | 315 | 345 | UP 9.52 | 539 | 630 | UP 16.88 | 83 | 134 | UP 61.44 | | | |
| ILLINOIS C | 772 | 704 | DOWN 8.81 | 635 | 734 | UP 15.59 | 117 | 117 | 0.00 | | | |
| INDIANA N | 614 | 545 | DOWN 11.24 | 697 | 900 | UP 29.12 | 104 | 71 | DOWN 31.74 | | | |
| INDIANA S | 1,258 | 1,293 | UP 2.78 | 1,019 | 1,165 | UP 14.32 | 134 | 154 | UP 14.92 | | | |
| IOWA NORTH | 186 | 224 | UP 20.43 | 395 | 564 | UP 42.78 | 36 | 44 | UP 22.22 | | | |
| IOWA SOUTH | 400 | 323 | DOWN 19.25 | 459 | 579 | UP 26.14 | 76 | 73 | DOWN 3.95 | | | |
| KANSAS | 734 | 625 | DOWN 14.86 | 1,239 | 1,586 | UP 28.00 | 144 | 180 | UP 25.00 | | | |
| KENTUCKY E | 545 | 571 | UP 4.77 | 1,048 | 1,199 | UP 14.40 | 152 | 135 | DOWN 10.53 | | | |
| KENTUCKY W | 768 | 703 | DOWN 8.47 | 817 | 943 | UP 15.42 | 186 | 141 | DOWN 24.20 | | | |
| LOUISIANA E | 552 | 1,028 | UP 86.23 | 372 | 801 | UP 115.32 | 225 | 269 | UP 19.55 | | | |
| LOUISIANA M | 216 | 261 | UP 20.83 | 152 | 235 | UP 54.60 | 32 | 80 | UP 150.00 | | | |
| LOUISIANA W | 1,340 | 1,383 | UP 3.20 | 1,042 | 1,024 | DOWN 1.73 | 117 | 70 | DOWN 40.19 | | | |
| MAINE | 221 | 147 | DOWN 33.49 | 436 | 318 | DOWN 27.07 | 49 | 42 | DOWN 14.29 | | | |
| MARYLAND | 1,500 | 1,326 | DOWN 11.60 | 976 | 1,019 | UP 4.40 | 336 | 253 | DOWN 24.71 | | | |
| MASSACHUSETTS | 1,905 | 1,550 | DOWN 18.64 | 2,227 | 1,780 | DOWN 20.08 | 238 | 244 | UP 2.52 | | | |
| MICHIGAN E | 2,113 | 1,736 | DOWN 17.85 | 2,523 | 3,116 | UP 23.50 | 285 | 284 | DOWN 0.36 | | | |
| MICHIGAN W | 539 | 513 | DOWN 4.83 | 828 | 1,020 | UP 23.18 | 116 | 82 | DOWN 29.32 | | | |
| MINNESOTA | 847 | 868 | UP 2.47 | 955 | 1,248 | UP 30.68 | 203 | 178 | DOWN 12.32 | | | |
| MISSISSIPPI N | 341 | 521 | UP 52.78 | 347 | 330 | DOWN 4.90 | 47 | 43 | DOWN 8.52 | | | |
| MISSISSIPPI S | 955 | 610 | DOWN 36.13 | 664 | 805 | UP 21.23 | 69 | 75 | UP 8.69 | | | |
| MISSOURI E | 1,585 | 1,479 | DOWN 6.69 | 470 | 519 | UP 10.42 | 258 | 232 | DOWN 10.08 | | | |
| MISSOURI W | 867 | 2,126 | UP 145.21 | 1,176 | 1,229 | UP 4.50 | 179 | 159 | DOWN 11.18 | | | |
| MONTANA | 623 | 628 | UP 0.80 | 294 | 293 | DOWN 0.35 | 96 | 123 | UP 28.12 | | | |
| NEBRASKA | 556 | 579 | UP 4.13 | 786 | 831 | UP 5.72 | 69 | 86 | UP 24.63 | | | |
| NEVADA | 767 | 737 | DOWN 3.92 | 298 | 302 | UP 1.34 | 203 | 125 | DOWN 37.94 | | | |
| NEW HAMPSHIRE | 170 | 168 | DOWN 1.18 | 152 | 193 | UP 19.13 | 25 | 15 | DOWN 35.00 | | | |
| NEW JERSEY | 2,153 | 2,063 | DOWN 4.19 | 2,245 | 3,098 | UP 37.99 | 136 | 123 | DOWN 5.89 | | | |
| NEW MEXICO | 667 | 623 | DOWN 6.60 | 615 | 812 | UP 32.03 | 125 | 169 | UP 35.20 | | | |
| NEW YORK N | 913 | 1,052 | UP 15.22 | 940 | 1,045 | UP 11.17 | 69 | 80 | UP 15.94 | | | |
| NEW YORK E | 2,257 | 2,186 | DOWN 3.15 | 2,556 | 4,249 | UP 66.23 | 280 | 293 | UP 4.64 | | | |
| NEW YORK S | 2,908 | 2,374 | DOWN 18.37 | 1,747 | 2,625 | UP 50.25 | 529 | 451 | DOWN 14.75 | | | |
| NEW YORK W | 835 | 956 | UP 15.68 | 880 | 1,049 | UP 19.20 | 135 | 154 | UP 14.07 | | | |
| N CAROLINA E | 751 | 713 | DOWN 5.06 | 664 | 869 | UP 30.87 | 172 | 139 | DOWN 19.19 | | | |
| N CAROLINA M | 661 | 508 | DOWN 23.15 | 341 | 358 | UP 4.98 | 147 | 192 | UP 30.61 | | | |
| N CAROLINA W | 1,116 | 1,033 | DOWN 7.44 | 393 | 524 | UP 33.33 | 161 | 235 | UP 45.96 | | | |
| NORTH DAKOTA | 337 | 346 | UP 2.67 | 376 | 531 | UP 41.22 | 86 | 92 | UP 6.97 | | | |
| OHIO NORTH | 1,727 | 1,963 | UP 13.66 | 2,096 | 2,814 | UP 34.25 | 132 | 227 | UP 71.95 | | | |
| OHIO SOUTH | 1,057 | 994 | DOWN 5.97 | 2,225 | 3,025 | UP 35.95 | 146 | 101 | DOWN 30.83 | | | |
| OKLAHOMA N | 324 | 378 | UP 16.66 | 811 | 693 | DOWN 14.55 | 97 | 120 | UP 23.71 | | | |
| OKLAHOMA E | 270 | 368 | UP 36.29 | 330 | 420 | UP 27.27 | 57 | 103 | UP 80.70 | | | |
| OKLAHOMA W | 946 | 884 | DOWN 6.56 | 652 | 801 | UP 22.85 | 126 | 118 | DOWN 6.35 | | | |
| OREGON | 398 | 1,010 | UP 153.76 | 786 | 1,444 | UP 83.71 | 65 | 91 | UP 40.00 | | | |
| PENNSYLVANIA E | 2,197 | 1,527 | DOWN 30.50 | 1,405 | 1,678 | UP 19.43 | 300 | 298 | DOWN 0.67 | | | |
| PENNSYLVANIA M | 921 | 731 | DOWN 20.63 | 625 | 937 | UP 49.92 | 76 | 17 | DOWN 77.64 | | | |
| PENNSYLVANIA W | 1,397 | 1,306 | DOWN 6.52 | 1,345 | 2,025 | UP 50.55 | 169 | 149 | DOWN 11.84 | | | |
| PUERTO RICO | 359 | 722 | UP 101.11 | 323 | 1,924 | UP 495.66 | 23 | 248 | UP 978.26 | | | |
| RHODE ISLAND | 376 | 379 | UP 0.79 | 251 | 215 | DOWN 14.35 | 61 | 60 | DOWN 1.64 | | | |
| S CAROLINA | 1,216 | 1,129 | DOWN 7.16 | 1,928 | 2,085 | UP 8.14 | 274 | 245 | DOWN 10.22 | | | |
| S DAKOTA | 625 | 682 | UP 9.12 | 339 | 480 | UP 41.59 | 117 | 135 | UP 15.39 | | | |
| TENNESSEE E | 770 | 864 | UP 12.20 | 536 | 806 | UP 50.37 | 141 | 194 | UP 37.53 | | | |
| TENNESSEE M | 741 | 763 | UP 2.96 | 506 | 647 | UP 27.86 | 139 | 145 | UP 5.03 | | | |
| TENNESSEE W | 942 | 830 | DOWN 11.89 | 732 | 1,045 | UP 42.75 | 230 | 194 | DOWN 15.66 | | | |
| TEXAS NORTH | 2,074 | 2,118 | UP 2.12 | 1,179 | 1,170 | DOWN 0.77 | 485 | 511 | UP 5.36 | | | |
| TEXAS EAST | 579 | 575 | DOWN 0.70 | 481 | 707 | UP 46.98 | 73 | 89 | UP 21.91 | | | |
| TEXAS SOUTH | 2,894 | 3,100 | UP 7.11 | 1,521 | 2,611 | UP 71.66 | 1,102 | 1,065 | DOWN 3.36 | | | |
| TEXAS WEST | 1,985 | 2,110 | UP 6.29 | 888 | 993 | UP 11.82 | 495 | 581 | UP 17.37 | | | |
| UTAH | 614 | 613 | DOWN 0.17 | 640 | 767 | UP 19.84 | 89 | 112 | UP 25.84 | | | |
| VERMONT | 135 | 205 | UP 51.85 | 235 | 324 | UP 37.87 | 20 | 61 | UP 205.00 | | | |
| VIRGINIA E | 2,229 | 2,195 | DOWN 1.53 | 916 | 2,291 | UP 150.10 | 294 | 305 | UP 4.09 | | | |
| VIRGINIA M | 512 | 518 | UP 1.17 | 731 | 1,153 | UP 57.72 | 111 | 114 | UP 2.70 | | | |
| WASHINGTON E | 429 | 437 | UP 1.86 | 370 | 437 | UP 18.10 | 207 | 231 | UP 11.59 | | | |
| WASHINGTON W | 1,441 | 1,341 | DOWN 6.94 | 986 | 389 | DOWN 60.55 | 165 | 179 | UP 8.48 | | | |
| WEST VIRGINIA N | 237 | 301 | UP 27.00 | 220 | 483 | UP 119.54 | 32 | 125 | UP 290.62 | | | |
| WEST VIRGINIA S | 594 | 627 | UP 5.54 | 508 | 1,436 | UP 182.67 | 72 | 93 | UP 29.16 | | | |
| WISCONSIN E | 745 | 652 | DOWN 12.49 | 920 | 1,042 | UP 13.26 | 112 | 124 | UP 10.71 | | | |
| WISCONSIN W | 361 | 433 | UP 19.94 | 858 | 979 | UP 14.10 | 57 | 55 | DOWN 3.51 | | | |
| WYOMING | 288 | 335 | UP 16.31 | 223 | 233 | UP 4.48 | 25 | 58 | UP 132.00 | | | |
| GUAM | 38 | 88 | UP 131.57 | 217 | 54 | DOWN 75.12 | 6 | 5 | DOWN 16.67 | | | |
| VIRGIN ISLANDS | 476 | 490 | UP 2.94 | 30 | 34 | UP 13.33 | 1 | 0 | DOWN 100.00 | | | |
| TOTALS | 94,867 | 98,385 | UP 3.70 | 82,514 | 103,880 | UP 25.89 | 17,064 | 17,765 | UP 4.10 | | | |

1/ INCLUDES LAND ACQUISITION MATTERS.

TABLE 13
COLLECTIONS - UNITED STATES ATTORNEYS OFFICES
(FISCAL YEAR 1982 COMPARED WITH FISCAL YEAR 1983)

| JUDICIAL DISTRICTS | AFTER SUIT | | | PER CENT OF CHANGE | WITHOUT SUIT OR PROSECUTION | | | PER CENT OF CHANGE | TOTAL | | PER CENT OF CHANGE | |
|--------------------|------------|------------|------|--------------------------|-----------------------------|-----------|------|--------------------------|------------|------------|--------------------------|---------|
| | 1982 | 1983 | | | 1982 | 1983 | | | 1982 | 1983 | | |
| ALABAMA N | 765,792 | 3,029,579 | UP | 295.61 | 1,391,866 | 1,821,489 | UP | 30.86 | 2,157,658 | 4,851,068 | UP | 124.83 |
| ALABAMA M | 172,621 | 280,700 | UP | 62.61 | 185,714 | 155,418 | DOWN | 16.32 | 358,335 | 436,118 | UP | 21.70 |
| ALABAMA S | 207,504 | 424,363 | UP | 104.50 | 646,303 | 357,201 | DOWN | 44.74 | 853,807 | 781,564 | DOWN | 8.47 |
| ALASKA | 2,163,024 | 1,270,099 | DOWN | 41.29 | 682,695 | 30,584 | DOWN | 95.63 | 2,845,719 | 1,300,683 | DOWN | 54.30 |
| ARIZONA | 732,994 | 3,278,640 | UP | 347.29 | 636,568 | 533,104 | DOWN | 16.26 | 1,369,562 | 3,811,744 | UP | 178.31 |
| ARKANSAS E | 2,673,716 | 2,506,850 | DOWN | 6.25 | 44,862 | 28,524 | DOWN | 36.00 | 2,718,278 | 2,535,374 | DOWN | 6.73 |
| ARKANSAS W | 664,570 | 1,106,319 | UP | 66.47 | 166,377 | 39,747 | DOWN | 76.12 | 830,952 | 1,146,066 | UP | 37.92 |
| CALIF N | 1,112,388 | 6,109,550 | UP | 449.22 | 115,495 | 112,610 | DOWN | 2.50 | 1,227,883 | 6,222,160 | UP | 406.73 |
| CALIF C | 8,213,722 | 13,945,948 | UP | 72.41 | 2,086,597 | 2,520,639 | UP | 20.81 | 10,300,319 | 16,466,587 | UP | 61.94 |
| CALIF E | 221,766 | 563,803 | UP | 154.23 | 142,080 | 589,608 | UP | 314.98 | 363,846 | 1,153,411 | UP | 217.00 |
| CALIF S 1/ | 61,243 | 0 | | | 2,434 | 0 | | | 63,677 | 2,641,525 | | |
| COLORADO | 325,812 | 887,040 | UP | 172.25 | 8,674 | 184,159 | UP | 2023.11 | 334,486 | 1,071,199 | UP | 220.25 |
| CONNECTICUT | 743,241 | 870,213 | UP | 17.08 | 14,944 | 75,718 | UP | 406.67 | 758,185 | 945,931 | UP | 24.76 |
| DELAWARE | 283,440 | 51,149 | DOWN | 81.96 | 10,185 | 4,307 | DOWN | 57.72 | 293,625 | 55,456 | DOWN | 81.12 |
| DIST OF COLUMBIA | 1,282,394 | 997,881 | DOWN | 29.99 | 69,888 | 72,082 | UP | 3.13 | 1,352,282 | 969,963 | DOWN | 28.28 |
| FLORIDA N | 391,481 | 1,305,109 | UP | 233.99 | 48,252 | 200,470 | UP | 315.46 | 439,733 | 1,505,639 | UP | 242.39 |
| FLORIDA M | 7,129,735 | 3,170,489 | DOWN | 55.84 | 379,796 | 777,310 | UP | 104.66 | 7,509,531 | 3,947,799 | DOWN | 47.43 |
| FLORIDA S | 34,841,932 | 26,042,343 | DOWN | 25.26 | 2,302,059 | 2,306,104 | UP | 0.17 | 37,143,991 | 28,348,447 | DOWN | 23.68 |
| GEORGIA N | 3,689,722 | 7,166,499 | UP | 94.23 | 7,462,209 | 1,767,900 | DOWN | 76.31 | 11,151,633 | 8,934,399 | DOWN | 19.89 |
| GEORGIA M | 728,331 | 393,985 | DOWN | 45.91 | 326,488 | 389,306 | UP | 19.24 | 1,054,819 | 783,291 | DOWN | 25.75 |
| GEORGIA S | 2,063,933 | 674,306 | DOWN | 67.33 | 621,737 | 135,576 | DOWN | 74.02 | 2,585,670 | 809,972 | DOWN | 68.68 |
| HAWAII | 9,739 | 350,501 | UP | 3498.94 | 10,842 | 129,537 | UP | 1094.77 | 20,581 | 480,038 | UP | 2232.43 |
| IDAHO | 2,106,814 | 3,737,766 | UP | 77.41 | 334,626 | 260,114 | DOWN | 22.27 | 2,441,440 | 3,997,820 | UP | 53.74 |
| ILLINOIS N | 1,804,503 | 2,016,702 | UP | 8.17 | 824,143 | 768,015 | DOWN | 6.81 | 2,628,646 | 2,784,777 | UP | 3.58 |
| ILLINOIS S | 57,766 | 907,448 | UP | 1470.90 | 36,052 | 34,967 | DOWN | 3.01 | 93,818 | 942,415 | UP | 904.51 |
| ILLINOIS C | 248,535 | 981,752 | UP | 295.01 | 29,397 | 66,815 | UP | 127.28 | 277,932 | 1,048,567 | UP | 277.27 |
| INDIANA N | 1,933,441 | 1,115,989 | DOWN | 42.28 | 941,528 | 1,838,211 | UP | 95.23 | 2,874,969 | 2,954,200 | UP | 2.75 |
| INDIANA S | 401,716 | 4,756,660 | UP | 1084.08 | 31,575 | 2,760,777 | UP | 12,57 | 4,332,291 | 4,784,267 | UP | 1004.16 |
| IOWA N | 472,139 | 4,727,722 | UP | 901.34 | 146,668 | 241,357 | UP | 64.56 | 618,807 | 4,969,079 | UP | 703.00 |
| IOWA S | 948,970 | 1,195,847 | UP | 26.01 | 153,524 | 686,493 | UP | 347.15 | 1,102,494 | 1,882,340 | UP | 70.73 |
| KANSAS | 3,750,376 | 5,874,128 | UP | 55.62 | 1,843,511 | 1,300,255 | DOWN | 29.47 | 5,593,887 | 7,174,383 | UP | 28.25 |
| KENTUCKY E | 665,434 | 1,253,024 | UP | 88.30 | 418,502 | 230,084 | DOWN | 45.03 | 1,083,936 | 1,483,108 | UP | 36.82 |
| KENTUCKY W | 456,259 | 467,668 | UP | 2.46 | 336,452 | 124,501 | DOWN | 63.00 | 792,711 | 591,969 | DOWN | 25.33 |
| LOUISIANA E | 1,818,746 | 1,525,668 | DOWN | 16.11 | 124,764 | 139,804 | UP | 12.06 | 1,943,420 | 1,665,472 | DOWN | 14.31 |
| LOUISIANA M | 666,335 | 1,198,053 | UP | 79.79 | 12,046 | 330,137 | UP | 2640.63 | 678,381 | 1,528,190 | UP | 125.27 |
| LOUISIANA W | 4,642,154 | 7,067,226 | UP | 52.24 | 658,878 | 1,191,075 | UP | 80.77 | 5,301,032 | 8,258,301 | UP | 55.78 |
| MAINE | 2,017,583 | 1,791,538 | DOWN | 11.21 | 227,429 | 9,527 | DOWN | 95.82 | 2,245,012 | 1,801,065 | DOWN | 19.78 |
| MARYLAND | 4,191,378 | 1,404,974 | DOWN | 66.48 | 1,571,948 | 2,373,598 | UP | 51.00 | 5,763,326 | 3,778,572 | DOWN | 34.44 |
| MASSACHUSETTS | 328,878 | 1,380,091 | UP | 319.64 | 50 | 479,506 | UP | 9589.12 | 328,928 | 1,859,597 | UP | 465.36 |
| MICHIGAN E | 1,587,725 | 3,793,696 | UP | 150.28 | 965,209 | 504,032 | DOWN | 58.14 | 2,552,934 | 4,297,728 | UP | 68.35 |
| MICHIGAN W | 111,184 | 133,753 | UP | 20.29 | 229,313 | 416,480 | UP | 81.62 | 340,497 | 550,233 | UP | 61.59 |
| MINNESOTA | 135,904 | 582,425 | UP | 328.55 | 235,020 | 189,449 | DOWN | 19.40 | 370,924 | 771,874 | UP | 108.09 |
| MISSISSIPPI N | 199,218 | 79,407 | DOWN | 60.15 | 232,667 | 114,227 | DOWN | 50.91 | 431,885 | 193,634 | DOWN | 55.17 |
| MISSISSIPPI S | 1,133,846 | 1,270,880 | UP | 12.11 | 875,551 | 477,643 | DOWN | 45.45 | 2,009,077 | 1,748,523 | DOWN | 12.97 |
| MISSOURI E | 933,552 | 501,933 | DOWN | 46.24 | 981,634 | 1,546,263 | UP | 57.41 | 1,915,195 | 2,048,196 | UP | 6.94 |
| MISSOURI W | 829,718 | 518,473 | DOWN | 37.52 | 240,669 | 529,896 | UP | 120.19 | 1,070,367 | 1,048,369 | DOWN | 2.06 |
| MONTANA | 491,446 | 654,865 | UP | 33.25 | 269,057 | 718,329 | UP | 166.98 | 760,503 | 1,373,194 | UP | 80.56 |
| NEBRASKA | 1,132,496 | 2,223,915 | UP | 96.37 | 129,480 | 671,744 | UP | 418.80 | 1,261,976 | 2,895,659 | UP | 129.45 |
| NEVADA | 106,589 | 380,408 | UP | 256.89 | 59,225 | 69,972 | UP | 18.14 | 165,814 | 460,380 | UP | 171.61 |
| NEW HAMPSHIRE | 59,080 | 77,990 | UP | 30.24 | 20,341 | 66,142 | UP | 225.16 | 80,221 | 144,132 | UP | 79.66 |
| NEW JERSEY 1/ | 555,858 | 0 | | | 0 | 0 | | | 555,858 | 7,733,484 | UP | 1291.27 |
| NEW MEXICO | 1,221,953 | 2,452,107 | UP | 100.67 | 327,798 | 604,992 | UP | 84.56 | 1,849,751 | 3,057,099 | UP | 97.26 |
| NEW YORK N | 163,791 | 332,368 | UP | 102.92 | 54,182 | 61,332 | UP | 13.19 | 217,973 | 393,700 | UP | 80.61 |
| NEW YORK E | 1,322,221 | 1,997,417 | UP | 51.06 | 15,246 | 3,441,823 | UP | 22475.25 | 1,337,467 | 5,439,240 | UP | 306.68 |
| NEW YORK S | 20,706,263 | 13,550,647 | DOWN | 34.56 | 3,672,500 | 1,872,360 | DOWN | 49.02 | 24,378,763 | 15,423,007 | DOWN | 36.74 |
| NEW YORK W | 431,434 | 5,440,019 | UP | 1160.91 | 384,873 | 1,027,967 | UP | 167.09 | 816,307 | 6,467,986 | UP | 692.34 |
| N CAROLINA E | 2,795,098 | 2,835,751 | UP | 1.46 | 6,266 | 38,097 | UP | 507.99 | 2,801,364 | 2,873,848 | UP | 2.58 |
| N CAROLINA M | 452,285 | 1,183,712 | UP | 161.71 | 94,704 | 329,079 | UP | 247.48 | 546,089 | 1,512,791 | UP | 176.56 |
| N CAROLINA W | 1,013,447 | 801,962 | DOWN | 20.87 | 84,831 | 112,576 | UP | 32.70 | 1,098,278 | 914,538 | DOWN | 16.73 |
| NORTH DAKOTA | 403,754 | 2,040,113 | UP | 405.28 | 353,258 | 640,141 | UP | 81.21 | 757,012 | 2,680,254 | UP | 254.05 |
| OHIO N | 323,016 | 147,434 | DOWN | 54.36 | 40,484 | 68,965 | UP | 70.35 | 363,600 | 216,399 | DOWN | 40.47 |
| OHIO S | 1,409,829 | 2,412,002 | UP | 71.08 | 216,451 | 343,739 | UP | 58.80 | 1,626,280 | 2,755,741 | UP | 69.45 |
| OKLAHOMA N | 667,566 | 2,358,130 | UP | 253.24 | 359,813 | 566,851 | UP | 57.54 | 1,027,379 | 2,924,981 | UP | 184.70 |
| OKLAHOMA E | 763,353 | 2,343,052 | UP | 206.94 | 1,013,678 | 154,681 | DOWN | 84.75 | 1,777,031 | 2,497,733 | UP | 40.55 |
| OKLAHOMA W | 390,363 | 807,690 | UP | 106.90 | 40,981 | 34,631 | DOWN | 15.50 | 431,344 | 842,321 | UP | 95.27 |
| OREGON | 2,343,344 | 2,300,512 | DOWN | 1.83 | 441,121 | 791,565 | UP | 79.44 | 2,784,865 | 3,092,077 | UP | 11.04 |
| PENNSYLVANIA E | 840,478 | 6,169,283 | UP | 634.02 | 333,380 | 533,191 | UP | 59.94 | 1,173,858 | 6,702,474 | UP | 470.98 |
| PENNSYLVANIA M | 563,265 | 3,832,941 | UP | 580.48 | 19,728 | 19,865 | UP | 0.69 | 582,993 | 3,852,806 | UP | 560.86 |
| PENNSYLVANIA W | 4,498,771 | 3,872,995 | DOWN | 13.03 | 86,057 | 319,377 | UP | 271.13 | 4,584,828 | 4,192,372 | DOWN | 8.56 |
| PUERTO RICO | 459,610 | 2,023,480 | UP | 340.26 | 178,616 | 115,205 | DOWN | 35.51 | 638,226 | 2,138,685 | UP | 235.09 |
| RHODE ISLAND | 70,753 | 133,647 | UP | 88.89 | 177,080 | 192,702 | UP | 8.82 | 247,833 | 326,349 | UP | 31.68 |
| S CAROLINA | 653,197 | 2,431,686 | UP | 272.27 | 90,693 | 140,881 | UP | 55.30 | 743,890 | 2,572,537 | UP | 245.82 |
| S DAKOTA | 301,655 | 124,954 | DOWN | 58.58 | 44,228 | 91,493 | UP | 106.86 | 345,883 | 216,457 | DOWN | 37.42 |
| TENNESSEE E | 223,465 | 239,256 | UP | 7.06 | 31,089 | 62,841 | UP | 102.13 | 254,554 | 302,097 | UP | 18.67 |
| TENNESSEE M | 564,988 | 1,353,558 | UP | 139.57 | 237,336 | 278,522 | UP | 17.35 | 802,324 | 1,632,080 | UP | 103.41 |
| TENNESSEE W | 605,869 | 305,753 | DOWN | 49.54 | 406,747 | 304,457 | DOWN | 25.15 | 1,012,616 | 610,210 | DOWN | 39.74 |
| TEXAS N | 1,385,771 | 1,318,413 | DOWN | 4.87 | 3,733,203 | 2,972,211 | DOWN | 20.39 | 5,116,974 | 4,290,624 | DOWN | 16.19 |
| TEXAS E | 491,439 | 620,828 | UP | 26.32 | 320,579 | 744,666 | UP | 132.28 | 812,018 | 1,365,494 | UP | 68.16 |
| TEXAS S | 810,840 | 1,766,514 | UP | 117.86 | 64,109 | 352,711 | UP | 450.17 | 874,949 | 2,119,225 | UP | 142.21 |
| TEXAS W | 2,566,069 | 1,765,958 | DOWN | 31.19 | 362,837 | 259,191 | DOWN | 28.57 | 2,928,906 | 2,025,149 | DOWN | 30.86 |
| UTAH | 251,291 | 3,670,323 | UP | 1440.17 | 314,833 | 305,125 | DOWN | 3.09 | 566,124 | 4,175,448 | UP | 637.55 |
| VERMONT | 642,546 | 1,335,161 | UP | 107.79 | 18,635 | 7,511 | DOWN | 59.70 | 661,181 | 1,342,672 | UP | 103.07 |
| VIRGINIA E | 3,307,232 | 6,714,146 | UP | 103.01 | 251,463 | 1,223,265 | UP | 386.45 | 3,558,695 | 7,937,411 | UP | 123.04 |
| VIRGINIA M | 776,603 | 626,598 | DOWN | 19.32 | 467,404 | 1,192,991 | UP | 155.23 | 1,244,007 | 1,819,589 | UP | 46.26 |
| WASHINGTON E | 40,374 | 163,757 | UP | 305.60 | 57,152 | 66,747 | UP | 16.78 | 97,526 | 230,504 | UP | 136.35 |
| WASHINGTON W | 2,285,108 | 5,092,716 | UP | 122.87 | 164,351 | 759,136 | UP | 361.90 | 2,449,459 | 8,851,852 | UP | 138.91 |
| WEST VIRGINIA N | 74,318 | 32,555 | DOWN | 56.21 | 19,272 | 3,214 | DOWN | 83.33 | 93,590 | 35,764 | DOWN | 61.79 |
| WEST VIRGINIA S | 495,166 | 821,430 | UP | 65.88 | 31,116</ | | | | | | | |

1/ 2/ TABLE 14
 CRIMINAL CASES PENDING IN UNITED STATES ATTORNEYS OFFICES AS OF SEPTEMBER 30, 1983
 AGED BY DATE RECEIVED

| JUDICIAL DISTRICTS | LESS THAN | SIX MONTHS | ONE TO | TWO TO | THREE TO | FOUR TO | FIVE OR | TOTAL |
|--------------------|------------|-------------|-----------|-------------|------------|------------|------------|-------|
| | SIX MONTHS | TO ONE YEAR | TWO YEARS | THREE YEARS | FOUR YEARS | FIVE YEARS | MORE YEARS | |
| ALABAMA M | 53 | 31 | 32 | 18 | 15 | 8 | 6 | 163 |
| ALABAMA M | 21 | 19 | 20 | 4 | | 1 | 3 | 67 |
| ALABAMA S | 20 | 29 | 26 | 12 | 5 | 3 | 1 | 95 |
| ALASKA | 34 | 13 | 16 | 8 | 11 | 1 | 22 | 110 |
| ARIZONA | 176 | 83 | 117 | 67 | 45 | 37 | 351 | 886 |
| ARKANSAS E | 46 | 9 | 12 | 3 | | 1 | 1 | 72 |
| ARKANSAS W | 22 | 13 | 8 | 1 | | | | 44 |
| CALIF N | 23 | 20 | 78 | 93 | 45 | 36 | 116 | 412 |
| CALIF C | 296 | 138 | 271 | 170 | 42 | 45 | 593 | 1465 |
| CALIF E | 130 | 84 | 113 | 59 | 52 | 33 | 110 | 581 |
| CALIF S | 253 | 105 | 86 | 59 | 15 | 2 | 3 | 518 |
| COLORADO | 100 | 37 | 54 | 12 | 14 | 9 | 20 | 246 |
| CONNECTICUT | 45 | 37 | 67 | 24 | 14 | 8 | 31 | 226 |
| DELAWARE | 13 | 10 | 1 | 2 | | | | 26 |
| DIST OF COLUMBIA | 134 | 275 | 438 | 185 | 92 | 15 | 130 | 1269 |
| FLORIDA N | 12 | 10 | 27 | 25 | 7 | 4 | 27 | 112 |
| FLORIDA M | 139 | 88 | 94 | 52 | 30 | 29 | 59 | 501 |
| FLORIDA S | 428 | 391 | 398 | 201 | 107 | 63 | 349 | 1937 |
| GEORGIA N | 67 | 64 | 90 | 34 | 14 | 9 | 19 | 297 |
| GEORGIA M | 28 | 21 | 26 | 14 | | 1 | 3 | 93 |
| GEORGIA S | 14 | 23 | 27 | 11 | | | | 75 |
| HAWAII | 56 | 42 | 42 | 8 | 10 | 3 | 3 | 170 |
| IDAHO | 24 | 20 | 25 | 3 | 3 | 7 | | 82 |
| ILLINOIS N | 168 | 140 | 195 | 109 | 85 | 124 | 261 | 1082 |
| ILLINOIS S | 46 | 19 | 23 | 23 | 24 | 25 | 9 | 169 |
| ILLINOIS C | 48 | 44 | 32 | 10 | 2 | | 7 | 143 |
| INDIANA N | 19 | 25 | 25 | 5 | 3 | 3 | 6 | 86 |
| INDIANA S | 30 | 42 | 32 | 16 | 4 | | 1 | 123 |
| IOWA NORTH | 15 | 9 | 17 | 2 | 1 | | 3 | 47 |
| IOWA SOUTH | 26 | 13 | 14 | 5 | | | 2 | 60 |
| KANSAS | 69 | 54 | 38 | 5 | 8 | 5 | 11 | 190 |
| KENTUCKY E | 47 | 35 | 25 | 5 | 5 | 3 | 8 | 129 |
| KENTUCKY W | 60 | 61 | 82 | 27 | 31 | 8 | 9 | 278 |
| LOUISIANA E | 94 | 18 | 9 | 6 | 8 | 1 | 8 | 144 |
| LOUISIANA M | 20 | 9 | 6 | 5 | 2 | 1 | 2 | 45 |
| LOUISIANA W | 11 | 27 | 43 | 16 | 10 | 5 | 4 | 116 |
| MAINE | | 22 | 27 | 23 | 3 | | 6 | 81 |
| MARYLAND | 89 | 59 | 71 | 24 | 6 | 7 | 14 | 270 |
| MASSACHUSETTS | 52 | 63 | 107 | 70 | 44 | 30 | 49 | 415 |
| MICHIGAN E | 49 | 62 | 99 | 57 | 35 | 13 | 43 | 359 |
| MICHIGAN W | 16 | 27 | 13 | 9 | 4 | 9 | 7 | 85 |
| MINNESOTA | 66 | 32 | 17 | 8 | 9 | | 13 | 144 |
| MISSISSIPPI N | 13 | 10 | 16 | 1 | 1 | | 1 | 42 |
| MISSISSIPPI S | 21 | 26 | 48 | 29 | 15 | 1 | 3 | 142 |
| MISSOURI E | 75 | 30 | 21 | 9 | 3 | 2 | 9 | 149 |
| MISSOURI W | 45 | 53 | 33 | 7 | 2 | | 4 | 144 |
| MONTANA | 28 | 24 | 7 | 2 | 2 | 2 | 1 | 66 |
| NEBRASKA | 37 | 16 | 20 | 12 | 1 | 4 | 3 | 93 |
| NEVADA | 42 | 54 | 76 | 24 | 27 | 8 | 41 | 272 |
| NEW HAMPSHIRE | 6 | 4 | 4 | 1 | 2 | | | 17 |
| NEW JERSEY | 32 | 50 | 75 | 71 | 17 | 15 | 25 | 285 |
| NEW MEXICO | 65 | 27 | 29 | 16 | 10 | 3 | 1 | 151 |
| NEW YORK N | 16 | 22 | 22 | 9 | 3 | 8 | 56 | 136 |
| NEW YORK E | 162 | 95 | 105 | 90 | 67 | 43 | 324 | 887 |
| NEW YORK S | 150 | 140 | 160 | 78 | 59 | 52 | 452 | 1101 |
| NEW YORK W | 35 | 30 | 31 | 14 | 9 | 4 | 15 | 137 |
| N CAROLINA E | 40 | 18 | 23 | 19 | 7 | 1 | 3 | 111 |
| N CAROLINA M | 49 | 25 | 24 | 4 | 2 | | 1 | 105 |
| N CAROLINA W | 55 | 34 | 20 | 1 | 5 | 1 | 2 | 118 |
| NORTH DAKOTA | 36 | 16 | 18 | 14 | 17 | 1 | 2 | 104 |
| OHIO NORTH | 46 | 33 | 47 | 24 | 42 | 27 | 132 | 356 |
| OHIO SOUTH | 35 | 26 | 31 | 16 | 17 | 6 | 3 | 134 |
| OKLAHOMA N | 28 | 34 | 12 | 3 | 3 | | 1 | 91 |
| OKLAHOMA E | 31 | 13 | 10 | 3 | | | 58 | 58 |
| OKLAHOMA W | 68 | 33 | 42 | 32 | 11 | 3 | 6 | 195 |
| OREGON | 19 | 50 | 67 | 86 | 65 | 19 | 55 | 361 |
| PENNSYLVANIA E | 47 | 44 | 73 | 29 | 18 | 5 | 12 | 228 |
| PENNSYLVANIA M | 19 | 21 | 68 | 77 | 32 | 11 | 3 | 231 |
| PENNSYLVANIA W | 31 | 36 | 32 | 8 | 8 | 4 | 8 | 127 |
| PUERTO RICO | 47 | 24 | 24 | 19 | 7 | 2 | 134 | 257 |
| RHODE ISLAND | 18 | 19 | 11 | 8 | 5 | 1 | 5 | 67 |
| S CAROLINA | 54 | 79 | 101 | 39 | 12 | 10 | 20 | 315 |
| S DAKOTA | 30 | 49 | 21 | 5 | 2 | 1 | 2 | 110 |
| TENNESSEE E | 35 | 35 | 47 | 10 | 10 | 1 | 139 | 139 |
| TENNESSEE M | 29 | 44 | 56 | 25 | 7 | 2 | 6 | 169 |
| TENNESSEE W | 39 | 59 | 74 | 54 | 29 | 12 | 32 | 299 |
| TEXAS NORTH | 186 | 128 | 159 | 82 | 69 | 38 | 70 | 732 |
| TEXAS EAST | 27 | 30 | 20 | 7 | 3 | | 87 | 87 |
| TEXAS SOUTH | 207 | 140 | 231 | 178 | 85 | 114 | 293 | 1248 |
| TEXAS WEST | 237 | 90 | 89 | 60 | 26 | 23 | 106 | 631 |
| UTAH | 27 | 20 | 20 | 5 | 4 | | 4 | 81 |
| VERMONT | 18 | 5 | 14 | 8 | 3 | 3 | 41 | 93 |
| VIRGINIA E | 103 | 65 | 29 | 16 | 9 | 11 | 43 | 275 |
| VIRGINIA W | 40 | 22 | 24 | 21 | 20 | 6 | 13 | 146 |
| WASHINGTON E | 74 | 31 | 25 | 5 | 5 | 4 | 6 | 151 |
| WASHINGTON W | 99 | 38 | 114 | 100 | 29 | 31 | 61 | 472 |
| WEST VIRGINIA N | 23 | 23 | 10 | 1 | | 2 | 5 | 64 |
| WEST VIRGINIA S | 49 | 27 | 36 | 13 | 9 | 8 | 6 | 148 |
| WISCONSIN E | 18 | 37 | 37 | 23 | 9 | 4 | 15 | 143 |
| WISCONSIN W | 22 | 15 | 17 | 5 | 2 | 1 | 4 | 66 |
| WYOMING | 23 | 13 | 19 | 2 | 5 | 2 | 64 | 64 |
| GUAM | 3 | 1 | 9 | 2 | 1 | 1 | 17 | 17 |
| VIRGIN ISLANDS | 82 | 80 | 90 | 56 | 56 | 25 | 51 | 440 |
| TOTAL | 5780 | 4371 | 5334 | 2914 | 1658 | 1071 | 4330 | 25458 |

1/ INCLUDES U.S. DISTRICT AND APPELLATE COURTS.

2/ INCLUDES 5693 FUGITIVE CASES, 22 CASES IN CUSTODY OF OTHER AUTHORITY OR IN A MENTAL INSTITUTION,
 4 CASES SERVING SENTENCE ON ANOTHER OFFENSE, 431 CASES IN PRETRIAL DIVERSION PROGRAM,
 6 CASES IN WHICH DEFENDANT UNKNOWN, AND 59 CASES OTHER STATUS BEYOND CONTROL OF U. S. ATTORNEY.

1/ TABLE 15
 CRIMINAL COMPLAINTS PENDING IN UNITED STATES ATTORNEYS OFFICES AS OF SEPTEMBER 30, 1983
 AGED BY DATE RECEIVED

| JUDICIAL DISTRICTS | LESS THAN | SIX MONTHS | ONE TO | TWO TO | THREE TO | FOUR TO | FIVE OR | TOTAL |
|--------------------|------------|-------------|-----------|-------------|------------|------------|------------|-------|
| | SIX MONTHS | TO ONE YEAR | TWO YEARS | THREE YEARS | FOUR YEARS | FIVE YEARS | MORE YEARS | |
| ALABAMA N | 125 | 81 | 65 | 27 | 6 | 2 | 20 | 326 |
| ALABAMA M | 42 | 30 | 21 | 7 | 3 | 3 | 3 | 109 |
| ALABAMA S | 35 | 19 | 20 | 7 | 1 | | 4 | 84 |
| ALASKA | 32 | 3 | 20 | 3 | | 1 | 8 | 72 |
| ARIZONA | 261 | 155 | 130 | 40 | 27 | 13 | 24 | 651 |
| ARKANSAS E | 69 | 37 | 26 | 2 | | 2 | 1 | 137 |
| ARKANSAS W | 37 | 27 | 15 | 2 | | 1 | 1 | 83 |
| CALIF N | 727 | 424 | 343 | 261 | 306 | 102 | 388 | 2551 |
| CALIF C | 439 | 367 | 361 | 231 | 109 | 75 | 903 | 2485 |
| CALIF E | 152 | 100 | 128 | 61 | 36 | 29 | 44 | 550 |
| CALIF S | 201 | 94 | 84 | 47 | 15 | 1 | 1 | 444 |
| COLORADO | 137 | 38 | 63 | 3 | 4 | | 10 | 255 |
| CONNECTICUT | 88 | 99 | 73 | 30 | 21 | 12 | 28 | 350 |
| DELAWARE | 37 | 30 | 13 | 5 | | | | 85 |
| DIST OF COLUMBIA | 80 | 49 | 300 | 252 | 178 | 39 | 207 | 1105 |
| FLORIDA N | 68 | 31 | 68 | 12 | 12 | 4 | 2 | 197 |
| FLORIDA M | 290 | 200 | 162 | 96 | 52 | 28 | 58 | 886 |
| FLORIDA S | 472 | 323 | 273 | 170 | 79 | 58 | 114 | 1494 |
| GEORGIA N | 166 | 77 | 86 | 29 | 12 | 2 | 14 | 386 |
| GEORGIA M | 78 | 50 | 51 | 20 | 9 | 3 | 4 | 215 |
| GEORGIA S | 107 | 40 | 96 | 15 | 6 | 4 | 3 | 271 |
| HAWAII | 79 | 95 | 98 | 24 | 5 | 3 | 2 | 306 |
| IDAHO | 82 | 39 | 28 | 16 | 4 | | 3 | 172 |
| ILLINOIS N | 698 | 550 | 727 | 490 | 375 | 215 | 313 | 3368 |
| ILLINOIS S | 124 | 51 | 93 | 43 | 48 | 22 | 28 | 409 |
| ILLINOIS C | 121 | 75 | 70 | 11 | 3 | | 3 | 283 |
| INDIANA N | 75 | 69 | 61 | 32 | 21 | 3 | 2 | 263 |
| INDIANA S | 184 | 106 | 100 | 29 | 6 | 3 | 1 | 429 |
| IOWA NORTH | 10 | 28 | 38 | 25 | 10 | 7 | 11 | 129 |
| IOWA SOUTH | 31 | 19 | 15 | 2 | 3 | | | 70 |
| KANSAS | 70 | 35 | 23 | 6 | 10 | 4 | 4 | 152 |
| KENTUCKY E | 20 | 33 | 35 | 5 | 5 | 4 | 17 | 119 |
| KENTUCKY W | 99 | 94 | 155 | 91 | 42 | 40 | 35 | 556 |
| LOUISIANA E | 187 | 82 | 55 | 130 | 58 | 63 | 57 | 632 |
| LOUISIANA M | 39 | 24 | 25 | 4 | 3 | 5 | 2 | 102 |
| LOUISIANA W | 186 | 220 | 209 | 79 | 35 | 15 | 13 | 758 |
| MAINE | 1 | 33 | 47 | 14 | 5 | 1 | 1 | 102 |
| MARYLAND | 217 | 153 | 134 | 60 | 22 | 14 | 15 | 615 |
| MASSACHUSETTS | 223 | 187 | 332 | 144 | 131 | 68 | 108 | 1193 |
| MICHIGAN E | 396 | 237 | 284 | 91 | 49 | 15 | 33 | 1105 |
| MICHIGAN W | 71 | 32 | 35 | 13 | 5 | | 4 | 160 |
| MINNESOTA | 68 | 43 | 33 | 24 | 27 | 8 | 7 | 210 |
| MISSISSIPPI N | 49 | 15 | 4 | 9 | 5 | 4 | 1 | 88 |
| MISSISSIPPI S | 17 | 29 | 57 | 21 | 1 | | | 125 |
| MISSOURI E | 259 | 137 | 177 | 88 | 73 | 16 | 41 | 791 |
| MISSOURI W | 131 | 63 | 68 | 4 | 3 | 2 | | 277 |
| MONTANA | 18 | 11 | 5 | 3 | 3 | 1 | 1 | 42 |
| NEBRASKA | 76 | 53 | 51 | 20 | 9 | | 2 | 210 |
| NEVADA | 81 | 53 | 77 | 67 | 12 | 7 | 17 | 314 |
| NEW HAMPSHIRE | 18 | 9 | 13 | 5 | 6 | 1 | | 52 |
| NEW JERSEY | 453 | 271 | 317 | 191 | 65 | 19 | 44 | 1360 |
| NEW MEXICO | 100 | 49 | 44 | 10 | 6 | 4 | 5 | 217 |
| NEW YORK N | 175 | 81 | 82 | 45 | 20 | 18 | 18 | 439 |
| NEW YORK E | 256 | 244 | 237 | 139 | 83 | 42 | 165 | 1166 |
| NEW YORK S | 366 | 279 | 317 | 262 | 138 | 83 | 263 | 1708 |
| NEW YORK W | 118 | 96 | 59 | 28 | 21 | 29 | 11 | 362 |
| N CAROLINA E | 68 | 31 | 42 | 26 | 3 | 8 | 5 | 183 |
| N CAROLINA M | 19 | 2 | 4 | 2 | 1 | | 1 | 29 |
| N CAROLINA W | 74 | 74 | 17 | 9 | 5 | 1 | 8 | 188 |
| NORTH DAKOTA | 46 | 29 | 24 | 12 | 2 | | | 113 |
| OHIO NORTH | 137 | 107 | 161 | 106 | 121 | 34 | 175 | 841 |
| OHIO SOUTH | 132 | 96 | 103 | 44 | 29 | 8 | 12 | 424 |
| OKLAHOMA N | 21 | 3 | 17 | 4 | 1 | 1 | 1 | 48 |
| OKLAHOMA E | 43 | 24 | 18 | 11 | 2 | | | 98 |
| OKLAHOMA W | 95 | 60 | 84 | 51 | 29 | 5 | 2 | 326 |
| OREGON | 82 | 78 | 115 | 83 | 40 | 15 | 25 | 438 |
| PENNSYLVANIA E | 317 | 240 | 263 | 110 | 61 | 16 | 35 | 1042 |
| PENNSYLVANIA M | 176 | 179 | 325 | 141 | 26 | 5 | 1 | 853 |
| PENNSYLVANIA W | 238 | 138 | 129 | 93 | 28 | 7 | 26 | 659 |
| PUERTO RICO | 108 | 53 | 24 | 20 | 34 | 16 | 341 | 501 |
| RHODE ISLAND | 28 | 30 | 11 | 5 | | 1 | 1 | 76 |
| S CAROLINA | 167 | 134 | 78 | 26 | 12 | 9 | 8 | 434 |
| S DAKOTA | 30 | 23 | 23 | 8 | | | | 84 |
| TENNESSEE E | 23 | 57 | 111 | 23 | 21 | 12 | 16 | 263 |
| TENNESSEE M | 144 | 80 | 91 | 22 | 9 | 2 | 3 | 350 |
| TENNESSEE W | 216 | 62 | 134 | 62 | 46 | 18 | 11 | 549 |
| TEXAS NORTH | 327 | 188 | 249 | 174 | 116 | 41 | 88 | 1183 |
| TEXAS EAST | 112 | 75 | 51 | 13 | 5 | 1 | 4 | 261 |
| TEXAS SOUTH | 268 | 143 | 175 | 102 | 69 | 78 | 167 | 1002 |
| TEXAS WEST | 213 | 104 | 100 | 37 | 22 | 7 | 26 | 509 |
| UTAH | 50 | 27 | 15 | 7 | 3 | 3 | 4 | 109 |
| VERMONT | 37 | 35 | 26 | 16 | 8 | 2 | 1 | 125 |
| VIRGINIA E | 182 | 87 | 86 | 40 | 16 | 14 | 27 | 452 |
| VIRGINIA W | 67 | 41 | 41 | 36 | 24 | 28 | 96 | 323 |
| WASHINGTON E | 15 | 4 | 8 | 11 | 11 | | 2 | 51 |
| WASHINGTON W | 143 | 122 | 278 | 104 | 90 | 38 | 23 | 798 |
| WEST VIRGINIA N | 54 | 32 | 19 | 11 | 2 | 3 | 6 | 127 |
| WEST VIRGINIA S | 126 | 132 | 70 | 36 | 33 | 3 | 4 | 404 |
| WISCONSIN E | 72 | 73 | 71 | 53 | 19 | 17 | 13 | 309 |
| WISCONSIN W | 78 | 22 | 21 | 11 | 2 | 4 | 2 | 140 |
| WYOMING | 73 | 29 | 37 | 10 | 2 | 1 | | 151 |
| VIRGIN ISLANDS | | | 11 | 11 | 12 | 7 | 55 | 96 |
| TOTAL | 12720 | 8497 | 9535 | 5080 | 3084 | 1500 | 4243 | 44659 |

1/ INCLUDES 3224 FUGITIVE COMPLAINTS, 85 COMPLAINTS IN CUSTODY OF OTHER AUTHORITY OR IN A MENTAL INSTITUTION,
 8 COMPLAINTS SERVING SENTENCE ON ANOTHER OFFENSE, 1132 COMPLAINTS IN PRETRIAL DIVISION PROGRAM,
 219 COMPLAINTS WITH DEFENDANT UNKNOWN, AND 86 COMPLAINTS IN OTHER STATUS BEYOND CONTROL OF THE U. S. ATTORNEY.

1/ TABLE 16
 CIVIL CASES PENDING IN UNITED STATES ATTORNEYS OFFICES AS OF SEPTEMBER 30, 1983
 AGED BY DATE RECEIVED

| JUDICIAL DISTRICTS | LESS THAN | SIX MONTHS | ONE TO | TWO TO | THREE TO | FOUR TO | FIVE OR | TOTAL |
|--------------------|------------|-------------|-----------|-------------|------------|------------|------------|--------|
| | SIX MONTHS | TO ONE YEAR | TWO YEARS | THREE YEARS | FOUR YEARS | FIVE YEARS | MORE YEARS | |
| ALABAMA N | 865 | 434 | 384 | 165 | 75 | 47 | 53 | 2033 |
| ALABAMA M | 185 | 93 | 119 | 46 | 58 | 6 | 54 | 576 |
| ALABAMA S | 142 | 105 | 174 | 49 | 24 | 16 | 25 | 534 |
| ALASKA | 160 | 82 | 96 | 70 | 27 | 22 | 43 | 500 |
| ARIZONA | 452 | 245 | 253 | 117 | 69 | 46 | 70 | 1253 |
| ARKANSAS E | 462 | 313 | 412 | 137 | 76 | 29 | 39 | 1473 |
| ARKANSAS W | 289 | 167 | 152 | 35 | 19 | 13 | 23 | 698 |
| CALIF N | 419 | 339 | 373 | 346 | 198 | 109 | 349 | 2133 |
| CALIF C | 607 | 586 | 759 | 405 | 317 | 185 | 249 | 3108 |
| CALIF E | 348 | 257 | 458 | 313 | 160 | 134 | 240 | 1910 |
| CALIF S | 264 | 166 | 167 | 63 | 19 | 9 | 16 | 704 |
| COLORADO | 253 | 192 | 223 | 123 | 69 | 23 | 92 | 975 |
| CONNECTICUT | 467 | 290 | 420 | 245 | 195 | 182 | 173 | 1972 |
| DELAWARE | 104 | 30 | 35 | 12 | 4 | 3 | 1 | 189 |
| DIST OF COLUMBIA | 452 | 349 | 536 | 467 | 537 | 396 | 552 | 3288 |
| FLORIDA N | 190 | 125 | 155 | 62 | 30 | 14 | 11 | 587 |
| FLORIDA M | 605 | 455 | 548 | 244 | 103 | 72 | 80 | 2107 |
| FLORIDA S | 766 | 633 | 680 | 364 | 405 | 182 | 153 | 3177 |
| GEORGIA N | 307 | 405 | 441 | 181 | 90 | 53 | 104 | 1582 |
| GEORGIA M | 200 | 93 | 145 | 81 | 30 | 30 | 10 | 589 |
| GEORGIA S | 178 | 129 | 190 | 62 | 17 | 6 | 17 | 598 |
| HAWAII | 223 | 140 | 255 | 83 | 52 | 30 | 49 | 832 |
| IDAHO | 161 | 113 | 177 | 65 | 54 | 10 | 19 | 599 |
| ILLINOIS N | 991 | 717 | 1126 | 470 | 257 | 167 | 265 | 3993 |
| ILLINOIS S | 186 | 157 | 174 | 61 | 39 | 30 | 28 | 675 |
| ILLINOIS C | 263 | 188 | 172 | 56 | 21 | 16 | 14 | 730 |
| INDIANA N | 363 | 262 | 276 | 129 | 75 | 39 | 52 | 1198 |
| INDIANA S | 347 | 260 | 273 | 165 | 83 | 31 | 41 | 1200 |
| IOWA NORTH | 200 | 102 | 128 | 43 | 21 | 24 | 12 | 530 |
| IOWA SOUTH | 215 | 143 | 95 | 29 | 8 | 2 | 5 | 502 |
| KANSAS | 549 | 303 | 282 | 117 | 35 | 14 | 28 | 1328 |
| KENTUCKY E | 492 | 405 | 555 | 368 | 222 | 206 | 1372 | 3620 |
| KENTUCKY W | 382 | 301 | 403 | 223 | 145 | 64 | 52 | 1580 |
| LOUISIANA E | 187 | 234 | 155 | 108 | 99 | 56 | 116 | 955 |
| LOUISIANA M | 75 | 42 | 43 | 21 | 14 | 5 | 15 | 215 |
| LOUISIANA W | 363 | 336 | 353 | 122 | 60 | 51 | 52 | 1347 |
| MAINE | | 219 | 275 | 230 | 70 | 30 | 23 | 847 |
| MARYLAND | 253 | 170 | 224 | 173 | 303 | 285 | 336 | 1744 |
| MASSACHUSETTS | 497 | 752 | 774 | 302 | 234 | 200 | 232 | 2974 |
| MICHIGAN E | 1484 | 683 | 613 | 314 | 198 | 145 | 112 | 3549 |
| MICHIGAN W | 415 | 328 | 321 | 181 | 149 | 89 | 158 | 1651 |
| MINNESOTA | 498 | 263 | 240 | 149 | 96 | 83 | 121 | 1450 |
| MISSISSIPPI N | 124 | 79 | 192 | 72 | 25 | 17 | 26 | 535 |
| MISSISSIPPI S | 283 | 215 | 242 | 104 | 54 | 23 | 34 | 955 |
| MISSOURI E | 185 | 132 | 95 | 30 | 3 | 12 | 13 | 470 |
| MISSOURI W | 450 | 243 | 245 | 95 | 33 | 22 | 15 | 1103 |
| MONTANA | 100 | 70 | 133 | 37 | 16 | 8 | 10 | 374 |
| NEBRASKA | 275 | 197 | 182 | 64 | 24 | 13 | 11 | 766 |
| NEVADA | 67 | 70 | 87 | 47 | 21 | 15 | 27 | 334 |
| NEW HAMPSHIRE | 163 | 31 | 25 | 22 | 15 | 9 | 6 | 172 |
| NEW JERSEY | 1229 | 830 | 1159 | 944 | 245 | 69 | 244 | 4720 |
| NEW MEXICO | 329 | 259 | 209 | 64 | 55 | 11 | 13 | 941 |
| NEW YORK N | 356 | 314 | 346 | 177 | 88 | 55 | 37 | 1423 |
| NEW YORK E | 1353 | 944 | 1410 | 1165 | 898 | 896 | 1937 | 8603 |
| NEW YORK S | 849 | 690 | 794 | 402 | 270 | 259 | 576 | 3840 |
| NEW YORK W | 428 | 222 | 245 | 104 | 61 | 33 | 46 | 1139 |
| N CAROLINA E | 283 | 173 | 199 | 86 | 66 | 44 | 59 | 925 |
| N CAROLINA M | 104 | 63 | 76 | 46 | 33 | 13 | 25 | 350 |
| N CAROLINA W | 180 | 90 | 87 | 44 | 20 | 6 | 8 | 435 |
| NORTH DAKOTA | 207 | 84 | 84 | 39 | 14 | 18 | 21 | 467 |
| OHIO NORTH | 1135 | 901 | 1316 | 882 | 723 | 624 | 1459 | 7040 |
| OHIO SOUTH | 1222 | 901 | 843 | 355 | 152 | 82 | 98 | 3653 |
| OKLAHOMA N | 216 | 99 | 89 | 19 | 12 | 15 | 53 | 513 |
| OKLAHOMA E | 91 | 108 | 96 | 23 | 25 | 1 | 3 | 347 |
| OKLAHOMA W | 262 | 173 | 171 | 77 | 21 | 9 | 11 | 724 |
| OREGON | 505 | 460 | 525 | 389 | 245 | 168 | 91 | 2374 |
| PENNSYLVANIA E | 670 | 407 | 477 | 285 | 212 | 116 | 92 | 2259 |
| PENNSYLVANIA M | 403 | 302 | 412 | 421 | 256 | 110 | 34 | 1938 |
| PENNSYLVANIA W | 581 | 329 | 349 | 161 | 104 | 74 | 70 | 1668 |
| PUERTO RICO | 426 | 277 | 296 | 188 | 138 | 98 | 347 | 1770 |
| RHODE ISLAND | 71 | 75 | 126 | 64 | 47 | 27 | 79 | 489 |
| S CAROLINA | 613 | 511 | 677 | 358 | 274 | 205 | 192 | 2830 |
| S DAKOTA | 173 | 168 | 137 | 37 | 19 | 9 | 5 | 548 |
| TENNESSEE E | 333 | 125 | 115 | 40 | 23 | 4 | 43 | 691 |
| TENNESSEE M | 284 | 117 | 102 | 37 | 9 | 4 | 10 | 563 |
| TENNESSEE W | 257 | 192 | 222 | 111 | 68 | 19 | 26 | 895 |
| TEXAS NORTH | 372 | 235 | 282 | 200 | 137 | 118 | 155 | 1500 |
| TEXAS EAST | 362 | 172 | 240 | 214 | 65 | 38 | 120 | 1211 |
| TEXAS SOUTH | 379 | 317 | 509 | 354 | 428 | 217 | 297 | 2491 |
| TEXAS WEST | 304 | 197 | 307 | 217 | 122 | 65 | 54 | 1266 |
| UTAH | 172 | 145 | 167 | 65 | 14 | 11 | 15 | 590 |
| VERMONT | 100 | 94 | 68 | 16 | 12 | 4 | 294 | 294 |
| VIRGINIA E | 1455 | 207 | 186 | 51 | 37 | 37 | 40 | 2013 |
| VIRGINIA W | 555 | 220 | 196 | 122 | 91 | 130 | 151 | 1465 |
| WASHINGTON E | 122 | 100 | 98 | 94 | 39 | 42 | 46 | 541 |
| WASHINGTON M | | 127 | 277 | 151 | 129 | 74 | 56 | 814 |
| WEST VIRGINIA N | 209 | 103 | 121 | 102 | 71 | 36 | 100 | 742 |
| WEST VIRGINIA S | 381 | 321 | 243 | 136 | 69 | 65 | 144 | 1359 |
| WISCONSIN E | 325 | 323 | 378 | 193 | 75 | 40 | 48 | 1387 |
| WISCONSIN W | 320 | 275 | 262 | 85 | 41 | 12 | 57 | 1052 |
| WYOMING | 78 | 37 | 56 | 12 | 4 | 3 | 1 | 191 |
| GUAM | 4 | 20 | 196 | 56 | 144 | 100 | 308 | 828 |
| VIRGIN ISLANDS | 1 | 12 | 19 | 28 | 16 | 5 | 24 | 105 |
| TOTAL | 35099 | 24389 | 28985 | 16062 | 10523 | 7247 | 12913 | 135218 |

1/ INCLUDES ALL U.S. CASES IN U.S. DISTRICT AND APPELLATE COURTS AND STATE COURTS AND LAND ACQUISITION CASES.

1/
 TABLE 17
 CIVIL MATTERS PENDING IN UNITED STATES ATTORNEYS OFFICES AS OF SEPTEMBER 30, 1983
 AGED BY DATE RECEIVED

| JUDICIAL DISTRICTS | LESS THAN | SIX MONTHS | ONE TO | TWO TO | THREE TO | FOUR TO | FIVE OR | TOTAL |
|--------------------|------------|-------------|-----------|-------------|------------|------------|------------|-------|
| | SIX MONTHS | TO ONE YEAR | TWO YEARS | THREE YEARS | FOUR YEARS | FIVE YEARS | MORE YEARS | |
| ALABAMA N | 82 | 13 | 77 | 20 | 24 | 5 | 5 | 226 |
| ALABAMA M | 24 | 9 | 24 | 10 | 4 | 1 | | 71 |
| ALABAMA S | 28 | 11 | 50 | 11 | 25 | 18 | 28 | 171 |
| ALASKA | 68 | 25 | 25 | 16 | 15 | 13 | 10 | 173 |
| ARIZONA | 172 | 91 | 86 | 62 | 56 | 39 | 15 | 521 |
| ARKANSAS E | 91 | 25 | 35 | 7 | 4 | 1 | | 164 |
| ARKANSAS N | 2 | 5 | 7 | | 3 | | | 17 |
| CALIF N | 205 | 163 | 412 | 235 | 479 | 545 | 202 | 2241 |
| CALIF C | 90 | 369 | 1007 | 727 | 1218 | 777 | 270 | 4458 |
| CALIF E | 37 | 21 | 42 | 71 | 87 | 132 | 70 | 460 |
| CALIF S | 114 | 47 | 41 | 22 | 4 | 7 | | 235 |
| COLORADO | 165 | 195 | 299 | 220 | 269 | 188 | 99 | 1436 |
| CONNECTICUT | 118 | 60 | 96 | 83 | 66 | 52 | 15 | 490 |
| DELAWARE | 20 | 5 | 8 | 1 | 5 | | | 39 |
| DIST OF COLUMBIA | 57 | 46 | 58 | 89 | 203 | 227 | 93 | 773 |
| FLORIDA N | 49 | 76 | 110 | 31 | 40 | 19 | 15 | 340 |
| FLORIDA M | 226 | 199 | 371 | 113 | 132 | 51 | 22 | 1114 |
| FLORIDA S | 1083 | 554 | 347 | 366 | 507 | 76 | 57 | 3000 |
| GEORGIA N | 43 | 163 | 148 | 53 | 123 | 124 | 18 | 672 |
| GEORGIA M | 91 | 27 | 38 | 15 | 25 | 31 | 9 | 236 |
| GEORGIA S | 64 | 47 | 47 | 9 | 10 | 3 | | 180 |
| HAWAII | 59 | 37 | 57 | 24 | 27 | 30 | 5 | 239 |
| IDAHO | 71 | 41 | 47 | 49 | 10 | 6 | 2 | 226 |
| ILLINOIS N | 104 | 170 | 260 | 177 | 416 | 428 | 114 | 1669 |
| ILLINOIS S | 79 | 50 | 56 | 85 | 69 | 24 | 9 | 372 |
| ILLINOIS C | 35 | 31 | 18 | 16 | 22 | 10 | 11 | 143 |
| INDIANA N | 18 | 3 | 8 | 8 | 4 | 3 | 1 | 45 |
| INDIANA S | 164 | 93 | 79 | 33 | 28 | 8 | 2 | 407 |
| IOWA NORTH | 11 | 8 | 2 | 20 | 7 | 17 | 6 | 71 |
| IOWA SOUTH | 18 | 4 | 9 | | | | | 31 |
| KANSAS | 40 | 5 | 16 | 3 | 2 | 2 | 1 | 70 |
| KENTUCKY E | 58 | 25 | 42 | 252 | 250 | 626 | 678 | 1931 |
| KENTUCKY W | 56 | 27 | 42 | 43 | 32 | 34 | 20 | 254 |
| LOUISIANA E | 75 | 110 | 61 | 54 | 48 | 60 | 50 | 458 |
| LOUISIANA M | 14 | 7 | 5 | 12 | 19 | 11 | 1 | 68 |
| LOUISIANA W | 196 | 39 | 43 | 27 | 15 | 13 | 3 | 336 |
| MAINE | | 9 | 14 | 6 | 9 | 8 | | 45 |
| MARYLAND | 116 | 218 | 257 | 263 | 239 | 92 | 92 | 1277 |
| MASSACHUSETTS | 202 | 181 | 313 | 159 | 304 | 189 | 48 | 1396 |
| MICHIGAN E | 40 | 73 | 250 | 149 | 308 | 124 | 31 | 980 |
| MICHIGAN W | 41 | 41 | 49 | 30 | 93 | 20 | 17 | 291 |
| MINNESOTA | 132 | 20 | 13 | 45 | 30 | 35 | 12 | 287 |
| MISSISSIPPI N | 9 | 21 | 9 | 6 | 4 | | 3 | 52 |
| MISSISSIPPI S | 66 | 27 | 19 | 17 | 12 | 11 | 4 | 156 |
| MISSOURI E | 54 | 31 | 29 | 8 | 5 | 3 | | 131 |
| MISSOURI W | 43 | 23 | 20 | 7 | 3 | 1 | 2 | 99 |
| MONTANA | 13 | 10 | 12 | 2 | 10 | 12 | 1 | 60 |
| NEBRASKA | 75 | 21 | 19 | 4 | 1 | | | 120 |
| NEVADA | 25 | 15 | 37 | 32 | 54 | 49 | 25 | 238 |
| NEW HAMPSHIRE | 12 | 25 | 11 | 6 | 15 | 10 | 6 | 85 |
| NEW JERSEY | 310 | 273 | 338 | 174 | 81 | 37 | 70 | 1288 |
| NEW MEXICO | 58 | 20 | 34 | 21 | 30 | 18 | 4 | 185 |
| NEW YORK N | 116 | 53 | 58 | 21 | 30 | 16 | 7 | 301 |
| NEW YORK E | 658 | 671 | 377 | 661 | 410 | 445 | 229 | 3451 |
| NEW YORK S | 243 | 92 | 67 | 49 | 101 | 109 | 75 | 735 |
| NEW YORK W | 88 | 24 | 16 | 6 | 4 | 9 | 9 | 156 |
| N CAROLINA E | 49 | 9 | 20 | 8 | 1 | 1 | 1 | 89 |
| N CAROLINA M | 43 | 22 | 12 | 7 | 26 | 17 | 8 | 135 |
| N CAROLINA W | 68 | 41 | 58 | 54 | 30 | 21 | 3 | 275 |
| NORTH DAKOTA | 50 | 28 | 66 | 15 | 10 | 6 | 4 | 179 |
| OHIO NORTH | 121 | 120 | 105 | 160 | 208 | 115 | 128 | 957 |
| OHIO SOUTH | 128 | 88 | 55 | 62 | 49 | 26 | 1 | 409 |
| OKLAHOMA N | 5 | 4 | 1 | | | 4 | 1 | 15 |
| OKLAHOMA E | 46 | 75 | 58 | 11 | 5 | 3 | 2 | 200 |
| OKLAHOMA W | 88 | 42 | 21 | 19 | 8 | 1 | | 179 |
| OREGON | 67 | 79 | 167 | 113 | 249 | 424 | 42 | 1141 |
| PENNSYLVANIA E | 180 | 124 | 141 | 55 | 35 | 32 | 22 | 589 |
| PENNSYLVANIA M | 99 | 81 | 158 | 145 | 91 | 19 | 5 | 598 |
| PENNSYLVANIA W | 237 | 211 | 85 | 100 | 95 | 87 | 40 | 855 |
| PUERTO RICO | 261 | 119 | 343 | 199 | 172 | 164 | 12 | 1270 |
| RHODE ISLAND | 5 | 5 | 13 | 7 | 10 | 1 | 15 | 57 |
| S CAROLINA | 266 | 345 | 468 | 174 | 166 | 107 | 92 | 1608 |
| S DAKOTA | 8 | 5 | 11 | 7 | 1 | 2 | | 35 |
| TENNESSEE E | 22 | 24 | 55 | 12 | 21 | 14 | 11 | 159 |
| TENNESSEE M | 35 | 5 | 10 | 9 | 3 | 3 | | 65 |
| TENNESSEE W | 181 | 114 | 86 | 45 | 45 | 27 | 57 | 555 |
| TEXAS NORTH | 88 | 139 | 149 | 205 | 225 | 139 | 38 | 983 |
| TEXAS EAST | 37 | 26 | 21 | 22 | 32 | 10 | 7 | 155 |
| TEXAS SOUTH | 274 | 211 | 306 | 178 | 225 | 98 | 93 | 1385 |
| TEXAS WEST | 132 | 76 | 84 | 123 | 154 | 85 | 54 | 718 |
| UTAH | 8 | 19 | 20 | 8 | 22 | 34 | 6 | 117 |
| VERMONT | 20 | 14 | 12 | 10 | 6 | | 1 | 63 |
| VIRGINIA E | 88 | 44 | 39 | 17 | 10 | 3 | 8 | 209 |
| VIRGINIA W | 9 | 14 | 29 | 30 | 118 | 423 | 125 | 748 |
| WASHINGTON E | 38 | 22 | 24 | 21 | 21 | 37 | 19 | 182 |
| WASHINGTON W | | 73 | 91 | 39 | 95 | 89 | 2 | 390 |
| WEST VIRGINIA N | 35 | 27 | 90 | 53 | 95 | 40 | 19 | 360 |
| WEST VIRGINIA S | 214 | 9 | 28 | 17 | 21 | 5 | 6 | 300 |
| WISCONSIN E | 60 | 30 | 83 | 42 | 58 | 44 | 9 | 326 |
| WISCONSIN W | 31 | 5 | 13 | 5 | 10 | 3 | 2 | 70 |
| WYOMING | 17 | 8 | 22 | 17 | 7 | 5 | | 76 |
| VIRGIN ISLANDS | 1 | | 4 | | 2 | 2 | 23 | 32 |
| TOTAL | 9139 | 6922 | 8963 | 6618 | 8319 | 6860 | 3333 | 50154 |

1/ INCLUDES LAND ACQUISITION MATTERS.

TABLE 18

CIVIL CASES PENDING IN UNITED STATES ATTORNEYS OFFICES AS OF SEPTEMBER 30, 1983 BY AMOUNT RANGE

| JUDICIAL DISTRICT | NON-MONETARY | \$1 TO \$250 | \$251 TO \$500 | \$501 TO \$1,000 | \$1,001 TO \$2,500 | \$2,501 TO \$5,000 | \$5,001 TO \$10,000 | \$10,001 AND ABOVE | TOTAL |
|-------------------|--------------|--------------------|----------------------|------------------------|--------------------------|--------------------------|---------------------------|--------------------------|---------|
| ALABAMA N | 1,164 | 35 | 112 | 176 | 126 | 66 | 52 | 302 | 2,033 |
| ALABAMA M | 391 | 7 | 12 | 20 | 29 | 24 | 10 | 84 | 575 |
| ALABAMA S | 230 | 3 | 7 | 36 | 47 | 57 | 24 | 132 | 534 |
| ALASKA | 432 | 1 | 11 | 18 | 11 | 1 | 6 | 18 | 500 |
| ARIZONA | 1,095 | 0 | 0 | 15 | 43 | 17 | 16 | 67 | 1,253 |
| ARKANSAS E | 820 | 11 | 8 | 22 | 52 | 50 | 49 | 461 | 1,473 |
| ARKANSAS W | 508 | 0 | 2 | 4 | 17 | 6 | 12 | 149 | 693 |
| CALIF N | 1,512 | 8 | 9 | 66 | 171 | 120 | 107 | 140 | 2,133 |
| CALIF C | 2,085 | 23 | 11 | 82 | 192 | 156 | 69 | 490 | 3,108 |
| CALIF E | 1,439 | 10 | 9 | 30 | 80 | 59 | 47 | 236 | 1,910 |
| CALIF S | 704 | 0 | 0 | 0 | 0 | 0 | 0 | 0 | 704 |
| COLORADO | 828 | 2 | 4 | 10 | 17 | 5 | 17 | 92 | 975 |
| CONNECTICUT | 1,355 | 4 | 10 | 37 | 107 | 93 | 119 | 297 | 1,972 |
| DELAWARE | 135 | 0 | 9 | 12 | 7 | 0 | 2 | 24 | 189 |
| DIST OF COLUMBIA | 2,707 | 3 | 8 | 131 | 196 | 48 | 24 | 171 | 3,288 |
| FLORIDA N | 449 | 2 | 1 | 2 | 25 | 13 | 12 | 83 | 587 |
| FLORIDA M | 1,584 | 0 | 6 | 39 | 130 | 60 | 35 | 253 | 2,107 |
| FLORIDA S | 3,109 | 1 | 2 | 9 | 23 | 8 | 10 | 15 | 3,177 |
| GEORGIA N | 1,216 | 7 | 7 | 28 | 61 | 36 | 26 | 201 | 1,582 |
| GEORGIA M | 416 | 9 | 8 | 14 | 16 | 17 | 8 | 101 | 589 |
| GEORGIA S | 274 | 4 | 2 | 7 | 17 | 20 | 34 | 240 | 598 |
| HAWAII | 713 | 1 | 3 | 12 | 28 | 9 | 5 | 61 | 832 |
| IDAHO | 314 | 9 | 6 | 11 | 35 | 18 | 15 | 191 | 599 |
| ILLINOIS N | 1,920 | 42 | 37 | 142 | 426 | 287 | 290 | 849 | 3,993 |
| ILLINOIS S | 603 | 3 | 1 | 19 | 19 | 11 | 5 | 14 | 675 |
| ILLINOIS C | 304 | 4 | 2 | 7 | 36 | 46 | 56 | 275 | 730 |
| INDIANA N | 727 | 7 | 7 | 12 | 46 | 46 | 34 | 319 | 1,193 |
| INDIANA S | 1,044 | 1 | 6 | 21 | 48 | 29 | 13 | 38 | 1,230 |
| IOWA NORTH | 309 | 2 | 1 | 8 | 23 | 33 | 30 | 124 | 530 |
| IOWA SOUTH | 329 | 0 | 0 | 5 | 9 | 12 | 19 | 128 | 502 |
| KANSAS | 603 | 4 | 1 | 24 | 75 | 52 | 61 | 508 | 1,328 |
| KENTUCKY E | 2,742 | 60 | 37 | 57 | 85 | 67 | 71 | 501 | 3,620 |
| KENTUCKY W | 1,294 | 6 | 9 | 19 | 46 | 24 | 32 | 150 | 1,580 |
| LOUISIANA E | 517 | 2 | 4 | 25 | 61 | 62 | 49 | 235 | 955 |
| LOUISIANA M | 184 | 0 | 0 | 0 | 2 | 4 | 4 | 21 | 215 |
| LOUISIANA S | 715 | 2 | 2 | 5 | 33 | 29 | 33 | 528 | 1,347 |
| MAINE | 533 | 3 | 1 | 10 | 31 | 23 | 16 | 230 | 847 |
| MARYLAND | 1,049 | 2 | 5 | 228 | 292 | 57 | 27 | 84 | 1,744 |
| MASSACHUSETTS | 2,704 | 7 | 0 | 56 | 79 | 24 | 19 | 85 | 2,974 |
| MICHIGAN E | 3,079 | 14 | 3 | 56 | 111 | 37 | 31 | 219 | 3,549 |
| MICHIGAN W | 1,177 | 4 | 5 | 84 | 97 | 27 | 14 | 243 | 1,651 |
| MINNESOTA | 1,245 | 1 | 6 | 9 | 78 | 28 | 13 | 34 | 1,450 |
| MISSISSIPPI N | 367 | 11 | 7 | 9 | 40 | 17 | 13 | 71 | 535 |
| MISSISSIPPI S | 675 | 0 | 1 | 12 | 36 | 29 | 19 | 183 | 955 |
| MISSOURI E | 380 | 3 | 3 | 1 | 19 | 13 | 11 | 41 | 470 |
| MISSOURI W | 756 | 2 | 6 | 16 | 33 | 32 | 32 | 226 | 1,103 |
| MONTANA | 202 | 17 | 9 | 11 | 15 | 19 | 9 | 92 | 374 |
| NEBRASKA | 518 | 0 | 3 | 3 | 24 | 11 | 13 | 194 | 765 |
| NEVADA | 255 | 0 | 0 | 10 | 16 | 7 | 10 | 36 | 172 |
| NEW HAMPSHIRE | 168 | 0 | 0 | 0 | 1 | 2 | 0 | 1 | 172 |
| NEW JERSEY | 4,720 | 0 | 0 | 0 | 0 | 0 | 0 | 0 | 4,720 |
| NEW MEXICO | 806 | 1 | 1 | 4 | 7 | 7 | 9 | 106 | 941 |
| NEW YORK N | 1,279 | 1 | 3 | 12 | 40 | 10 | 13 | 65 | 1,423 |
| NEW YORK E | 4,711 | 44 | 89 | 368 | 1,045 | 713 | 392 | 1,241 | 8,503 |
| NEW YORK S | 2,789 | 17 | 18 | 40 | 126 | 112 | 85 | 553 | 3,840 |
| NEW YORK W | 629 | 8 | 2 | 35 | 97 | 56 | 60 | 252 | 1,139 |
| N CAROLINA E | 834 | 1 | 2 | 6 | 20 | 9 | 15 | 39 | 925 |
| N CAROLINA M | 284 | 0 | 1 | 8 | 7 | 6 | 6 | 48 | 360 |
| N CAROLINA W | 339 | 1 | 0 | 10 | 55 | 12 | 6 | 12 | 435 |
| NORTH DAKOTA | 279 | 3 | 2 | 4 | 15 | 10 | 18 | 136 | 467 |
| OHIO NORTH | 4,136 | 37 | 50 | 141 | 376 | 373 | 493 | 1,434 | 7,040 |
| OHIO SOUTH | 8,287 | 6 | 2 | 2 | 10 | 10 | 17 | 319 | 3,553 |
| OKLAHOMA N | 342 | 12 | 28 | 43 | 22 | 7 | 7 | 52 | 513 |
| OKLAHOMA E | 239 | 1 | 0 | 2 | 7 | 12 | 6 | 80 | 347 |
| OKLAHOMA W | 546 | 0 | 3 | 3 | 13 | 9 | 18 | 132 | 724 |
| OREGON | 1,985 | 13 | 14 | 37 | 71 | 37 | 28 | 189 | 2,374 |
| PENNSYLVANIA E | 1,466 | 4 | 8 | 70 | 200 | 56 | 68 | 387 | 2,259 |
| PENNSYLVANIA M | 1,820 | 12 | 1 | 16 | 20 | 8 | 9 | 52 | 1,938 |
| PENNSYLVANIA W | 1,124 | 2 | 2 | 41 | 74 | 62 | 108 | 255 | 1,668 |
| PUERTO RICO | 1,208 | 1 | 3 | 21 | 45 | 79 | 74 | 339 | 1,770 |
| RHODE ISLAND | 231 | 1 | 3 | 8 | 23 | 17 | 22 | 184 | 489 |
| S CAROLINA | 2,345 | 0 | 3 | 61 | 101 | 19 | 15 | 286 | 2,830 |
| S DAKOTA | 481 | 1 | 0 | 4 | 9 | 6 | 7 | 40 | 549 |
| TENNESSEE E | 622 | 8 | 2 | 15 | 18 | 2 | 5 | 19 | 691 |
| TENNESSEE M | 546 | 0 | 0 | 1 | 2 | 3 | 3 | 8 | 563 |
| TENNESSEE W | 500 | 10 | 25 | 43 | 74 | 29 | 31 | 183 | 995 |
| TEXAS NORTH | 1,227 | 10 | 7 | 22 | 34 | 26 | 22 | 152 | 1,500 |
| TEXAS EAST | 861 | 10 | 31 | 110 | 62 | 14 | 13 | 110 | 1,211 |
| TEXAS SOUTH | 1,373 | 10 | 37 | 143 | 365 | 149 | 82 | 332 | 2,491 |
| TEXAS WEST | 974 | 1 | 0 | 18 | 95 | 41 | 20 | 117 | 1,266 |
| UTAH | 464 | 0 | 2 | 13 | 33 | 17 | 8 | 53 | 590 |
| VERMONT | 231 | 0 | 0 | 1 | 0 | 1 | 2 | 59 | 294 |
| VIRGINIA E | 1,792 | 1 | 3 | 10 | 51 | 22 | 18 | 116 | 2,013 |
| VIRGINIA W | 973 | 63 | 38 | 59 | 77 | 55 | 42 | 158 | 1,465 |
| WASHINGTON E | 384 | 5 | 5 | 18 | 51 | 18 | 15 | 45 | 541 |
| WASHINGTON W | 526 | 6 | 4 | 38 | 82 | 24 | 14 | 120 | 814 |
| WEST VIRGINIA N | 536 | 26 | 10 | 13 | 43 | 17 | 17 | 80 | 742 |
| WEST VIRGINIA S | 889 | 130 | 54 | 56 | 50 | 36 | 26 | 119 | 1,359 |
| WISCONSIN E | 1,114 | 8 | 4 | 8 | 44 | 11 | 16 | 182 | 1,387 |
| WISCONSIN W | 577 | 1 | 0 | 15 | 35 | 41 | 47 | 335 | 1,052 |
| WYOMING | 182 | 0 | 1 | 0 | 5 | 0 | 1 | 3 | 191 |
| GUAM | 801 | 1 | 3 | 10 | 5 | 1 | 1 | 6 | 828 |
| VIRGIN ISLANDS | 43 | 2 | 2 | 1 | 5 | 5 | 8 | 38 | 105 |
| TOTALS | 98,324 | 795 | 866 | 3,196 | 6,723 | 4,054 | 3,490 | 17,770 | 135,218 |

1/ INCLUDES LAND ACQUISITION CASES.

TABLE 19
 CIVIL MATTERS PENDING IN UNITED STATES ATTORNEYS OFFICES AS OF SEPTEMBER 30, 1983 BY AMOUNT RANGE

| JUDICIAL DISTRICT | NON-MONETARY | \$1 TO \$250 | \$251 TO \$500 | \$501 TO \$1,000 | \$1,001 TO \$2,500 | \$2,501 TO \$5,000 | \$5,001 TO \$10,000 | \$10,001 AND ABOVE | TOTAL |
|-------------------|--------------|--------------------|----------------------|------------------------|--------------------------|--------------------------|---------------------------|--------------------------|--------|
| ALABAMA M | 67 | 9 | 7 | 18 | 32 | 36 | 17 | 40 | 226 |
| ALABAMA M | 19 | 2 | 1 | 9 | 23 | 9 | 5 | 3 | 71 |
| ALABAMA S | 9 | 0 | 2 | 46 | 54 | 30 | 16 | 14 | 171 |
| ALASKA | 74 | 2 | 8 | 28 | 21 | 15 | 4 | 21 | 173 |
| ARIZONA | 348 | 0 | 2 | 35 | 81 | 25 | 4 | 26 | 521 |
| ARKANSAS E | 12 | 0 | 3 | 9 | 15 | 8 | 12 | 105 | 164 |
| ARKANSAS W | 7 | 0 | 0 | 0 | 6 | 2 | 0 | 2 | 17 |
| CALIF N | 570 | 7 | 9 | 214 | 790 | 331 | 137 | 183 | 2,241 |
| CALIF C | 229 | 5 | 10 | 278 | 3,229 | 445 | 79 | 183 | 4,458 |
| CALIF E | 120 | 0 | 2 | 121 | 165 | 23 | 10 | 19 | 460 |
| CALIF S | 235 | 0 | 0 | 0 | 0 | 0 | 0 | 0 | 235 |
| COLORADO | 271 | 1 | 7 | 136 | 780 | 181 | 34 | 26 | 1,436 |
| CONNECTICUT | 352 | 2 | 0 | 26 | 82 | 9 | 2 | 17 | 490 |
| DELAWARE | 16 | 0 | 0 | 0 | 5 | 0 | 1 | 17 | 39 |
| DIST OF COLUMBIA | 651 | 1 | 4 | 19 | 60 | 12 | 8 | 18 | 773 |
| FLORIDA N | 28 | 1 | 0 | 12 | 113 | 44 | 9 | 133 | 340 |
| FLORIDA M | 332 | 2 | 2 | 84 | 352 | 101 | 32 | 209 | 1,114 |
| FLORIDA S | 2,912 | 3 | 0 | 18 | 45 | 12 | 2 | 8 | 3,000 |
| GEORGIA N | 117 | 0 | 7 | 118 | 278 | 127 | 19 | 6 | 672 |
| GEORGIA M | 32 | 3 | 1 | 27 | 68 | 30 | 9 | 66 | 236 |
| GEORGIA S | 45 | 1 | 6 | 7 | 36 | 23 | 12 | 50 | 180 |
| HAWAII | 96 | 1 | 1 | 10 | 88 | 24 | 13 | 6 | 239 |
| IDAHO | 71 | 3 | 13 | 21 | 54 | 14 | 7 | 43 | 226 |
| ILLINOIS N | 222 | 2 | 7 | 251 | 863 | 186 | 48 | 90 | 1,669 |
| ILLINOIS S | 210 | 0 | 2 | 26 | 100 | 12 | 7 | 15 | 372 |
| ILLINOIS C | 29 | 0 | 0 | 16 | 65 | 12 | 6 | 15 | 143 |
| INDIANA N | 14 | 0 | 2 | 3 | 13 | 6 | 1 | 6 | 45 |
| INDIANA S | 337 | 0 | 0 | 9 | 34 | 15 | 5 | 7 | 407 |
| IOWA NORTH | 15 | 3 | 1 | 13 | 21 | 8 | 3 | 7 | 71 |
| IOWA SOUTH | 5 | 0 | 0 | 3 | 9 | 1 | 2 | 11 | 31 |
| KANSAS | 22 | 0 | 0 | 2 | 27 | 10 | 4 | 5 | 70 |
| KENTUCKY E | 117 | 767 | 302 | 262 | 243 | 87 | 65 | 88 | 1,931 |
| KENTUCKY W | 81 | 26 | 11 | 17 | 61 | 19 | 9 | 30 | 254 |
| LOUISIANA E | 84 | 15 | 14 | 53 | 120 | 37 | 40 | 95 | 458 |
| LOUISIANA M | 28 | 1 | 0 | 2 | 33 | 1 | 0 | 3 | 68 |
| LOUISIANA W | 76 | 1 | 1 | 12 | 44 | 12 | 10 | 180 | 336 |
| MAINE | 8 | 0 | 1 | 8 | 23 | 2 | 2 | 1 | 45 |
| MARYLAND | 485 | 5 | 10 | 142 | 368 | 107 | 31 | 129 | 1,277 |
| MASSACHUSETTS | 503 | 1 | 0 | 170 | 560 | 93 | 11 | 58 | 1,396 |
| MICHIGAN E | 97 | 5 | 3 | 154 | 534 | 128 | 41 | 18 | 980 |
| MICHIGAN W | 37 | 4 | 0 | 68 | 141 | 31 | 8 | 2 | 291 |
| MINNESOTA | 255 | 0 | 0 | 12 | 11 | 1 | 1 | 7 | 287 |
| MISSISSIPPI N | 1 | 0 | 0 | 2 | 27 | 18 | 3 | 1 | 52 |
| MISSISSIPPI S | 15 | 0 | 0 | 18 | 83 | 32 | 7 | 1 | 156 |
| MISSOURI E | 17 | 0 | 0 | 6 | 81 | 15 | 3 | 9 | 131 |
| MISSOURI W | 40 | 0 | 0 | 4 | 27 | 5 | 5 | 17 | 99 |
| MONTANA | 2 | 0 | 1 | 7 | 14 | 11 | 5 | 20 | 60 |
| NEBRASKA | 46 | 0 | 0 | 1 | 16 | 5 | 10 | 42 | 120 |
| NEVADA | 7 | 1 | 3 | 28 | 162 | 22 | 10 | 5 | 238 |
| NEW HAMPSHIRE | 34 | 0 | 0 | 10 | 30 | 10 | 0 | 1 | 85 |
| NEW JERSEY | 1,288 | 0 | 0 | 0 | 0 | 0 | 0 | 0 | 1,288 |
| NEW MEXICO | 97 | 0 | 0 | 5 | 48 | 15 | 8 | 12 | 185 |
| NEW YORK N | 198 | 1 | 0 | 12 | 78 | 8 | 3 | 1 | 301 |
| NEW YORK E | 464 | 5 | 10 | 266 | 1,644 | 617 | 108 | 337 | 3,451 |
| NEW YORK S | 357 | 3 | 5 | 45 | 166 | 51 | 25 | 83 | 735 |
| NEW YORK W | 31 | 1 | 0 | 13 | 55 | 17 | 9 | 30 | 155 |
| N CAROLINA E | 51 | 0 | 0 | 0 | 24 | 4 | 3 | 7 | 89 |
| N CAROLINA M | 3 | 0 | 0 | 28 | 66 | 24 | 8 | 6 | 135 |
| N CAROLINA W | 61 | 1 | 1 | 21 | 87 | 28 | 10 | 66 | 275 |
| NORTH DAKOTA | 108 | 2 | 0 | 2 | 21 | 12 | 10 | 24 | 179 |
| OHIO NORTH | 188 | 12 | 13 | 140 | 382 | 82 | 43 | 97 | 957 |
| OHIO SOUTH | 185 | 0 | 0 | 15 | 63 | 19 | 12 | 115 | 409 |
| OKLAHOMA N | 6 | 0 | 0 | 3 | 3 | 0 | 1 | 2 | 15 |
| OKLAHOMA E | 51 | 0 | 3 | 5 | 25 | 0 | 8 | 108 | 200 |
| OKLAHOMA W | 78 | 0 | 0 | 1 | 24 | 3 | 10 | 63 | 179 |
| OREGON | 398 | 5 | 10 | 284 | 336 | 37 | 24 | 47 | 1,141 |
| PENNSYLVANIA E | 317 | 15 | 2 | 25 | 142 | 32 | 10 | 46 | 589 |
| PENNSYLVANIA M | 386 | 4 | 2 | 59 | 72 | 13 | 15 | 47 | 598 |
| PENNSYLVANIA W | 118 | 92 | 30 | 86 | 222 | 156 | 74 | 77 | 855 |
| PUERTO RICO | 344 | 2 | 4 | 22 | 205 | 135 | 67 | 491 | 1,270 |
| RHODE ISLAND | 5 | 1 | 2 | 4 | 27 | 13 | 2 | 3 | 57 |
| S CAROLINA | 391 | 1 | 3 | 120 | 200 | 57 | 45 | 791 | 1,608 |
| S DAKOTA | 23 | 0 | 0 | 0 | 5 | 4 | 3 | 0 | 35 |
| TENNESSEE E | 54 | 3 | 4 | 27 | 33 | 25 | 5 | 8 | 159 |
| TENNESSEE M | 48 | 0 | 0 | 1 | 11 | 1 | 3 | 1 | 65 |
| TENNESSEE W | 149 | 5 | 20 | 82 | 113 | 44 | 29 | 113 | 555 |
| TEXAS NORTH | 276 | 10 | 6 | 130 | 386 | 115 | 34 | 26 | 983 |
| TEXAS EAST | 52 | 0 | 2 | 17 | 58 | 12 | 6 | 8 | 155 |
| TEXAS SOUTH | 776 | 11 | 25 | 106 | 271 | 95 | 27 | 74 | 1,385 |
| TEXAS WEST | 160 | 1 | 1 | 154 | 301 | 81 | 11 | 9 | 713 |
| UTAH | 31 | 0 | 1 | 30 | 35 | 10 | 3 | 7 | 117 |
| VERMONT | 54 | 0 | 0 | 0 | 2 | 0 | 2 | 5 | 63 |
| VIRGINIA E | 92 | 1 | 1 | 6 | 70 | 19 | 4 | 16 | 209 |
| VIRGINIA W | 29 | 277 | 119 | 133 | 136 | 36 | 10 | 8 | 748 |
| WASHINGTON E | 86 | 0 | 2 | 16 | 55 | 14 | 5 | 4 | 182 |
| WASHINGTON W | 78 | 1 | 0 | 49 | 187 | 47 | 11 | 17 | 390 |
| WEST VIRGINIA N | 156 | 8 | 1 | 45 | 64 | 21 | 10 | 55 | 360 |
| WEST VIRGINIA S | 38 | 101 | 52 | 38 | 32 | 12 | 10 | 17 | 300 |
| WISCONSIN E | 119 | 0 | 2 | 27 | 132 | 19 | 3 | 24 | 325 |
| WISCONSIN W | 37 | 3 | 1 | 2 | 19 | 1 | 3 | 4 | 70 |
| WYOMING | 46 | 1 | 0 | 7 | 15 | 3 | 1 | 3 | 75 |
| GUAM | 0 | 0 | 0 | 0 | 0 | 0 | 0 | 0 | 0 |
| VIRGIN ISLANDS | 9 | 8 | 0 | 3 | 3 | 1 | 3 | 5 | 32 |
| TOTALS | 16,838 | 1,449 | 765 | 4,564 | 15,905 | 4,271 | 1,447 | 4,915 | 50,154 |

1/ INCLUDES LAND ACQUISITION MATTERS.

TABLE 20
1/
CIVIL CASES PENDING
FISCAL YEAR ENDED SEPTEMBER 30, 1983

| CAUSE OF ACTION | U.S. PLAINTIFF | | U.S. DEFENDANT | | OTHER DESIGNATION | | TOTAL | |
|--------------------------------------|----------------|---------------|----------------|----------------|-------------------|---------------|---------|----------------|
| | NUMBER | AMOUNT | NUMBER | AMOUNT | NUMBER | AMOUNT | NUMBER | AMOUNT |
| ADMIRALTY | 98 | 7,601,032 | 315 | 224,965,269 | 11 | 2,873,294 | 424 | 235,439,595 |
| CONTRACT ACTIONS | 529 | 139,125,379 | 501 | 139,617,894 | 115 | 2,776,583 | 1,145 | 281,719,856 |
| FRAUDS | 166 | 14,408,515 | 41 | 20,890,310 | 10 | 39,999 | 217 | 35,338,824 |
| ENFORCEMENT | 114 | 101,721 | 3,415 | 403,096,713 | 320 | 72,706,276 | 3,849 | 475,904,710 |
| FORFEITURES | 2,170 | 52,046,998 | 228 | 2,984,137 | 22 | 197,311 | 2,420 | 55,230,446 |
| LAND REAL PROPERTY | 2,196 | 184,389,613 | 1,628 | 21,208,621 | 85 | 3,496,500 | 3,909 | 209,094,734 |
| PENALTIES | 1,307 | 51,373,330 | 51 | 21,363,419 | 12 | 22,647 | 1,370 | 72,759,396 |
| TAX OTHER THAN LIEN | 1,092 | 69,743,432 | 3,681 | 283,400,104 | 404 | 58,604,169 | 5,177 | 411,747,705 |
| TAX LIEN | 403 | 12,624,801 | 20,099 | 211,690,487 | 252 | 7,682,866 | 20,754 | 231,998,154 |
| TORTS | 267 | 292,232,962 | 7,961 | 9,231,274,237 | 440 | 900,465,250 | 8,688 | 10,423,972,449 |
| VETERANS | 64 | 119,456 | 27 | 23,375 | 19 | 965 | 110 | 143,798 |
| HABEAS CORPUS | 183 | | 3,121 | | 210 | | 3,514 | |
| CIVIL RIGHTS ACT/1964 | 190 | 92,256,396 | 1,905 | 404,273,021 | 206 | 69,246,200 | 2,301 | 565,775,617 |
| ADMIRALTY ^{2/} | 29 | 218,008 | 9 | 1,015,701 | 1 | 18,895 | 39 | 1,252,604 |
| GENERAL CLAIMS ^{2/} | 13,382 | 671,186,997 | 10,066 | 741,263,605 | 2,494 | 152,102,382 | 25,942 | 1,604,552,984 |
| MORT. FRCCL. U.S. LIEN ^{2/} | 628 | 51,618,056 | 5,275 | 114,569,847 | 28 | 952,356 | 5,931 | 167,140,259 |
| JUD FORECLOSURE/GOVT ^{2/} | 3,391 | 306,449,171 | 136 | 3,151,123 | 7 | 246,791 | 3,534 | 309,847,085 |
| INJUNCTIONS ^{2/} | 731 | 8,655,872 | 472 | 20,363,930 | 29 | 33,294 | 1,232 | 29,053,096 |
| SOCIAL SECURITY APPEALS | 260 | 115,069 | 26,186 | 2,460,287 | 1,645 | 1,000 | 28,091 | 2,576,356 |
| STUDENTS ASSISTANCE | 3,085 | 7,350,793 | 107 | 170,238 | 8 | 7,655 | 3,200 | 7,528,686 |
| VA EDUCATIONAL BENEFITS | 3,593 | 9,567,426 | 41 | 1,204,258 | 17 | 9,549 | 3,651 | 10,781,233 |
| MISCELLANEOUS | 2,789 | 131,207,295 | 6,044 | 648,117,044 | 887 | 114,941,452 | 9,720 | 894,265,791 |
| TOTALS | 36,687 | 2,102,394,324 | 91,309 | 12,497,303,620 | 7,222 | 1,426,425,434 | 135,218 | 16,026,123,378 |

1/ INCLUDES LAND ACQUISITION AND UNITED STATES CIVIL CASES IN U.S. DISTRICT AND APPELLATE COURTS AND STATE COURTS.
2/ DELEGATED CIVIL DIVISION CASES.

TABLE 21
1/
CIVIL CASES FILED
FISCAL YEAR 1983

| CAUSE OF ACTION | U.S. PLAINTIFF | | U.S. DEFENDANT | | OTHER DESIGNATION | | TOTAL | |
|-------------------------------------|----------------|---------------|----------------|---------------|-------------------|-------------|--------|---------------|
| | NUMBER | AMOUNT | NUMBER | AMOUNT | NUMBER | AMOUNT | NUMBER | AMOUNT |
| ADMIRALTY | 50 | 5,303,579 | 137 | 82,427,101 | 7 | 13,294 | 194 | 87,743,974 |
| CONTRACT ACTIONS | 117 | 12,652,392 | 256 | 80,081,513 | 10 | 40,869 | 383 | 92,774,774 |
| FRAUDS | 122 | 5,089,125 | 27 | 122,006 | 5 | 5,999 | 154 | 5,217,130 |
| ENFORCEMENT | 65 | 100,000 | 1,712 | 190,467,336 | 181 | 100,000 | 1,958 | 190,667,336 |
| FURFEITURES | 2,084 | 19,386,434 | 118 | 637,475 | 15 | 197,311 | 2,217 | 20,221,220 |
| LAND REAL PROPERTY | 509 | 36,511,796 | 358 | 213,655 | 19 | 237 | 886 | 36,725,688 |
| PENALTIES | 1,621 | 33,244,113 | 34 | 184,771 | 6 | 60,090 | 1,661 | 33,488,974 |
| TAX OTHER THAN LIEN | 1,228 | 57,899,472 | 1,876 | 147,555,595 | 220 | 55,747,745 | 3,324 | 261,202,812 |
| TAX LIEN | 228 | 3,983,955 | 11,265 | 92,391,488 | 128 | 509,319 | 11,621 | 96,884,762 |
| TORTS | 230 | 146,772,018 | 4,321 | 3,281,361,992 | 346 | 661,406,158 | 4,897 | 4,089,540,168 |
| VETERANS | 24 | 20,710 | 1 | | 9 | 1,001 | 34 | 21,711 |
| HABEAS CORPUS | 180 | | 2,860 | | 159 | | 3,199 | |
| CIVIL RIGHTS ACT/1964 | 70 | 92,090,000 | 1,226 | 215,355,858 | 57 | 1,306,300 | 1,353 | 308,752,158 |
| ADMIRALTY ^{2/} | 21 | 217,004 | 3 | 4,281 | | | 24 | 221,285 |
| GENERAL CLAIMS ^{2/} | 10,152 | 331,285,726 | 3,036 | 43,427,635 | 274 | 81,594,840 | 14,062 | 456,308,201 |
| MORT. FROG. U.S. LIEN ^{2/} | 440 | 15,611,177 | 3,910 | 54,582,581 | 16 | 293,271 | 4,366 | 70,487,029 |
| JUD FORECLOSURE/GOVT ^{2/} | 2,918 | 187,179,668 | 78 | 2,060,977 | 4 | 122,105 | 3,000 | 189,362,750 |
| INJUNCTIONS ^{2/} | 376 | 172,826 | 474 | 19,182,947 | 21 | 22,718 | 871 | 19,378,491 |
| SOCIAL SECURITY APPEALS | 200 | 70,899 | 19,156 | 1,098,262 | 1,418 | | 20,774 | 1,169,161 |
| STUDENTS ASSISTANCE | 3,239 | 7,117,272 | 49 | 76,399 | 1 | 656 | 3,289 | 7,194,327 |
| VA EDUCATIONAL BENEFITS | 4,585 | 7,589,583 | 29 | 91,753 | 7 | 4,425 | 4,621 | 7,685,761 |
| MISCELLANEOUS | 4,761 | 57,856,475 | 5,214 | 603,510,325 | 231 | 126,877,309 | 10,806 | 788,244,109 |
| TOTALS | 33,220 | 1,020,154,224 | 56,140 | 4,814,633,950 | 4,334 | 928,303,647 | 93,694 | 6,763,251,821 |

1/ INCLUDES LAND ACQUISITION AND UNITED STATES CIVIL CASES IN U.S. DISTRICT AND APPELLATE COURTS AND STATE COURTS.
2/ DELEGATED CIVIL DIVISION CASES.

TABLE 22
1/
CIVIL CASES TERMINATED
FISCAL YEAR 1983

| CAUSE OF ACTION | U.S. PLAINTIFF | | U.S. DEFENDANT | | OTHER DESIGNATION | | TOTAL | |
|-------------------------------------|----------------|-------------|----------------|---------------|-------------------|-------------|--------|---------------|
| | NUMBER | AMOUNT | NUMBER | AMOUNT | NUMBER | AMOUNT | NUMBER | AMOUNT |
| ADMIRALTY | 58 | 2,233,207 | 114 | 92,520,902 | 4 | 800,000 | 176 | 95,554,109 |
| CONTRACT ACTIONS | 352 | 23,761,419 | 299 | 14,806,191 | 33 | 1,620,892 | 684 | 40,188,502 |
| FRAUDS | 114 | 19,835,621 | 21 | 12,195,305 | 1 | | 136 | 32,030,926 |
| ENFORCEMENT | 72 | 1,000,000 | 1,866 | 75,887,568 | 99 | 258,434 | 2,037 | 77,146,002 |
| FORFEITURES | 1,726 | 7,807,806 | 109 | 1,675,258 | 16 | 12,395 | 1,851 | 9,495,459 |
| LAND REAL PROPERTY | 641 | 23,993,609 | 362 | 12,586,289 | 33 | 237 | 1,036 | 36,580,135 |
| PENALTIES | 1,677 | 38,959,824 | 35 | 158,217 | 4 | 50,165 | 1,716 | 39,168,206 |
| TAX OTHER THAN LIEN | 1,424 | 55,004,672 | 1,537 | 78,422,539 | 220 | 9,158,371 | 3,181 | 142,585,582 |
| TAX LIEN | 163 | 2,949,866 | 7,235 | 85,801,546 | 71 | 1,665,390 | 7,469 | 90,416,802 |
| TORTS | 196 | 82,533,337 | 3,435 | 3,468,325,358 | 208 | 79,943,632 | 3,839 | 3,630,802,327 |
| VETERANS | 54 | 82,363 | 10 | 39,929 | 24 | 6,858 | 88 | 129,150 |
| HABEAS CORPUS | 155 | | 2,648 | | 172 | | 2,975 | |
| CIVIL RIGHTS ACT/1964 | 76 | 150,000 | 947 | 391,095,690 | 74 | 5,112,694 | 1,097 | 396,358,384 |
| ADMIRALTY ^{2/} | 37 | 128,937 | 2 | | | | 39 | 128,937 |
| GENERAL CLAIMS ^{2/} | 8,389 | 251,236,528 | 4,564 | 251,491,067 | 1,397 | 30,776,438 | 14,350 | 533,504,033 |
| MORT. FRCL. U.S. LIEN ^{2/} | 499 | 22,332,591 | 2,223 | 56,008,924 | 10 | 67,846 | 2,732 | 78,409,361 |
| JUD FORECLOSURE/GOVT ^{2/} | 2,388 | 163,891,919 | 70 | 6,233,478 | 5 | 93,685 | 2,463 | 170,219,082 |
| INJUNCTIONS ^{2/} | 729 | 829,830 | 283 | 51,304,297 | 15 | 10,718 | 1,027 | 52,144,845 |
| SOCIAL SECURITY APPEALS | 75 | 3,134 | 9,108 | 100,025,502 | 536 | 17,335 | 9,719 | 100,045,971 |
| STUDENTS ASSISTANCE | 3,112 | 6,446,530 | 25 | 29,208 | 2 | 656 | 3,139 | 6,476,394 |
| VA EDUCATIONAL BENEFITS | 4,516 | 7,070,162 | 12 | 28,876 | 18 | 153,338 | 4,546 | 7,252,376 |
| MISCELLANEOUS | 4,026 | 36,727,026 | 2,877 | 237,742,270 | 410 | 46,455,921 | 7,313 | 320,925,217 |
| TOTALS | 30,479 | 746,978,381 | 37,782 | 4,936,378,414 | 3,352 | 176,205,005 | 71,613 | 5,859,561,800 |

1/ INCLUDES LAND ACQUISITION AND UNITED STATES CIVIL CASES IN U.S. DISTRICT AND APPELLATE COURTS AND STATE COURTS.
2/ DELEGATED CIVIL DIVISION CASES.

TABLE 23

1/

CIVIL MATTERS PENDING
FISCAL YEAR ENDED SEPTEMBER 30, 1983

| CAUSE OF ACTION | U.S. PLAINTIFF | | U.S. DEFENDANT | | OTHER DESIGNATION | | TOTAL | |
|-------------------------------------|----------------|-------------|----------------|-------------|-------------------|-----------|--------|---------------|
| | NUMBER | AMOUNT | NUMBER | AMOUNT | NUMBER | AMOUNT | NUMBER | AMOUNT |
| ADMIRALTY | 41 | 2,638,276 | 5 | 10,000,000 | 1 | | 47 | 12,638,276 |
| CONTRACT ACTIONS | 316 | 9,720,981 | 22 | 1,143,236 | 15 | 128,244 | 353 | 10,992,461 |
| FRAUDS | 630 | 19,795,403 | 23 | 87,106 | 4 | 14,992 | 657 | 19,897,501 |
| ENFORCEMENT | 55 | 86,570 | 104 | | 27 | | 186 | 86,570 |
| FORFEITURES | 1,393 | 10,600,307 | 112 | 1,718,925 | 21 | | 1,526 | 12,319,232 |
| LAND REAL PROPERTY | 208 | 8,564,759 | 101 | 90,760 | 17 | 13,682 | 326 | 8,669,201 |
| PENALTIES | 5,287 | 64,082,703 | 28 | 1,032,299 | 5 | 78 | 5,320 | 65,115,080 |
| TAX OTHER THAN LIEN | 533 | 4,481,034 | 104 | 2,755,492 | 110 | 3,652,548 | 747 | 10,889,074 |
| TAX LIEN | 119 | 2,926,662 | 199 | 2,693,569 | 13 | 13,645 | 331 | 5,633,876 |
| TORTS | 270 | 2,415,530 | 209 | 148,642,020 | 32 | 157,394 | 511 | 151,214,944 |
| VETERANS | 79 | 116,631 | 9 | | 34 | | 122 | 116,631 |
| HABEAS CORPUS | 43 | | 95 | | 33 | | 171 | |
| CIVIL RIGHTS ACT/1964 | 162 | | 71 | 11,027,347 | 48 | | 281 | 11,027,347 |
| ADMIRALTY ^{2/} | 109 | 911,696 | 3 | 7,000 | | | 112 | 918,696 |
| GENERAL CLAIMS ^{2/} | 10,631 | 180,033,027 | 1,978 | 67,912,008 | 514 | 5,230,617 | 13,123 | 253,175,652 |
| MORT. FRCL. U.S. LIEN ^{2/} | 561 | 19,914,014 | 155 | 11,458,358 | 1 | | 717 | 31,372,372 |
| JUD FORECLOSURE/GOVT ^{2/} | 3,571 | 364,575,558 | 41 | 7,927,971 | 5 | 73,940 | 3,617 | 372,577,469 |
| INJUNCTIONS ^{2/} | 569 | 2,157,061 | 27 | 47,412,000 | 2 | | 598 | 49,569,061 |
| SOCIAL SECURITY APPEALS | 11 | 28,076 | 23 | 1,700 | 26 | | 60 | 29,776 |
| STUDENTS ASSISTANCE | 5,555 | 12,767,891 | 372 | 8,865,262 | 2 | 2,760 | 5,929 | 21,635,913 |
| VA EDUCATIONAL BENEFITS | 12,022 | 20,587,202 | 277 | 3,382,765 | 7 | 2,680 | 12,306 | 23,972,647 |
| MISCELLANEOUS | 2,298 | 5,100,959 | 441 | 103,620 | 375 | 16,457 | 3,114 | 5,221,036 |
| TOTALS | 44,463 | 731,504,340 | 4,399 | 326,261,438 | 1,292 | 9,307,037 | 50,154 | 1,067,072,815 |

1/INCLUDES LAND ACQUISITION MATTERS.
2/DELEGATED CIVIL DIVISION MATTERS.

TABLE 24
CIVIL MATTERS RECEIVED ^{1/}
FISCAL YEAR 1983

| CAUSE OF ACTION | U.S. PLAINTIFF | | U.S. DEFENDANT | | OTHER DESIGNATION | | TOTAL | |
|---------------------------------------|----------------|---------------|----------------|---------------|-------------------|-------------|---------|---------------|
| | NUMBER | AMOUNT | NUMBER | AMOUNT | NUMBER | AMOUNT | NUMBER | AMOUNT |
| ADMIRALTY | 52 | 5,664,591 | 139 | 82,427,101 | 6 | | 197 | 88,091,692 |
| CONTRACT ACTIONS | 68 | 12,320,635 | 265 | 80,333,363 | 11 | 869 | 344 | 92,654,867 |
| FRAUDS | 391 | 9,596,454 | 36 | 162,006 | 5 | 5,999 | 432 | 9,764,459 |
| ENFORCEMENT | 82 | 180,670 | 1,699 | 190,457,337 | 188 | 100,000 | 1,969 | 190,738,007 |
| FURFEITURES | 2,723 | 25,164,815 | 144 | 115,393 | 24 | 197,311 | 2,891 | 25,477,519 |
| LAND REAL PROPERTY | 544 | 33,691,669 | 409 | 213,655 | 21 | 237 | 974 | 33,905,561 |
| PENALTIES | 2,954 | 15,619,608 | 47 | 218,876 | 10 | 60,090 | 3,011 | 15,898,574 |
| TAX OTHER THAN LIEN | 1,330 | 53,398,240 | 1,921 | 149,790,756 | 244 | 55,838,467 | 3,495 | 259,027,463 |
| TAX LIEN | 262 | 4,470,006 | 11,305 | 92,475,002 | 129 | 509,319 | 11,696 | 97,454,327 |
| TORTS | 322 | 146,923,554 | 4,422 | 3,499,266,474 | 354 | 641,565,107 | 5,098 | 4,307,755,135 |
| VETERANS | 16 | | 6 | | 27 | | 49 | |
| HABEAS CORPUS | 196 | | 2,886 | | 172 | | 3,254 | |
| CIVIL RIGHTS ACT/1964 | 102 | 92,090,000 | 1,254 | 226,370,858 | 67 | 1,306,300 | 1,423 | 319,767,158 |
| ADMIRALTY ^{2/} | 91 | 1,074,341 | 4 | 6,281 | | | 95 | 1,080,622 |
| GENERAL CLAIMS ^{2/} | 11,963 | 388,986,737 | 3,863 | 51,084,068 | 1,072 | 80,776,605 | 16,898 | 520,847,410 |
| MURT. FRCL. U.S. LIENLR ^{2/} | 456 | 20,395,811 | 3,984 | 63,048,762 | 17 | 363,610 | 4,457 | 83,808,183 |
| JUD FORECLOSURE/GDVT ^{2/} | 4,481 | 342,550,873 | 92 | 781,667 | 8 | 157,843 | 4,581 | 343,490,383 |
| INJUNCTIONS ^{2/} | 393 | 141,225 | 484 | 66,594,947 | 21 | 22,718 | 898 | 66,758,890 |
| SOCIAL SECURITY APPEALS | 204 | 73,226 | 19,114 | 1,098,262 | 1,452 | | 20,770 | 1,171,488 |
| STUDENTS ASSISTANCE | 2,729 | 7,347,740 | 265 | 8,836,077 | 1 | 2,560 | 2,995 | 16,186,377 |
| VA EDUCATIONAL BENEFITS | 5,222 | 9,314,525 | 105 | 254,178 | 10 | 6,672 | 5,337 | 9,575,375 |
| MISCELLANEOUS | 6,291 | 30,307,824 | 5,615 | 603,491,080 | 1,110 | 126,898,309 | 13,016 | 760,697,213 |
| TOTALS | 40,872 | 1,199,312,544 | 58,059 | 5,117,026,143 | 4,949 | 927,812,016 | 103,880 | 7,244,150,703 |

1/INCLUDES LAND ACQUISITION MATTERS.
2/DELEGATED CIVIL DIVISION MATTERS.

TABLE 25

 CIVIL MATTERS TERMINATED OTHER THAN BY REACHING COURT DOCKETS
 FISCAL YEAR 1983 ^{1/}

| CAUSE OF ACTION | U.S. PLAINTIFF | | U.S. DEFENDANT | | OTHER DESIGNATION | | TOTAL | |
|---------------------------------------|----------------|------------|----------------|-------------|-------------------|------------|--------|-------------|
| | NUMBER | AMOUNT | NUMBER | AMOUNT | NUMBER | AMOUNT | NUMBER | AMOUNT |
| ADMIRALTY | 5 | 25,000 | 1 | | | | 6 | 25,000 |
| CONTRACT ACTIONS | 118 | 12,959,907 | 5 | 1,040 | 4 | 715 | 127 | 12,961,662 |
| FRAUDS | 306 | 2,868,001 | 8 | 77,644 | 1 | | 315 | 2,945,645 |
| ENFORCEMENT | 14 | 866,983 | 39 | 81,588 | 4 | | 57 | 948,571 |
| FURFEITURES | 343 | 4,068,087 | 16 | 734,519 | 4 | | 363 | 4,802,606 |
| LAND REAL PROPERTY | 40 | 26,130 | 36 | | 3 | | 79 | 26,130 |
| PENALTIES | 1,258 | 6,585,433 | 7 | 31,088 | 2 | 1,375 | 1,267 | 6,617,896 |
| TAX OTHER THAN LIEN | 233 | 7,001,447 | 27 | 101,914 | 34 | 272,119 | 294 | 7,375,480 |
| TAX LIEN | 30 | 332,039 | 32 | 99,461 | 2 | | 64 | 431,500 |
| TORTS | 103 | 327,437 | 91 | 138,757,349 | 13 | 9,110,000 | 207 | 148,234,786 |
| VETERANS | 46 | 57,454 | 5 | | 24 | | 75 | 57,454 |
| HABEAS CORPUS | 7 | | 33 | | 5 | | 45 | |
| CIVIL RIGHTS ACT/1964 | 59 | | 17 | | 58 | | 134 | |
| ADMIRALTY ^{2/} | 50 | 62,960 | | | | | 50 | 62,960 |
| GENERAL CLAIMS ^{2/} | 3,984 | 34,051,349 | 263 | 29,411,936 | 213 | 715,136 | 4,460 | 64,178,421 |
| MORT. FROG. U.S. LIENOR ^{2/} | 87 | 1,291,599 | 10 | 52,851 | 1 | 70,339 | 98 | 1,414,789 |
| JUD FORECLOSURE/GOVT ^{2/} | 490 | 10,998,440 | 4 | | 1 | | 495 | 10,998,440 |
| INJUNCTIONS ^{2/} | 106 | 99,331 | 3 | | | | 109 | 99,331 |
| SOCIAL SECURITY APPEALS | 5 | 5,652 | 10 | | 14 | | 29 | 5,652 |
| STUDENTS ASSISTANCE | 1,349 | 3,083,821 | 28 | 38,137 | 1 | 1,638 | 1,378 | 3,123,596 |
| VA EDUCATIONAL BENEFITS | 4,524 | 6,623,163 | 33 | 38,225 | 7 | 6,623 | 4,564 | 6,670,011 |
| MISCELLANEOUS | 1,128 | 570,315 | 189 | 26,465 | 165 | 6,112 | 1,482 | 604,892 |
| TOTALS | 14,285 | 91,904,548 | 857 | 169,492,217 | 556 | 10,188,057 | 15,698 | 271,584,822 |

1/INCLUDES LAND ACQUISITION MATTERS.
 2/DELEGATED CIVIL DIVISION MATTERS.

TABLE 26
CIVIL CASES FILED
FISCAL YEAR 1983

1/

| AGENCY INVOLVED | U.S. PLAINTIFF | | U.S. DEFENDANT | | OTHER DESIGNATION | | TOTAL | |
|--------------------------------|----------------|---------------|----------------|---------------|-------------------|-------------|--------|---------------|
| | NUMBER | AMOUNT | NUMBER | AMOUNT | NUMBER | AMOUNT | NUMBER | AMOUNT |
| AGRICULTURE | 5,252 | 264,049,281 | 3,208 | 109,254,125 | 344 | 8,167,034 | 8,804 | 381,510,440 |
| COMMERCE | 89 | 16,167,971 | 94 | 8,229,431 | 13 | 2,253,860 | 196 | 26,651,263 |
| DEFENSE | 876 | 56,719,877 | 2,685 | 1,218,699,177 | 250 | 41,167,456 | 3,811 | 1,316,586,510 |
| EDUCATION | 1,919 | 4,416,044 | 125 | 686,240 | 13 | 4,757 | 2,057 | 5,107,041 |
| ENERGY | 54 | 31,095,451 | 143 | 113,483,302 | 8 | 149,999,999 | 205 | 294,578,752 |
| ENVIRONMENTAL PROTECTION | 127 | 341,555 | 109 | 24,120,000 | 12 | 10,000 | 248 | 26,471,555 |
| EQUAL EMPLOYMENT OPPORTUNITY | 22 | | 45 | 10,000 | 5 | 500,000 | 72 | 510,000 |
| GENERAL SERVICES ADMIN. | 71 | 234,413 | 120 | 50,429,506 | 5 | 86,629 | 196 | 50,750,548 |
| HEALTH AND HUMAN SERVICES | 1,884 | 13,916,453 | 21,518 | 115,544,002 | 1,840 | 1,887,867 | 25,242 | 131,348,322 |
| HOUSING & URBAN DEVELOPMENT | 1,273 | 98,754,620 | 1,206 | 75,362,495 | 50 | 16,492 | 2,529 | 174,133,607 |
| INTERIOR | 547 | 11,896,662 | 526 | 38,220,903 | 28 | 30,012,200 | 1,101 | 80,129,765 |
| JUSTICE | 1,609 | 228,612,737 | 5,009 | 644,943,781 | 506 | 271,362,911 | 7,124 | 1,144,924,429 |
| LABOR | 1,376 | 2,126,156 | 252 | 17,793,092 | 60 | 1,505,090 | 1,688 | 21,424,338 |
| POST OFFICE | 99 | 508,444 | 1,093 | 323,996,315 | 82 | 13,820,779 | 1,274 | 336,325,538 |
| SMALL BUSINESS ADMIN. | 3,097 | 139,036,143 | 1,610 | 27,424,850 | 162 | 4,727,481 | 4,869 | 171,188,474 |
| STATE | 9 | 14,634 | 58 | 31,369,396 | 5 | | 72 | 31,384,030 |
| TRANSPORTATION | 187 | 11,809,731 | 419 | 503,396,417 | 23 | 733,000 | 629 | 515,939,148 |
| TREASURY EXCLUSIVE OF IRS | 668 | 12,467,607 | 259 | 34,859,449 | 38 | 2,142,015 | 965 | 49,469,071 |
| INTERNAL REVENUE | 7,152 | 89,599,873 | 15,419 | 280,728,689 | 696 | 72,857,593 | 23,267 | 443,186,155 |
| GENERAL ACCT. OFFICE | 398 | 8,987,016 | 5 | 7,572 | | | 407 | 8,994,588 |
| VETERANS ADMINISTRATION | 5,167 | 16,170,724 | 844 | 648,649,776 | 69 | 121,848,538 | 7,080 | 786,669,038 |
| OTHER | 344 | 13,228,832 | 1,389 | 547,580,432 | 125 | 205,199,946 | 1,858 | 766,009,210 |
| TOTALS | 33,220 | 1,020,154,224 | 56,140 | 4,814,833,950 | 4,334 | 928,303,647 | 93,694 | 6,763,291,821 |

1/ INCLUDES LAND ACQUISITION AND INCLUDES UNITED STATES CIVIL CASES IN U.S. DISTRICT AND APPELLATE COURTS AND STATE COURTS.

TABLE 27
1/
CIVIL MATTERS RECEIVED
FISCAL YEAR 1983

| AGENCY INVOLVED | U.S. PLAINTIFF | | U.S. DEFENDANT | | OTHER DESIGNATION | | TOTAL | |
|------------------------------|----------------|---------------|----------------|---------------|-------------------|-------------|---------|---------------|
| | NUMBER | AMOUNT | NUMBER | AMOUNT | NUMBER | AMOUNT | NUMBER | AMOUNT |
| AGRICULTURE | 6,977 | 293,948,197 | 3,388 | 111,999,932 | 429 | 8,056,523 | 10,794 | 414,004,652 |
| COMMERCE | 123 | 14,531,739 | 101 | 8,244,431 | 15 | 2,253,860 | 239 | 25,030,030 |
| DEFENSE | 971 | 61,348,434 | 2,740 | 1,414,615,345 | 278 | 41,308,111 | 3,989 | 1,517,271,890 |
| EDUCATION | 1,361 | 3,989,903 | 134 | 698,176 | 12 | 4,757 | 1,507 | 4,692,836 |
| ENERGY | 85 | 9,100,347 | 143 | 113,489,066 | 9 | 149,999,999 | 237 | 272,589,412 |
| ENVIRONMENTAL PROTECTION | 176 | 574,709 | 110 | 24,120,000 | 17 | 10,000 | 303 | 24,704,709 |
| EQUAL EMPLOYMENT OPPORTUNITY | 25 | | 45 | 10,000 | 5 | 500,000 | 75 | 510,000 |
| GENERAL SERVICES ADMIN. | 93 | 238,783 | 129 | 67,430,823 | 6 | 86,629 | 228 | 67,756,235 |
| HEALTH AND HUMAN SERVICES | 1,035 | 9,099,599 | 21,507 | 116,215,765 | 1,876 | 1,890,404 | 24,418 | 127,205,768 |
| HOUSING & URBAN | | | | | | | | |
| DEVELOPMENT | 2,000 | 238,806,251 | 1,221 | 81,058,459 | 55 | 16,492 | 3,276 | 319,881,202 |
| INTERIOR | 628 | 14,127,433 | 537 | 38,231,059 | 32 | 30,012,200 | 1,197 | 82,370,692 |
| JUSTICE | 2,757 | 233,738,327 | 5,280 | 693,979,626 | 706 | 271,382,911 | 8,743 | 1,199,100,864 |
| LABOR | 1,350 | 2,061,356 | 264 | 17,789,072 | 86 | 1,500,090 | 1,700 | 21,350,518 |
| POST OFFICE | 129 | 560,377 | 1,126 | 324,353,346 | 90 | 13,820,779 | 1,345 | 338,734,502 |
| SMALL BUSINESS ADMIN. | 4,008 | 181,174,350 | 2,340 | 33,418,004 | 200 | 3,997,420 | 6,548 | 218,589,774 |
| STATE | 22 | 14,634 | 59 | 31,369,396 | 7 | | 88 | 31,384,030 |
| TRANSPORTATION | 1,129 | 12,085,005 | 437 | 503,957,417 | 28 | 733,000 | 1,594 | 516,775,422 |
| TREASURY EXCLUSIVE OF IRS | 990 | 17,059,082 | 274 | 34,806,208 | 38 | 2,142,015 | 1,302 | 54,007,305 |
| INTERNAL REVENUE | 8,404 | 62,446,978 | 15,612 | 282,952,660 | 623 | 72,940,417 | 24,835 | 418,340,055 |
| GENERAL ACCT. OFFICE | 102 | 8,242,651 | 9 | 5,837 | | | 111 | 8,248,488 |
| VETERANS ADMINISTRATION | 8,037 | 22,477,447 | 1,163 | 659,475,604 | 82 | 121,955,463 | 9,282 | 803,908,514 |
| OTHER | 470 | 13,686,942 | 1,440 | 558,805,917 | 155 | 205,200,946 | 2,065 | 777,693,805 |
| TOTALS | 40,872 | 1,199,312,544 | 58,059 | 5,117,026,143 | 4,949 | 927,812,016 | 103,880 | 7,244,150,703 |

1/ INCLUDES LAND ACQUISITION MATTERS.

TABLE 28
 APPEALS FILED AND CLOSED BY UNITED STATES ATTORNEYS OFFICES FISCAL YEAR 1983

| JUDICIAL DISTRICT | CRIMINAL FILED | IN FAVOR OF U.S. | CRIMINAL AGAINST U.S. | CLOSED OTHER | TOTAL | CIVIL FILED | IN FAVOR OF U.S. | CIVIL AGAINST U.S. | CLOSED OTHER | TOTAL |
|-------------------|----------------|------------------|-----------------------|--------------|-------|-------------|------------------|--------------------|--------------|-------|
| ALABAMA N | 33 | 27 | 2 | 9 | 38 | 69 | 20 | 5 | 19 | 44 |
| ALABAMA M | 11 | 7 | 0 | 2 | 9 | 23 | 3 | 0 | 12 | 15 |
| ALABAMA S | 37 | 21 | 2 | 6 | 29 | 5 | 1 | 0 | 1 | 2 |
| ALASKA | 11 | 6 | 1 | 4 | 11 | 27 | 14 | 1 | 22 | 37 |
| ARIZONA | 77 | 77 | 13 | 19 | 109 | 39 | 22 | 5 | 19 | 46 |
| ARKANSAS E | 17 | 19 | 0 | 1 | 20 | 31 | 12 | 1 | 18 | 31 |
| ARKANSAS W | 9 | 8 | 1 | 2 | 11 | 20 | 7 | 0 | 3 | 10 |
| CALIF N | 8 | 9 | 2 | 10 | 21 | 86 | 43 | 4 | 35 | 82 |
| CALIF C | 44 | 60 | 7 | 22 | 89 | 189 | 49 | 1 | 93 | 133 |
| CALIF E | 62 | 58 | 1 | 12 | 71 | 29 | 5 | 3 | 13 | 21 |
| CALIF S | 29 | 9 | 1 | 0 | 10 | 20 | 9 | 2 | 0 | 11 |
| COLORADO | 40 | 30 | 0 | 5 | 35 | 25 | 14 | 1 | 6 | 21 |
| CONNECTICUT | 29 | 15 | 0 | 8 | 23 | 23 | 10 | 0 | 6 | 16 |
| DELAWARE | 7 | 5 | 0 | 2 | 7 | 9 | 6 | 0 | 13 | 19 |
| DIST OF COLUMBIA | 1,281 | 284 | 6 | 274 | 564 | 13 | 5 | 0 | 10 | 15 |
| FLORIDA N | 15 | 12 | 0 | 2 | 14 | 15 | 8 | 0 | 6 | 14 |
| FLORIDA M | 62 | 54 | 2 | 10 | 66 | 62 | 26 | 0 | 28 | 54 |
| FLORIDA S | 185 | 134 | 0 | 39 | 173 | 84 | 32 | 0 | 31 | 63 |
| GEORGIA N | 6 | 35 | 2 | 8 | 45 | 57 | 21 | 1 | 28 | 50 |
| GEORGIA M | 11 | 6 | 0 | 2 | 8 | 17 | 7 | 2 | 6 | 15 |
| GEORGIA S | 17 | 5 | 0 | 3 | 8 | 39 | 13 | 0 | 6 | 19 |
| HAWAII | 18 | 3 | 0 | 0 | 3 | 17 | 2 | 0 | 1 | 3 |
| IDAHO | 10 | 7 | 1 | 4 | 12 | 14 | 7 | 1 | 10 | 18 |
| ILLINOIS N | 0 | 0 | 0 | 60 | 60 | 61 | 28 | 1 | 96 | 115 |
| ILLINOIS S | 21 | 4 | 0 | 8 | 12 | 66 | 18 | 1 | 36 | 55 |
| ILLINOIS C | 60 | 20 | 0 | 10 | 30 | 21 | 12 | 2 | 13 | 27 |
| INDIANA N | 37 | 20 | 0 | 9 | 29 | 26 | 5 | 1 | 11 | 17 |
| INDIANA S | 11 | 6 | 0 | 1 | 7 | 20 | 6 | 1 | 9 | 16 |
| IOWA NORTH | 5 | 2 | 0 | 5 | 7 | 16 | 0 | 1 | 12 | 13 |
| IOWA SOUTH | 14 | 2 | 0 | 3 | 5 | 19 | 8 | 0 | 6 | 14 |
| KANSAS | 19 | 8 | 0 | 2 | 10 | 92 | 22 | 1 | 55 | 88 |
| KENTUCKY E | 19 | 20 | 1 | 2 | 23 | 83 | 19 | 18 | 5 | 42 |
| KENTUCKY W | 26 | 8 | 1 | 10 | 19 | 11 | 6 | 0 | 6 | 12 |
| LOUISIANA E | 20 | 6 | 0 | 1 | 7 | 13 | 2 | 0 | 3 | 5 |
| LOUISIANA M | 9 | 10 | 1 | 3 | 14 | 9 | 9 | 0 | 7 | 16 |
| LOUISIANA W | 12 | 3 | 0 | 2 | 5 | 27 | 9 | 0 | 6 | 15 |
| MAINE | 8 | 1 | 0 | 1 | 2 | 5 | 2 | 0 | 2 | 4 |
| MARYLAND | 8 | 83 | 2 | 3 | 88 | 14 | 1 | 0 | 1 | 2 |
| MASSACHUSETTS | 7 | 11 | 0 | 3 | 14 | 17 | 5 | 0 | 6 | 11 |
| MICHIGAN E | 44 | 42 | 0 | 12 | 54 | 119 | 66 | 7 | 53 | 126 |
| MICHIGAN W | 14 | 17 | 0 | 4 | 21 | 31 | 17 | 0 | 4 | 21 |
| MINNESOTA | 29 | 23 | 0 | 2 | 25 | 31 | 6 | 3 | 4 | 13 |
| MISSISSIPPI N | 8 | 3 | 0 | 2 | 5 | 10 | 5 | 1 | 2 | 8 |
| MISSISSIPPI S | 5 | 7 | 0 | 5 | 12 | 23 | 8 | 3 | 5 | 16 |
| MISSOURI E | 70 | 49 | 2 | 6 | 57 | 24 | 17 | 2 | 5 | 24 |
| MISSOURI W | 42 | 17 | 1 | 5 | 23 | 109 | 26 | 0 | 58 | 84 |
| MONTANA | 8 | 8 | 1 | 1 | 10 | 6 | 3 | 1 | 8 | 12 |
| NEBRASKA | 8 | 4 | 2 | 0 | 6 | 14 | 9 | 1 | 13 | 23 |
| NEVADA | 21 | 11 | 0 | 6 | 17 | 18 | 4 | 1 | 8 | 13 |
| NEW HAMPSHIRE | 10 | 9 | 0 | 4 | 13 | 7 | 6 | 2 | 6 | 14 |
| NEW JERSEY | 32 | 1 | 0 | 0 | 1 | 12 | 12 | 11 | 1 | 24 |
| NEW MEXICO | 42 | 20 | 0 | 5 | 25 | 31 | 6 | 4 | 12 | 22 |
| NEW YORK N | 16 | 6 | 1 | 7 | 14 | 20 | 8 | 0 | 11 | 19 |
| NEW YORK E | 87 | 84 | 0 | 14 | 98 | 29 | 47 | 0 | 16 | 63 |
| NEW YORK S | 74 | 53 | 0 | 12 | 65 | 89 | 48 | 3 | 28 | 79 |
| NEW YORK W | 29 | 7 | 0 | 16 | 23 | 22 | 4 | 0 | 8 | 12 |
| N CAROLINA E | 38 | 45 | 0 | 4 | 49 | 24 | 7 | 2 | 8 | 17 |
| N CAROLINA M | 13 | 9 | 0 | 3 | 12 | 14 | 4 | 0 | 3 | 7 |
| N CAROLINA W | 27 | 19 | 1 | 6 | 26 | 32 | 18 | 1 | 10 | 29 |
| NORTH DAKOTA | 20 | 5 | 0 | 3 | 8 | 16 | 1 | 0 | 5 | 6 |
| OHIO NORTH | 31 | 20 | 1 | 5 | 26 | 36 | 13 | 1 | 13 | 27 |
| OHIO SOUTH | 11 | 13 | 0 | 4 | 17 | 70 | 40 | 2 | 37 | 79 |
| OKLAHOMA N | 23 | 6 | 0 | 4 | 10 | 6 | 3 | 0 | 4 | 7 |
| OKLAHOMA E | 13 | 5 | 1 | 3 | 9 | 15 | 7 | 0 | 5 | 12 |
| OKLAHOMA W | 32 | 14 | 0 | 9 | 23 | 26 | 17 | 0 | 14 | 31 |
| OREGON | 25 | 24 | 0 | 3 | 27 | 73 | 13 | 2 | 17 | 32 |
| PENNSYLVANIA E | 19 | 16 | 0 | 4 | 20 | 134 | 32 | 0 | 53 | 85 |
| PENNSYLVANIA M | 23 | 0 | 0 | 0 | 0 | 53 | 2 | 0 | 3 | 5 |
| PENNSYLVANIA W | 51 | 57 | 0 | 20 | 77 | 50 | 12 | 1 | 25 | 38 |
| PUERTO RICO | 1 | 0 | 0 | 0 | 0 | 0 | 0 | 0 | 1 | 1 |
| RHODE ISLAND | 12 | 9 | 0 | 1 | 10 | 15 | 4 | 0 | 3 | 7 |
| S CAROLINA | 30 | 18 | 0 | 5 | 23 | 4 | 5 | 0 | 6 | 11 |
| S DAKOTA | 21 | 14 | 0 | 2 | 16 | 20 | 6 | 2 | 7 | 15 |
| TENNESSEE E | 11 | 8 | 0 | 1 | 9 | 19 | 11 | 3 | 6 | 20 |
| TENNESSEE M | 22 | 14 | 0 | 5 | 19 | 35 | 14 | 2 | 9 | 25 |
| TENNESSEE W | 23 | 16 | 2 | 1 | 19 | 43 | 27 | 2 | 16 | 45 |
| TEXAS NORTH | 44 | 21 | 2 | 10 | 33 | 84 | 29 | 4 | 27 | 60 |
| TEXAS EAST | 16 | 5 | 1 | 3 | 9 | 14 | 5 | 0 | 8 | 13 |
| TEXAS SOUTH | 119 | 72 | 8 | 26 | 106 | 67 | 13 | 5 | 35 | 53 |
| TEXAS WEST | 59 | 34 | 3 | 9 | 46 | 36 | 11 | 3 | 11 | 25 |
| UTAH | 18 | 18 | 1 | 0 | 19 | 27 | 15 | 4 | 9 | 28 |
| VERMONT | 7 | 6 | 0 | 0 | 6 | 4 | 3 | 0 | 0 | 3 |
| VIRGINIA E | 79 | 78 | 1 | 17 | 96 | 79 | 50 | 0 | 20 | 70 |
| VIRGINIA W | 14 | 2 | 2 | 2 | 6 | 8 | 3 | 0 | 2 | 5 |
| WASHINGTON E | 6 | 6 | 0 | 0 | 6 | 10 | 2 | 1 | 5 | 8 |
| WASHINGTON W | 27 | 50 | 1 | 10 | 61 | 20 | 24 | 3 | 24 | 51 |
| WEST VIRGINIA N | 15 | 3 | 0 | 1 | 4 | 9 | 4 | 0 | 4 | 8 |
| WEST VIRGINIA S | 21 | 9 | 0 | 4 | 13 | 34 | 7 | 0 | 9 | 16 |
| WISCONSIN E | 15 | 13 | 0 | 11 | 24 | 7 | 2 | 2 | 5 | 9 |
| WISCONSIN W | 7 | 4 | 0 | 5 | 9 | 44 | 3 | 0 | 38 | 41 |
| WYOMING | 14 | 12 | 0 | 7 | 19 | 21 | 13 | 2 | 16 | 31 |
| GUAM | 5 | 1 | 0 | 0 | 1 | 3 | 0 | 0 | 0 | 0 |
| VIRGIN ISLANDS | 35 | 21 | 3 | 8 | 32 | 3 | 1 | 1 | 0 | 2 |
| TOTALS | 3,781 | 2,123 | 80 | 864 | 3,067 | 3,161 | 1,201 | 135 | 1,350 | 2,686 |

TABLE 29

LAND CONDEMNATION CASES AND TRACTS HANDLED BY UNITED STATES ATTORNEYS DURING FISCAL YEAR 1983

| JUDICIAL DISTRICT | CASES PENDING 10/01/82 | CASES RECEIVED | CASES CLOSED | CASES PENDING 09/30/83 | TRACT PENDING 10/01/82 | TRACTS RECEIVED | TRACTS CLOSED | TRACT PENDING 09/30/83 |
|--|------------------------------|-------------------|-----------------|------------------------------|------------------------------|--------------------|------------------|------------------------------|
| ALABAMA N | 4 | 2 | 1 | 5 | 6 | 2 | 1 | 7 |
| ALABAMA M | 1 | 0 | 1 | 0 | 1 | 0 | 1 | 0 |
| ALABAMA S | 1 | 3 | 2 | 2 | 1 | 3 | 2 | 2 |
| ALASKA | 20 | 6 | 9 | 17 | 26 | 6 | 14 | 18 |
| ARIZONA | 49 | 1 | 24 | 26 | 49 | 1 | 24 | 26 |
| ARKANSAS E | 37 | 3 | 1 | 39 | 80 | 5 | 1 | 94 |
| ARKANSAS W | 29 | 6 | 15 | 20 | 65 | 6 | 49 | 22 |
| CALIF N | 14 | 8 | 1 | 21 | 68 | 8 | 1 | 75 |
| CALIF C | 20 | 2 | 6 | 16 | 44 | 2 | 12 | 34 |
| CALIF E | 108 | 28 | 5 | 131 | 146 | 28 | 5 | 169 |
| CALIF S | 12 | 0 | 11 | 1 | 648 | 0 | 642 | 6 |
| COLORADO | 34 | 42 | 16 | 60 | 88 | 43 | 17 | 114 |
| CONNECTICUT | 7 | 7 | 6 | 8 | 7 | 7 | 6 | 8 |
| DELAWARE | 0 | 3 | 1 | 2 | 0 | 3 | 1 | 2 |
| DIST OF COLUMBIA | 0 | 0 | 0 | 0 | 0 | 0 | 0 | 0 |
| FLORIDA N | 0 | 1 | 0 | 1 | 0 | 1 | 0 | 1 |
| FLORIDA M | 9 | 8 | 5 | 12 | 9 | 8 | 5 | 12 |
| FLORIDA S | 1602 | 167 | 604 | 1165 | 1602 | 167 | 604 | 1165 |
| GEORGIA N | 9 | 6 | 6 | 9 | 9 | 6 | 6 | 9 |
| GEORGIA M | 60 | 21 | 14 | 67 | 60 | 21 | 14 | 67 |
| GEORGIA S | 8 | 5 | 6 | 7 | 17 | 10 | 14 | 13 |
| HAWAII | 1 | 6 | 1 | 6 | 4 | 11 | 1 | 14 |
| IDAHO | 57 | 0 | 33 | 24 | 57 | 0 | 33 | 24 |
| ILLINOIS N | 11 | 12 | 6 | 17 | 11 | 12 | 6 | 17 |
| ILLINOIS S | 15 | 2 | 5 | 12 | 19 | 2 | 5 | 16 |
| ILLINOIS C | 2 | 3 | 4 | 1 | 2 | 3 | 4 | 1 |
| INDIANA N | 114 | 0 | 61 | 53 | 124 | 0 | 68 | 56 |
| INDIANA S | 4 | 0 | 0 | 4 | 6 | 0 | 0 | 6 |
| IOWA N | 3 | 0 | 0 | 3 | 3 | 0 | 0 | 3 |
| IOWA S | 2 | 3 | 2 | 3 | 2 | 3 | 2 | 3 |
| KANSAS | 17 | 0 | 2 | 17 | 25 | 0 | 0 | 25 |
| KENTUCKY E | 130 | 13 | 28 | 115 | 277 | 78 | 84 | 271 |
| KENTUCKY W | 67 | 8 | 26 | 49 | 67 | 8 | 26 | 49 |
| LOUISIANA E | 16 | 0 | 1 | 15 | 95 | 0 | 1 | 94 |
| LOUISIANA M | 1 | 3 | 0 | 4 | 1 | 3 | 0 | 4 |
| LOUISIANA W | 25 | 2 | 2 | 25 | 118 | 2 | 7 | 113 |
| MAINE | 25 | 0 | 0 | 25 | 37 | 0 | 0 | 37 |
| MARYLAND | 7 | 3 | 6 | 4 | 7 | 3 | 6 | 4 |
| MASSACHUSETTS | 40 | 0 | 0 | 40 | 207 | 0 | 0 | 207 |
| MICHIGAN E | 4 | 2 | 3 | 3 | 6 | 2 | 3 | 5 |
| MICHIGAN W | 64 | 1 | 0 | 65 | 77 | 1 | 0 | 78 |
| MINNESOTA | 28 | 11 | 12 | 27 | 56 | 11 | 12 | 55 |
| MISSISSIPPI N | 122 | 5 | 47 | 80 | 122 | 5 | 47 | 80 |
| MISSISSIPPI S | 12 | 4 | 0 | 16 | 32 | 5 | 0 | 37 |
| MISSOURI E | 45 | 10 | 2 | 53 | 59 | 12 | 2 | 69 |
| MISSOURI W | 98 | 21 | 51 | 68 | 135 | 21 | 79 | 77 |
| MONTANA | 48 | 15 | 0 | 63 | 175 | 39 | 2 | 212 |
| NEBRASKA | 14 | 21 | 24 | 11 | 14 | 21 | 24 | 11 |
| NEVADA | 3 | 2 | 0 | 5 | 3 | 2 | 0 | 5 |
| NEW HAMPSHIRE | 3 | 0 | 0 | 3 | 3 | 0 | 0 | 3 |
| NEW JERSEY | 68 | 21 | 3 | 86 | 182 | 68 | 14 | 236 |
| NEW MEXICO | 53 | 3 | 9 | 47 | 53 | 3 | 9 | 47 |
| NEW YORK N | 0 | 0 | 0 | 0 | 0 | 0 | 0 | 0 |
| NEW YORK E | 15 | 1 | 3 | 13 | 15 | 1 | 3 | 13 |
| NEW YORK S | 8 | 4 | 2 | 10 | 8 | 4 | 2 | 10 |
| NEW YORK W | 4 | 0 | 4 | 4 | 8 | 0 | 0 | 8 |
| N CAROLINA E | 75 | 14 | 23 | 66 | 75 | 14 | 23 | 66 |
| N CAROLINA M | 14 | 5 | 5 | 14 | 14 | 5 | 5 | 14 |
| N CAROLINA W | 2 | 3 | 0 | 5 | 2 | 3 | 0 | 5 |
| NORTH DAKOTA | 10 | 6 | 2 | 14 | 13 | 7 | 2 | 18 |
| OHIO N | 38 | 7 | 10 | 35 | 38 | 7 | 10 | 35 |
| OHIO S | 3 | 4 | 0 | 7 | 3 | 4 | 0 | 7 |
| OKLAHOMA N | 28 | 1 | 17 | 12 | 59 | 1 | 24 | 36 |
| OKLAHOMA E | 32 | 40 | 6 | 66 | 32 | 40 | 6 | 66 |
| OKLAHOMA W | 15 | 0 | 1 | 14 | 28 | 0 | 1 | 27 |
| OREGON | 3 | 12 | 0 | 15 | 3 | 12 | 0 | 15 |
| PENNSYLVANIA E | 7 | 0 | 3 | 4 | 10 | 0 | 5 | 4 |
| PENNSYLVANIA M | 17 | 0 | 0 | 17 | 17 | 0 | 0 | 17 |
| PENNSYLVANIA W | 12 | 0 | 0 | 12 | 13 | 0 | 0 | 13 |
| PUERTO RICO | 15 | 4 | 6 | 13 | 15 | 4 | 5 | 13 |
| RHODE ISLAND | 0 | 0 | 0 | 0 | 0 | 0 | 0 | 0 |
| S CAROLINA | 70 | 7 | 5 | 72 | 73 | 7 | 5 | 75 |
| S DAKOTA | 17 | 1 | 2 | 16 | 17 | 1 | 2 | 16 |
| TENNESSEE E | 6 | 6 | 4 | 8 | 6 | 6 | 4 | 8 |
| TENNESSEE M | 7 | 0 | 3 | 4 | 7 | 0 | 3 | 4 |
| TENNESSEE W | 6 | 3 | 3 | 6 | 19 | 3 | 3 | 19 |
| TEXAS N | 48 | 5 | 15 | 38 | 49 | 5 | 15 | 39 |
| TEXAS E | 123 | 13 | 39 | 97 | 239 | 28 | 81 | 186 |
| TEXAS S | 36 | 1 | 0 | 37 | 85 | 1 | 0 | 86 |
| TEXAS W | 47 | 5 | 17 | 35 | 202 | 5 | 161 | 46 |
| UTAH | 6 | 2 | 3 | 5 | 6 | 2 | 3 | 5 |
| VERMONT | 0 | 0 | 0 | 0 | 0 | 0 | 0 | 0 |
| VIRGINIA E | 19 | 1 | 13 | 7 | 21 | 16 | 28 | 9 |
| VIRGINIA W | 2 | 0 | 0 | 2 | 2 | 0 | 0 | 2 |
| WASHINGTON E | 69 | 14 | 4 | 79 | 165 | 36 | 28 | 173 |
| WASHINGTON W | 49 | 0 | 32 | 17 | 49 | 0 | 32 | 17 |
| WEST VIRGINIA N | 102 | 46 | 11 | 137 | 151 | 55 | 14 | 192 |
| WEST VIRGINIA S | 33 | 2 | 4 | 31 | 349 | 2 | 5 | 346 |
| WISCONSIN E | 0 | 1 | 0 | 1 | 0 | 1 | 0 | 1 |
| WISCONSIN W | 54 | 2 | 13 | 43 | 54 | 2 | 13 | 43 |
| WYOMING | 3 | 1 | 2 | 2 | 3 | 1 | 2 | 2 |
| GUAM | 741 | 7 | 0 | 748 | 741 | 7 | 0 | 748 |
| VIRGIN ISLANDS | 0 | 0 | 0 | 0 | 0 | 0 | 0 | 0 |
| TOTALS | 4,859 | 708 | 1,308 | 4,259 | 7,496 | 922 | 2,341 | 6,077 |
| CALIF. S., FLORIDA S., AND KENTUCKY E. FIGURES PROVIDED ADMINISTRATIVELY | | | | | | | | |

TABLE 30

UNITED STATES ATTORNEYS WORK-HOURS IN COURT DURING FISCAL YEAR 1983

| JUDICIAL DISTRICT | DISTRICT COURT CR | DISTRICT COURT CV | APPELLATE COURT | GRAND JURY | STATE COURT | COURT TRAVEL | BANKRUPTCY COURT | MAGISTRATES COURT | SPEC MASTERS HEARINGS, ETC | TOTAL |
|-------------------|-------------------|-------------------|-----------------|------------|-------------|--------------|------------------|-------------------|----------------------------|---------|
| ALABAMA N | 626 | 1,466 | 50 | 497 | 89 | 1,061 | 504 | 319 | 130 | 4,736 |
| ALABAMA M | 155 | 780 | 7 | 343 | 10 | 426 | 203 | 38 | 215 | 2,177 |
| ALABAMA S | 82 | 1,216 | 8 | 249 | 16 | 168 | 190 | 138 | 24 | 2,093 |
| ALASKA | 252 | 514 | 12 | 158 | 4 | 202 | 38 | 426 | 9 | 1,615 |
| ARIZONA | 661 | 3,213 | 112 | 421 | 21 | 477 | 59 | 720 | 71 | 5,755 |
| ARKANSAS E | 365 | 1,212 | 88 | 347 | 155 | 378 | 277 | 181 | 123 | 3,126 |
| ARKANSAS W | 121 | 318 | 2 | 136 | 5 | 759 | 14 | 43 | 175 | 1,573 |
| CALIF N | 15,622 | 22,026 | 1,741 | 6,167 | 666 | 12,528 | 114 | 9,505 | 7,248 | 75,617 |
| CALIF C | 5,646 | 17,330 | 1,865 | 3,457 | 509 | 1,026 | 150 | 2,322 | 494 | 32,849 |
| CALIF E | 1,143 | 3,580 | 112 | 323 | 87 | 711 | 103 | 1,563 | 860 | 8,682 |
| CALIF S | 846 | 5,530 | 167 | 1,246 | 56 | 455 | 119 | 2,122 | 655 | 11,196 |
| COLORADO | 1,058 | 1,856 | 53 | 464 | 45 | 407 | 97 | 708 | 0 | 4,688 |
| CONNECTICUT | 721 | 2,405 | 66 | 445 | 40 | 994 | 55 | 431 | 17 | 5,174 |
| DELAWARE | 149 | 340 | 10 | 156 | 15 | 31 | 10 | 78 | 0 | 789 |
| DIST OF COLUMBIA | 2,257 | 4,188 | 832 | 14,342 | 57,226 | 1,020 | 1 | 1,686 | 917 | 82,969 |
| FLORIDA N | 217 | 1,470 | 35 | 282 | 60 | 716 | 51 | 464 | 368 | 3,663 |
| FLORIDA M | 925 | 5,565 | 91 | 1,963 | 88 | 1,195 | 182 | 1,610 | 239 | 11,858 |
| FLORIDA S | 1,903 | 14,618 | 386 | 2,202 | 590 | 3,302 | 127 | 2,488 | 1,105 | 26,721 |
| GEORGIA N | 379 | 4,132 | 134 | 585 | 52 | 719 | 177 | 1,348 | 664 | 8,290 |
| GEORGIA M | 38 | 603 | 62 | 314 | 44 | 602 | 150 | 60 | 154 | 2,027 |
| GEORGIA S | 160 | 1,393 | 17 | 435 | 0 | 975 | 257 | 389 | 177 | 3,803 |
| HAWAII | 187 | 714 | 3 | 195 | 25 | 24 | 12 | 376 | 100 | 1,536 |
| IDAHO | 516 | 600 | 55 | 205 | 14 | 845 | 50 | 158 | 0 | 2,543 |
| ILLINOIS N | 4,384 | 22,242 | 1,128 | 5,108 | 157 | 763 | 226 | 619 | 1,376 | 35,999 |
| ILLINOIS S | 419 | 1,153 | 15 | 211 | 30 | 776 | 82 | 546 | 30 | 3,362 |
| ILLINOIS C | 278 | 1,791 | 22 | 500 | 18 | 512 | 56 | 216 | 30 | 3,433 |
| INDIANA N | 116 | 1,645 | 35 | 411 | 28 | 201 | 194 | 237 | 34 | 2,901 |
| INDIANA S | 158 | 1,428 | 16 | 558 | 14 | 415 | 99 | 372 | 93 | 3,153 |
| IOWA N | 206 | 327 | 149 | 154 | 98 | 229 | 133 | 110 | 43 | 1,449 |
| IOWA S | 176 | 693 | 51 | 177 | 7 | 140 | 43 | 121 | 75 | 1,483 |
| KANSAS | 1,299 | 899 | 114 | 291 | 473 | 670 | 581 | 723 | 203 | 5,253 |
| KENTUCKY E | 763 | 5,608 | 587 | 1,149 | 448 | 3,392 | 201 | 547 | 163 | 12,858 |
| KENTUCKY W | 212 | 1,194 | 77 | 218 | 82 | 731 | 96 | 270 | 207 | 3,087 |
| LOUISIANA E | 842 | 3,048 | 55 | 704 | 33 | 252 | 42 | 1,001 | 681 | 6,658 |
| LOUISIANA M | 84 | 317 | 7 | 436 | 15 | 41 | 111 | 260 | 0 | 1,271 |
| LOUISIANA W | 336 | 1,083 | 49 | 556 | 10 | 1,648 | 36 | 359 | 161 | 4,238 |
| MAINE | 127 | 1,371 | 21 | 520 | 13 | 208 | 45 | 144 | 139 | 2,588 |
| MARYLAND | 239 | 4,749 | 62 | 743 | 7 | 171 | 10 | 758 | 267 | 7,206 |
| MASSACHUSETTS | 473 | 2,655 | 48 | 1,264 | 65 | 577 | 20 | 480 | 612 | 6,194 |
| MICHIGAN E | 1,200 | 4,817 | 195 | 1,131 | 44 | 1,268 | 302 | 1,194 | 599 | 10,750 |
| MICHIGAN W | 329 | 1,143 | 32 | 491 | 27 | 912 | 210 | 53 | 129 | 3,236 |
| MINNESOTA | 312 | 3,022 | 109 | 540 | 31 | 1,149 | 140 | 967 | 280 | 6,549 |
| MISSISSIPPI N | 111 | 994 | 16 | 288 | 13 | 698 | 28 | 164 | 221 | 2,529 |
| MISSISSIPPI S | 445 | 764 | 12 | 408 | 28 | 506 | 340 | 390 | 2 | 2,895 |
| MISSOURI E | 372 | 2,708 | 94 | 516 | 119 | 261 | 29 | 540 | 196 | 4,835 |
| MISSOURI W | 498 | 1,553 | 101 | 723 | 67 | 922 | 197 | 713 | 718 | 5,472 |
| MONTANA | 330 | 543 | 30 | 140 | 9 | 436 | 6 | 26 | 0 | 1,520 |
| NEBRASKA | 543 | 919 | 92 | 424 | 99 | 362 | 91 | 491 | 1 | 3,022 |
| NEVADA | 228 | 921 | 103 | 350 | 3 | 134 | 20 | 265 | 8 | 2,042 |
| NEW HAMPSHIRE | 39 | 513 | 17 | 98 | 0 | 65 | 0 | 54 | 16 | 792 |
| NEW JERSEY | 1,267 | 6,886 | 123 | 1,457 | 115 | 1,591 | 189 | 1,677 | 502 | 13,807 |
| NEW MEXICO | 271 | 1,722 | 19 | 246 | 197 | 602 | 192 | 304 | 740 | 4,283 |
| NEW YORK N | 691 | 2,230 | 17 | 585 | 27 | 664 | 107 | 294 | 109 | 4,724 |
| NEW YORK E | 2,264 | 5,884 | 552 | 2,141 | 59 | 1,303 | 199 | 3,515 | 76 | 19,993 |
| NEW YORK S | 66,089 | 83,390 | 17,583 | 30,379 | 683 | 1,502 | 1,469 | 6,895 | 974 | 209,464 |
| NEW YORK W | 633 | 3,192 | 179 | 1,047 | 46 | 238 | 165 | 541 | 203 | 6,244 |
| N CAROLINA E | 626 | 1,856 | 78 | 336 | 15 | 1,295 | 157 | 222 | 147 | 4,732 |
| N CAROLINA M | 54 | 1,133 | 45 | 159 | 19 | 316 | 75 | 153 | 0 | 1,954 |
| N CAROLINA W | 170 | 1,068 | 76 | 318 | 6 | 430 | 43 | 322 | 25 | 2,458 |
| NORTH DAKOTA | 190 | 913 | 61 | 167 | 51 | 406 | 157 | 61 | 3 | 2,019 |
| OHIO S | 1,211 | 2,574 | 135 | 549 | 110 | 767 | 113 | 661 | 270 | 6,490 |
| OHIO N | 397 | 1,030 | 59 | 475 | 58 | 264 | 64 | 233 | 340 | 2,920 |
| OKLAHOMA N | 356 | 1,116 | 26 | 161 | 79 | 125 | 115 | 180 | 33 | 2,191 |
| OKLAHOMA E | 73 | 680 | 24 | 246 | 57 | 141 | 19 | 72 | 22 | 1,334 |
| OKLAHOMA W | 301 | 1,297 | 23 | 316 | 123 | 212 | 86 | 358 | 685 | 3,401 |
| OREGON | 983 | 1,573 | 160 | 608 | 106 | 496 | 57 | 776 | 457 | 5,216 |
| PENNSYLVANIA E | 1,240 | 4,818 | 128 | 1,556 | 32 | 480 | 139 | 704 | 1,341 | 10,438 |
| PENNSYLVANIA M | 337 | 566 | 14 | 661 | 8 | 367 | 13 | 116 | 875 | 2,957 |
| PENNSYLVANIA W | 336 | 3,070 | 57 | 555 | 71 | 611 | 153 | 419 | 300 | 5,572 |
| PUERTO RICO | 529 | 1,361 | 96 | 289 | 27 | 377 | 124 | 576 | 115 | 3,494 |
| RHODE ISLAND | 192 | 684 | 18 | 247 | 8 | 25 | 14 | 131 | 16 | 1,335 |
| S CAROLINA | 551 | 2,908 | 68 | 728 | 54 | 1,255 | 80 | 589 | 240 | 6,473 |
| S DAKOTA | 319 | 1,146 | 17 | 560 | 45 | 656 | 545 | 215 | 65 | 3,568 |
| TENNESSEE E | 43 | 614 | 41 | 274 | 19 | 345 | 109 | 269 | 0 | 1,714 |
| TENNESSEE M | 141 | 713 | 67 | 209 | 43 | 449 | 175 | 811 | 135 | 2,743 |
| TENNESSEE W | 197 | 2,003 | 119 | 596 | 13 | 513 | 390 | 189 | 3 | 4,123 |
| TEXAS N | 353 | 3,134 | 40 | 514 | 10 | 993 | 152 | 748 | 6 | 5,950 |
| TEXAS E | 288 | 936 | 5 | 276 | 29 | 654 | 37 | 371 | 270 | 2,866 |
| TEXAS S | 2,854 | 6,830 | 246 | 1,289 | 256 | 2,243 | 474 | 572 | 13,999 | 28,763 |
| TEXAS W | 1,164 | 3,348 | 674 | 737 | 11 | 1,988 | 213 | 1,288 | 2,224 | 11,647 |
| UTAH | 561 | 680 | 147 | 357 | 7 | 150 | 163 | 236 | 54 | 2,355 |
| VERMONT | 61 | 399 | 28 | 300 | 1 | 271 | 7 | 64 | 8 | 1,139 |
| VIRGINIA E | 1,103 | 3,316 | 172 | 398 | 50 | 619 | 85 | 1,435 | 652 | 8,330 |
| VIRGINIA W | 218 | 1,202 | 23 | 486 | 14 | 1,016 | 268 | 213 | 165 | 3,605 |
| WASHINGTON E | 430 | 461 | 20 | 122 | 48 | 507 | 97 | 311 | 393 | 2,379 |
| WASHINGTON W | 766 | 2,480 | 397 | 1,407 | 996 | 1,210 | 229 | 1,129 | 4,538 | 13,152 |
| WEST VIRGINIA N | 198 | 1,080 | 13 | 599 | 13 | 695 | 46 | 32 | 26 | 2,802 |
| WEST VIRGINIA S | 257 | 1,926 | 23 | 983 | 34 | 403 | 18 | 314 | 172 | 4,030 |
| WISCONSIN E | 670 | 1,615 | 136 | 500 | 79 | 413 | 850 | 344 | 273 | 4,980 |
| WISCONSIN W | 408 | 827 | 58 | 179 | 6 | 242 | 80 | 265 | 90 | 2,145 |
| WYOMING | 158 | 251 | 3 | 205 | 18 | 167 | 36 | 67 | 63 | 968 |
| CANAL ZONE | 0 | 0 | 0 | 0 | 0 | 0 | 0 | 0 | 0 | 0 |
| GUAM | 61 | 134 | 10 | 59 | 9 | 0 | 0 | 0 | 0 | 273 |
| VIRGIN ISLANDS | 31 | 1,925 | 6 | 0 | 0 | 295 | 0 | 197 | 0 | 2,454 |
| TOTALS | 137,580 | 332,142 | 39,931 | 108,633 | 65,447 | 73,735 | 13,992 | 66,662 | 50,628 | 879,740 |

TABLE 31

U.S. ATTORNEY CRIMINAL PROGRAM CATEGORY REPORT - FISCAL YEAR ENDED SEPTEMBER 30, 1983

| JUDICIAL DISTRICT | | OFFI. DIZ | CDR O20 | ORG. CRM O32 | W.C. CRM O40 | NAR/ DRG O50 | CIV. RTS O62 | GOV. REG O70 | INT. SEC O82 | LAB. MGT O92 | OTHER | RECEIVED | RECEIVED | TOTAL |
|-------------------|-----------|--------------|------------|--------------------|--------------------|--------------------|--------------------|--------------------|--------------------|--------------------|-------|-------------------------------|-------------------------------|-------|
| | | | | | | | | | | | | YR < 78 INVALID OR BLNK | YR > 77 INVALID OR BLNK | |
| ALABAMA N | MATT.HAND | 19 | 0 | 119 | 24 | 96 | 10 | 0 | 0 | 4 | 264 | 1 | 1 | 538 |
| | MATT.TERM | 6 | 0 | 42 | 2 | 74 | 4 | 0 | 0 | 0 | 84 | 0 | 0 | 212 |
| | CASE.HAND | 7 | 1 | 118 | 21 | 3 | 11 | 0 | 1 | 0 | 399 | 0 | 3 | 564 |
| | CASE.TERM | 4 | 0 | 95 | 15 | 3 | 10 | 0 | 0 | 0 | 273 | 0 | 1 | 401 |
| ALABAMA M | MATT.HAND | 10 | 0 | 51 | 16 | 2 | 3 | 0 | 0 | 0 | 169 | 1 | 3 | 255 |
| | MATT.TERM | 3 | 0 | 13 | 7 | 0 | 1 | 0 | 0 | 0 | 120 | 0 | 2 | 146 |
| | CASE.HAND | 14 | 0 | 45 | 14 | 6 | 4 | 0 | 1 | 1 | 154 | 0 | 4 | 242 |
| | CASE.TERM | 12 | 0 | 35 | 9 | 2 | 2 | 0 | 0 | 0 | 114 | 0 | 1 | 175 |
| ALABAMA S | MATT.HAND | 12 | 2 | 41 | 10 | 2 | 2 | 0 | 0 | 0 | 65 | 2 | 8 | 144 |
| | MATT.TERM | 8 | 1 | 14 | 1 | 1 | 1 | 0 | 0 | 0 | 31 | 1 | 2 | 60 |
| | CASE.HAND | 9 | 0 | 45 | 58 | 1 | 2 | 0 | 0 | 0 | 100 | 1 | 4 | 220 |
| | CASE.TERM | 8 | 0 | 26 | 28 | 0 | 1 | 0 | 0 | 0 | 59 | 1 | 2 | 125 |
| ALASKA | MATT.HAND | 4 | 0 | 36 | 19 | 2 | 13 | 0 | 1 | 1 | 60 | 0 | 11 | 146 |
| | MATT.TERM | 2 | 0 | 14 | 11 | 0 | 5 | 0 | 1 | 1 | 38 | 0 | 3 | 74 |
| | CASE.HAND | 2 | 0 | 60 | 53 | 0 | 18 | 0 | 0 | 0 | 132 | 10 | 22 | 297 |
| | CASE.TERM | 1 | 0 | 38 | 34 | 0 | 11 | 0 | 0 | 0 | 89 | 0 | 14 | 187 |
| ARIZONA | MATT.HAND | 9 | 6 | 156 | 102 | 4 | 18 | 7 | 2 | 2 | 972 | 8 | 54 | 1,338 |
| | MATT.TERM | 7 | 4 | 56 | 42 | 2 | 9 | 4 | 1 | 1 | 536 | 1 | 25 | 687 |
| | CASE.HAND | 6 | 2 | 85 | 191 | 1 | 21 | 18 | 1 | 1 | 807 | 305 | 162 | 1,599 |
| | CASE.TERM | 4 | 2 | 56 | 72 | 0 | 13 | 13 | 1 | 1 | 470 | 27 | 55 | 713 |
| ARKANSAS E | MATT.HAND | 4 | 1 | 93 | 21 | 3 | 7 | 0 | 3 | 3 | 118 | 0 | 0 | 250 |
| | MATT.TERM | 3 | 1 | 46 | 3 | 0 | 2 | 0 | 1 | 1 | 57 | 0 | 0 | 113 |
| | CASE.HAND | 7 | 0 | 106 | 40 | 1 | 12 | 1 | 0 | 0 | 123 | 0 | 0 | 290 |
| | CASE.TERM | 4 | 0 | 90 | 23 | 1 | 10 | 0 | 0 | 0 | 90 | 0 | 0 | 218 |
| ARKANSAS W | MATT.HAND | 0 | 0 | 43 | 14 | 4 | 1 | 0 | 0 | 0 | 74 | 0 | 0 | 136 |
| | MATT.TERM | 0 | 0 | 17 | 7 | 2 | 0 | 0 | 0 | 0 | 27 | 0 | 0 | 53 |
| | CASE.HAND | 2 | 0 | 38 | 32 | 0 | 3 | 0 | 0 | 0 | 86 | 0 | 3 | 161 |
| | CASE.TERM | 1 | 0 | 28 | 18 | 0 | 3 | 0 | 0 | 0 | 67 | 0 | 0 | 117 |
| CALIF N | MATT.HAND | 44 | 12 | 672 | 206 | 127 | 78 | 1 | 15 | 1,737 | 228 | 313 | 3,433 | |
| | MATT.TERM | 10 | 2 | 125 | 44 | 2 | 13 | 0 | 3 | 644 | 0 | 39 | 882 | |
| | CASE.HAND | 10 | 5 | 213 | 99 | 3 | 50 | 0 | 1 | 317 | 71 | 69 | 838 | |
| | CASE.TERM | 6 | 0 | 149 | 28 | 0 | 28 | 0 | 1 | 189 | 0 | 25 | 426 | |
| CALIF C | MATT.HAND | 14 | 5 | 371 | 175 | 56 | 277 | 2 | 14 | 2,387 | 0 | 0 | 3,301 | |
| | MATT.TERM | 1 | 0 | 49 | 62 | 48 | 71 | 1 | 4 | 580 | 0 | 0 | 816 | |
| | CASE.HAND | 45 | 0 | 300 | 271 | 1 | 194 | 0 | 3 | 1,395 | 102 | 14 | 2,325 | |
| | CASE.TERM | 10 | 0 | 146 | 100 | 0 | 98 | 0 | 2 | 502 | 1 | 1 | 860 | |
| CALIF E | MATT.HAND | 5 | 1 | 127 | 18 | 223 | 53 | 1 | 3 | 484 | 43 | 28 | 986 | |
| | MATT.TERM | 1 | 1 | 20 | 4 | 89 | 22 | 1 | 0 | 259 | 23 | 16 | 436 | |
| | CASE.HAND | 0 | 6 | 138 | 209 | 0 | 83 | 1 | 1 | 570 | 123 | 61 | 1,182 | |
| | CASE.TERM | 0 | 0 | 59 | 80 | 0 | 45 | 0 | 1 | 305 | 82 | 29 | 601 | |
| CALIF S | MATT.HAND | 9 | 3 | 88 | 93 | 5 | 17 | 4 | 2 | 4,088 | 0 | 14 | 4,323 | |
| | MATT.TERM | 5 | 2 | 27 | 48 | 3 | 10 | 4 | 2 | 3,766 | 0 | 12 | 3,879 | |
| | CASE.HAND | 2 | 1 | 54 | 395 | 0 | 7 | 0 | 0 | 1,041 | 0 | 4 | 1,504 | |
| | CASE.TERM | 1 | 1 | 35 | 224 | 0 | 4 | 0 | 0 | 719 | 0 | 2 | 986 | |
| COLORADO | MATT.HAND | 12 | 4 | 128 | 22 | 4 | 10 | 2 | 0 | 197 | 0 | 1 | 380 | |
| | MATT.TERM | 1 | 3 | 43 | 6 | 2 | 2 | 2 | 0 | 65 | 0 | 1 | 125 | |
| | CASE.HAND | 6 | 8 | 183 | 67 | 0 | 5 | 1 | 5 | 336 | 0 | 13 | 624 | |
| | CASE.TERM | 3 | 6 | 111 | 31 | 0 | 4 | 0 | 4 | 216 | 0 | 3 | 378 | |
| CONNECTICUT | MATT.HAND | 17 | 0 | 154 | 54 | 4 | 26 | 0 | 6 | 232 | 6 | 7 | 506 | |
| | MATT.TERM | 4 | 0 | 39 | 24 | 1 | 4 | 0 | 0 | 80 | 2 | 2 | 156 | |
| | CASE.HAND | 10 | 2 | 128 | 72 | 0 | 11 | 0 | 0 | 221 | 8 | 7 | 459 | |
| | CASE.TERM | 6 | 1 | 74 | 30 | 0 | 4 | 0 | 0 | 114 | 0 | 4 | 233 | |
| DELAWARE | MATT.HAND | 0 | 2 | 34 | 17 | 4 | 1 | 0 | 0 | 116 | 0 | 2 | 176 | |
| | MATT.TERM | 0 | 1 | 7 | 13 | 3 | 0 | 0 | 0 | 65 | 0 | 2 | 91 | |
| | CASE.HAND | 0 | 2 | 9 | 16 | 0 | 0 | 0 | 0 | 59 | 0 | 0 | 86 | |
| | CASE.TERM | 0 | 2 | 8 | 9 | 0 | 0 | 0 | 0 | 41 | 0 | 0 | 60 | |
| DIST OF COLUMBIA | MATT.HAND | 13 | 1 | 273 | 264 | 0 | 0 | 0 | 0 | 315 | 79 | 199 | 1,144 | |
| | MATT.TERM | 3 | 0 | 26 | 8 | 0 | 0 | 0 | 0 | 2 | 0 | 0 | 39 | |
| | CASE.HAND | 1 | 1 | 83 | 177 | 0 | 0 | 0 | 0 | 1,324 | 122 | 318 | 2,026 | |
| | CASE.TERM | 1 | 1 | 36 | 51 | 0 | 0 | 0 | 0 | 375 | 35 | 258 | 757 | |
| FLORIDA N | MATT.HAND | 3 | 2 | 59 | 31 | 1 | 12 | 3 | 1 | 149 | 1 | 119 | 381 | |
| | MATT.TERM | 1 | 1 | 14 | 5 | 0 | 6 | 0 | 0 | 59 | 1 | 97 | 184 | |
| | CASE.HAND | 0 | 5 | 26 | 90 | 0 | 8 | 0 | 0 | 70 | 2 | 16 | 217 | |
| | CASE.TERM | 0 | 1 | 13 | 36 | 0 | 5 | 0 | 0 | 37 | 1 | 12 | 105 | |
| FLORIDA M | MATT.HAND | 51 | 6 | 423 | 167 | 142 | 76 | 0 | 19 | 743 | 64 | 42 | 1,733 | |
| | MATT.TERM | 13 | 3 | 198 | 79 | 110 | 31 | 0 | 7 | 351 | 31 | 24 | 847 | |
| | CASE.HAND | 15 | 10 | 218 | 229 | 3 | 62 | 0 | 0 | 512 | 72 | 38 | 1,159 | |
| | CASE.TERM | 8 | 1 | 131 | 93 | 2 | 45 | 0 | 0 | 316 | 38 | 24 | 658 | |
| FLORIDA S | MATT.HAND | 40 | 48 | 349 | 581 | 85 | 134 | 4 | 5 | 1,219 | 71 | 22 | 2,558 | |
| | MATT.TERM | 6 | 32 | 104 | 268 | 31 | 49 | 2 | 2 | 499 | 55 | 16 | 1,064 | |
| | CASE.HAND | 16 | 62 | 213 | 1,442 | 4 | 159 | 3 | 11 | 788 | 217 | 48 | 2,963 | |
| | CASE.TERM | 4 | 26 | 72 | 488 | 1 | 66 | 1 | 3 | 282 | 54 | 29 | 1,026 | |
| GEORGIA N | MATT.HAND | 25 | 1 | 163 | 41 | 14 | 19 | 2 | 6 | 453 | 0 | 0 | 724 | |
| | MATT.TERM | 9 | 1 | 55 | 16 | 9 | 10 | 0 | 2 | 236 | 0 | 0 | 338 | |
| | CASE.HAND | 11 | 3 | 212 | 99 | 3 | 27 | 2 | 2 | 455 | 0 | 1 | 815 | |
| | CASE.TERM | 5 | 2 | 152 | 64 | 0 | 21 | 0 | 2 | 271 | 0 | 1 | 518 | |
| GEORGIA M | MATT.HAND | 23 | 4 | 61 | 28 | 19 | 53 | 0 | 0 | 161 | 0 | 0 | 349 | |
| | MATT.TERM | 4 | 1 | 20 | 9 | 2 | 31 | 0 | 0 | 67 | 0 | 0 | 134 | |
| | CASE.HAND | 12 | 2 | 40 | 15 | 1 | 488 | 1 | 0 | 116 | 0 | 3 | 678 | |
| | CASE.TERM | 6 | 0 | 29 | 3 | 1 | 479 | 0 | 0 | 65 | 0 | 2 | 585 | |

TABLE 31, CONTINUED

U.S. ATTORNEY CRIMINAL PROGRAM CATEGORY REPORT - FISCAL YEAR ENDED SEPTEMBER 30, 1983

| JUDICIAL DISTRICT | | OFFI.COR 01Z | DRG.CRM 020 | 4.C.CRM 03Z | MAR/DRG 040 | CIV.RTS 050 | GOV.REG 06Z | INT.SEC 070 | LAB.MGT 08Z | RECEIVED RECEIVED YR < 78 YR > 77 | | | TOTAL |
|-------------------|-----------|-----------------|----------------|----------------|----------------|----------------|----------------|----------------|----------------|--------------------------------------|--------------------|--------------------|-------|
| | | | | | | | | | | OTHER | INVALID DR BLNK | INVALID DR BLNK | |
| GEORGIA S | MATT.HAND | 32 | 6 | 119 | 23 | 10 | 8 | 6 | 5 | 268 | 5 | 5 | 487 |
| | MATT.TERM | 6 | 1 | 35 | 6 | 6 | 3 | 5 | 3 | 143 | 5 | 3 | 216 |
| | CASE.HAND | 3 | 9 | 21 | 37 | 1 | 7 | 1 | 2 | 150 | 0 | 1 | 232 |
| | CASE.TERM | 3 | 1 | 15 | 20 | 1 | 4 | 1 | 2 | 109 | 0 | 1 | 157 |
| HAWAII | MATT.HAND | 12 | 3 | 113 | 57 | 45 | 11 | 0 | 6 | 215 | 3 | 2 | 467 |
| | MATT.TERM | 4 | 3 | 20 | 15 | 13 | 7 | 0 | 2 | 93 | 3 | 1 | 161 |
| | CASE.HAND | 3 | 2 | 32 | 78 | 5 | 6 | 0 | 0 | 198 | 1 | 5 | 330 |
| | CASE.TERM | 0 | 2 | 19 | 29 | 2 | 1 | 0 | 0 | 105 | 0 | 2 | 160 |
| IDAHO | MATT.HAND | 3 | 0 | 85 | 8 | 3 | 2 | 0 | 2 | 222 | 0 | 3 | 328 |
| | MATT.TERM | 2 | 0 | 26 | 3 | 3 | 2 | 0 | 2 | 116 | 0 | 2 | 156 |
| | CASE.HAND | 1 | 0 | 50 | 19 | 0 | 1 | 1 | 0 | 141 | 0 | 0 | 213 |
| | CASE.TERM | 0 | 0 | 23 | 12 | 0 | 1 | 1 | 0 | 94 | 0 | 0 | 131 |
| ILLINOIS N | MATT.HAND | 80 | 141 | 1,270 | 267 | 175 | 84 | 52 | 18 | 2,181 | 2 | 26 | 4,296 |
| | MATT.TERM | 23 | 17 | 312 | 43 | 71 | 24 | 20 | 5 | 385 | 2 | 26 | 928 |
| | CASE.HAND | 51 | 41 | 469 | 199 | 2 | 28 | 10 | 10 | 874 | 24 | 253 | 1,961 |
| | CASE.TERM | 31 | 19 | 262 | 84 | 1 | 15 | 2 | 7 | 225 | 23 | 210 | 879 |
| ILLINOIS S | MATT.HAND | 17 | 4 | 129 | 33 | 49 | 5 | 0 | 0 | 244 | 14 | 13 | 508 |
| | MATT.TERM | 3 | 1 | 21 | 5 | 4 | 0 | 0 | 0 | 61 | 2 | 2 | 99 |
| | CASE.HAND | 1 | 2 | 49 | 46 | 0 | 0 | 0 | 0 | 214 | 28 | 14 | 354 |
| | CASE.TERM | 1 | 0 | 24 | 25 | 0 | 0 | 0 | 0 | 103 | 22 | 10 | 185 |
| ILLINOIS C | MATT.HAND | 14 | 2 | 167 | 54 | 67 | 14 | 6 | 4 | 120 | 2 | 3 | 453 |
| | MATT.TERM | 4 | 2 | 50 | 21 | 21 | 6 | 2 | 2 | 60 | 1 | 1 | 170 |
| | CASE.HAND | 7 | 0 | 125 | 122 | 2 | 4 | 0 | 6 | 150 | 4 | 2 | 422 |
| | CASE.TERM | 3 | 0 | 99 | 67 | 2 | 4 | 0 | 3 | 100 | 0 | 1 | 279 |
| INDIANA N | MATT.HAND | 13 | 4 | 90 | 35 | 10 | 9 | 8 | 3 | 187 | 0 | 2 | 361 |
| | MATT.TERM | 4 | 2 | 24 | 11 | 3 | 1 | 2 | 1 | 50 | 0 | 0 | 98 |
| | CASE.HAND | 6 | 1 | 38 | 46 | 0 | 12 | 1 | 0 | 123 | 0 | 1 | 228 |
| | CASE.TERM | 5 | 0 | 31 | 22 | 0 | 6 | 0 | 0 | 77 | 0 | 1 | 142 |
| INDIANA S | MATT.HAND | 20 | 1 | 221 | 52 | 67 | 16 | 0 | 6 | 299 | 2 | 14 | 698 |
| | MATT.TERM | 8 | 1 | 81 | 19 | 14 | 1 | 0 | 4 | 129 | 2 | 10 | 269 |
| | CASE.HAND | 4 | 0 | 72 | 58 | 2 | 4 | 0 | 1 | 190 | 0 | 7 | 338 |
| | CASE.TERM | 1 | 0 | 47 | 37 | 1 | 3 | 0 | 1 | 123 | 0 | 2 | 215 |
| IOWA NORTH | MATT.HAND | 0 | 0 | 77 | 5 | 7 | 5 | 0 | 3 | 49 | 5 | 6 | 157 |
| | MATT.TERM | 0 | 0 | 10 | 1 | 2 | 1 | 0 | 0 | 12 | 1 | 1 | 28 |
| | CASE.HAND | 0 | 0 | 91 | 26 | 0 | 3 | 0 | 2 | 63 | 3 | 0 | 138 |
| | CASE.TERM | 0 | 0 | 24 | 16 | 0 | 3 | 0 | 0 | 47 | 1 | 0 | 91 |
| IOWA SOUTH | MATT.HAND | 2 | 0 | 49 | 20 | 2 | 9 | 0 | 2 | 48 | 0 | 0 | 132 |
| | MATT.TERM | 2 | 0 | 20 | 6 | 2 | 4 | 0 | 0 | 28 | 0 | 0 | 62 |
| | CASE.HAND | 0 | 0 | 62 | 24 | 0 | 17 | 0 | 2 | 56 | 0 | 1 | 162 |
| | CASE.TERM | 0 | 0 | 42 | 14 | 0 | 11 | 0 | 2 | 33 | 0 | 0 | 102 |
| KANSAS | MATT.HAND | 6 | 0 | 77 | 29 | 1 | 9 | 0 | 1 | 122 | 0 | 2 | 247 |
| | MATT.TERM | 3 | 0 | 24 | 13 | 0 | 4 | 0 | 0 | 50 | 0 | 1 | 95 |
| | CASE.HAND | 4 | 1 | 87 | 38 | 0 | 5 | 1 | 1 | 285 | 0 | 6 | 428 |
| | CASE.TERM | 1 | 1 | 52 | 21 | 0 | 3 | 1 | 0 | 159 | 0 | 0 | 238 |
| KENTUCKY E | MATT.HAND | 7 | 1 | 46 | 7 | 3 | 5 | 0 | 0 | 55 | 13 | 6 | 143 |
| | MATT.TERM | 2 | 0 | 11 | 1 | 0 | 1 | 0 | 0 | 9 | 0 | 0 | 24 |
| | CASE.HAND | 5 | 2 | 60 | 26 | 1 | 9 | 0 | 0 | 183 | 7 | 14 | 307 |
| | CASE.TERM | 3 | 0 | 41 | 10 | 1 | 6 | 0 | 0 | 110 | 2 | 5 | 178 |
| KENTUCKY W | MATT.HAND | 14 | 12 | 95 | 32 | 36 | 8 | 1 | 1 | 536 | 0 | 1 | 736 |
| | MATT.TERM | 2 | 1 | 14 | 6 | 16 | 0 | 0 | 1 | 140 | 0 | 0 | 180 |
| | CASE.HAND | 9 | 9 | 49 | 71 | 0 | 6 | 0 | 1 | 342 | 0 | 4 | 491 |
| | CASE.TERM | 2 | 2 | 19 | 20 | 0 | 2 | 0 | 1 | 165 | 0 | 2 | 213 |
| LOUISIANA E | MATT.HAND | 14 | 10 | 121 | 119 | 150 | 32 | 0 | 5 | 419 | 4 | 9 | 883 |
| | MATT.TERM | 5 | 2 | 45 | 10 | 68 | 2 | 0 | 4 | 102 | 4 | 9 | 251 |
| | CASE.HAND | 2 | 3 | 52 | 144 | 4 | 117 | 0 | 1 | 384 | 2 | 7 | 716 |
| | CASE.TERM | 2 | 3 | 40 | 106 | 2 | 100 | 0 | 1 | 313 | 2 | 3 | 572 |
| LOUISIANA M | MATT.HAND | 9 | 0 | 39 | 16 | 17 | 2 | 0 | 4 | 128 | 8 | 45 | 268 |
| | MATT.TERM | 4 | 0 | 16 | 4 | 14 | 1 | 0 | 1 | 83 | 7 | 36 | 166 |
| | CASE.HAND | 3 | 3 | 20 | 17 | 2 | 13 | 0 | 1 | 74 | 50 | 52 | 235 |
| | CASE.TERM | 1 | 2 | 17 | 11 | 2 | 9 | 0 | 0 | 52 | 49 | 48 | 190 |
| LOUISIANA W | MATT.HAND | 8 | 8 | 269 | 35 | 97 | 949 | 1 | 14 | 303 | 2 | 41 | 1,727 |
| | MATT.TERM | 1 | 1 | 62 | 6 | 48 | 781 | 0 | 5 | 55 | 0 | 10 | 969 |
| | CASE.HAND | 1 | 1 | 55 | 31 | 2 | 22 | 0 | 1 | 101 | 0 | 8 | 222 |
| | CASE.TERM | 0 | 1 | 27 | 14 | 2 | 14 | 0 | 0 | 44 | 0 | 4 | 106 |
| MAINE | MATT.HAND | 2 | 1 | 44 | 15 | 2 | 3 | 4 | 4 | 83 | 0 | 3 | 161 |
| | MATT.TERM | 1 | 0 | 13 | 3 | 0 | 2 | 1 | 1 | 38 | 0 | 0 | 59 |
| | CASE.HAND | 2 | 1 | 16 | 54 | 0 | 2 | 0 | 1 | 71 | 1 | 3 | 151 |
| | CASE.TERM | 1 | 0 | 7 | 28 | 0 | 1 | 0 | 0 | 33 | 0 | 0 | 70 |
| MARYLAND | MATT.HAND | 26 | 8 | 284 | 180 | 5 | 82 | 6 | 13 | 740 | 185 | 88 | 1,617 |
| | MATT.TERM | 13 | 4 | 132 | 90 | 3 | 59 | 3 | 2 | 423 | 185 | 89 | 1,002 |
| | CASE.HAND | 8 | 2 | 163 | 189 | 0 | 14 | 0 | 3 | 459 | 184 | 62 | 1,084 |
| | CASE.TERM | 6 | 2 | 112 | 125 | 0 | 9 | 0 | 2 | 315 | 181 | 62 | 814 |
| MASSACHUSETTS | MATT.HAND | 64 | 5 | 347 | 77 | 82 | 51 | 6 | 6 | 923 | 4 | 21 | 1,586 |
| | MATT.TERM | 9 | 3 | 76 | 15 | 3 | 15 | 3 | 3 | 262 | 1 | 3 | 393 |
| | CASE.HAND | 16 | 6 | 136 | 114 | 1 | 24 | 1 | 1 | 407 | 9 | 20 | 735 |
| | CASE.TERM | 5 | 3 | 66 | 38 | 0 | 11 | 0 | 1 | 191 | 0 | 5 | 320 |
| MICHIGAN E | MATT.HAND | 40 | 9 | 492 | 212 | 17 | 90 | 0 | 17 | 635 | 0 | 0 | 1,512 |
| | MATT.TERM | 16 | 1 | 108 | 38 | 4 | 22 | 0 | 4 | 214 | 0 | 0 | 407 |
| | CASE.HAND | 15 | 23 | 241 | 210 | 1 | 40 | 1 | 7 | 364 | 0 | 4 | 906 |
| | CASE.TERM | 11 | 11 | 164 | 96 | 0 | 24 | 0 | 7 | 233 | 0 | 1 | 547 |

TABLE 31. CONTINUED

U.S. ATTORNEY CRIMINAL PROGRAM CATEGORY REPORT - FISCAL YEAR ENDED SEPTEMBER 30, 1983

| JUDICIAL DISTRICT | | OFFI.COR 01Z | ORG.CRM 020 | W.C.CRM 03Z | MAR/DRG 040 | CIV.RTS 050 | GOV.REG 06Z | INT.SEC 070 | LAB.MGT 08Z | OTHER | RECEIVED | RECEIVED | TOTAL |
|-------------------|-----------|-----------------|----------------|----------------|----------------|----------------|----------------|----------------|----------------|-------|--------------------------|----------------------------|-------|
| | | | | | | | | | | | YR < 78 INVALID DR | YR > 77 INVALID BLNK | |
| MICHIGAN W | MATT.HAND | 14 | 0 | 93 | 16 | 0 | 7 | 0 | 5 | 89 | 1 | 5 | 230 |
| | MATT.TERM | 9 | 0 | 26 | 7 | 0 | 1 | 0 | 0 | 24 | 0 | 3 | 70 |
| | CASE.HAND | 4 | 4 | 82 | 57 | 0 | 10 | 0 | 4 | 151 | 1 | 2 | 315 |
| | CASE.TERM | 1 | 2 | 63 | 34 | 0 | 9 | 0 | 2 | 118 | 0 | 1 | 230 |
| MINNESOTA | MATT.HAND | 3 | 1 | 89 | 32 | 16 | 9 | 1 | 3 | 132 | 0 | 0 | 286 |
| | MATT.TERM | 0 | 0 | 23 | 6 | 0 | 1 | 0 | 2 | 44 | 0 | 0 | 76 |
| | CASE.HAND | 3 | 0 | 91 | 115 | 0 | 5 | 1 | 0 | 194 | 0 | 0 | 409 |
| | CASE.TERM | 3 | 0 | 63 | 67 | 0 | 5 | 0 | 0 | 127 | 0 | 0 | 265 |
| MISSISSIPPI N | MATT.HAND | 5 | 0 | 37 | 7 | 11 | 3 | 0 | 1 | 42 | 0 | 1 | 107 |
| | MATT.TERM | 1 | 0 | 7 | 0 | 2 | 1 | 0 | 0 | 7 | 0 | 1 | 19 |
| | CASE.HAND | 8 | 0 | 31 | 9 | 1 | 4 | 0 | 0 | 51 | 0 | 1 | 105 |
| | CASE.TERM | 4 | 0 | 21 | 3 | 1 | 3 | 0 | 0 | 30 | 0 | 1 | 63 |
| MISSISSIPPI S | MATT.HAND | 8 | 0 | 53 | 8 | 6 | 19 | 0 | 0 | 71 | 0 | 1 | 166 |
| | MATT.TERM | 3 | 0 | 8 | 2 | 1 | 6 | 0 | 0 | 20 | 0 | 1 | 41 |
| | CASE.HAND | 2 | 0 | 51 | 33 | 0 | 37 | 0 | 0 | 123 | 0 | 1 | 247 |
| | CASE.TERM | 0 | 0 | 25 | 7 | 0 | 18 | 0 | 0 | 55 | 0 | 0 | 105 |
| MISSOURI E | MATT.HAND | 24 | 20 | 248 | 86 | 2 | 19 | 0 | 14 | 999 | 1 | 34 | 1,447 |
| | MATT.TERM | 11 | 4 | 107 | 23 | 2 | 9 | 0 | 4 | 491 | 1 | 4 | 656 |
| | CASE.HAND | 3 | 7 | 87 | 134 | 0 | 8 | 0 | 6 | 260 | 6 | 11 | 522 |
| | CASE.TERM | 2 | 2 | 70 | 86 | 0 | 6 | 0 | 2 | 198 | 0 | 7 | 373 |
| MISSOURI W | MATT.HAND | 16 | 3 | 152 | 33 | 2 | 18 | 4 | 6 | 187 | 0 | 0 | 421 |
| | MATT.TERM | 7 | 2 | 44 | 10 | 1 | 8 | 2 | 0 | 70 | 0 | 0 | 144 |
| | CASE.HAND | 9 | 13 | 123 | 43 | 4 | 17 | 2 | 2 | 203 | 0 | 0 | 416 |
| | CASE.TERM | 7 | 5 | 82 | 23 | 1 | 14 | 2 | 2 | 136 | 0 | 0 | 272 |
| MONTANA | MATT.HAND | 0 | 0 | 13 | 6 | 0 | 13 | 2 | 1 | 69 | 0 | 1 | 105 |
| | MATT.TERM | 0 | 0 | 7 | 3 | 0 | 9 | 2 | 1 | 40 | 0 | 1 | 63 |
| | CASE.HAND | 2 | 1 | 61 | 18 | 0 | 27 | 0 | 0 | 150 | 0 | 3 | 262 |
| | CASE.TERM | 1 | 1 | 39 | 10 | 0 | 22 | 0 | 0 | 120 | 0 | 3 | 196 |
| NEBRASKA | MATT.HAND | 12 | 1 | 144 | 7 | 27 | 27 | 30 | 3 | 92 | 0 | 2 | 345 |
| | MATT.TERM | 6 | 1 | 45 | 4 | 15 | 12 | 6 | 1 | 43 | 0 | 2 | 135 |
| | CASE.HAND | 1 | 3 | 67 | 28 | 0 | 21 | 16 | 0 | 82 | 0 | 2 | 220 |
| | CASE.TERM | 1 | 3 | 34 | 4 | 0 | 18 | 16 | 0 | 49 | 0 | 2 | 127 |
| NEVADA | MATT.HAND | 2 | 8 | 112 | 22 | 0 | 16 | 2 | 0 | 246 | 7 | 14 | 429 |
| | MATT.TERM | 0 | 2 | 6 | 6 | 0 | 5 | 0 | 0 | 92 | 0 | 4 | 115 |
| | CASE.HAND | 8 | 10 | 61 | 62 | 0 | 16 | 0 | 0 | 277 | 17 | 21 | 472 |
| | CASE.TERM | 5 | 1 | 27 | 18 | 0 | 7 | 0 | 0 | 140 | 0 | 2 | 200 |
| NEW HAMPSHIRE | MATT.HAND | 5 | 2 | 27 | 6 | 2 | 8 | 0 | 2 | 58 | 0 | 0 | 110 |
| | MATT.TERM | 1 | 1 | 10 | 6 | 0 | 4 | 0 | 1 | 35 | 0 | 0 | 58 |
| | CASE.HAND | 6 | 0 | 25 | 11 | 0 | 6 | 0 | 1 | 26 | 0 | 1 | 76 |
| | CASE.TERM | 6 | 0 | 23 | 6 | 0 | 6 | 0 | 1 | 17 | 0 | 0 | 59 |
| NEW JERSEY | MATT.HAND | 71 | 80 | 644 | 86 | 168 | 108 | 10 | 26 | 887 | 0 | 0 | 2,080 |
| | MATT.TERM | 24 | 18 | 165 | 25 | 72 | 56 | 3 | 10 | 347 | 0 | 0 | 720 |
| | CASE.HAND | 23 | 41 | 172 | 71 | 1 | 44 | 1 | 4 | 253 | 0 | 0 | 610 |
| | CASE.TERM | 15 | 11 | 113 | 21 | 1 | 29 | 1 | 1 | 133 | 0 | 0 | 325 |
| NEW MEXICO | MATT.HAND | 18 | 3 | 83 | 27 | 31 | 6 | 0 | 1 | 225 | 4 | 0 | 398 |
| | MATT.TERM | 11 | 2 | 32 | 8 | 25 | 6 | 0 | 0 | 96 | 1 | 0 | 181 |
| | CASE.HAND | 8 | 0 | 37 | 96 | 0 | 8 | 0 | 0 | 236 | 1 | 1 | 387 |
| | CASE.TERM | 4 | 0 | 30 | 44 | 0 | 5 | 0 | 0 | 151 | 1 | 1 | 236 |
| NEW YORK N | MATT.HAND | 13 | 10 | 120 | 73 | 38 | 48 | 1 | 2 | 498 | 1 | 4 | 808 |
| | MATT.TERM | 3 | 5 | 38 | 9 | 26 | 26 | 1 | 1 | 258 | 0 | 2 | 369 |
| | CASE.HAND | 1 | 7 | 69 | 34 | 1 | 30 | 1 | 5 | 153 | 4 | 6 | 311 |
| | CASE.TERM | 0 | 1 | 51 | 20 | 1 | 18 | 0 | 2 | 79 | 0 | 3 | 175 |
| NEW YORK E | MATT.HAND | 36 | 85 | 317 | 341 | 12 | 212 | 5 | 27 | 1,038 | 5 | 6 | 2,084 |
| | MATT.TERM | 4 | 20 | 102 | 137 | 5 | 117 | 3 | 4 | 525 | 0 | 1 | 918 |
| | CASE.HAND | 21 | 76 | 208 | 596 | 1 | 109 | 3 | 3 | 429 | 52 | 84 | 1,582 |
| | CASE.TERM | 13 | 23 | 101 | 212 | 1 | 57 | 1 | 1 | 247 | 10 | 29 | 695 |
| NEW YORK S | MATT.HAND | 18 | 13 | 495 | 142 | 7 | 102 | 2 | 25 | 1,239 | 209 | 87 | 2,339 |
| | MATT.TERM | 2 | 1 | 109 | 24 | 0 | 28 | 0 | 7 | 376 | 51 | 33 | 631 |
| | CASE.HAND | 25 | 4 | 308 | 359 | 0 | 98 | 0 | 3 | 725 | 348 | 37 | 1,907 |
| | CASE.TERM | 15 | 2 | 173 | 118 | 0 | 55 | 0 | 1 | 408 | 25 | 9 | 806 |
| NEW YORK W | MATT.HAND | 17 | 45 | 157 | 43 | 6 | 30 | 0 | 7 | 378 | 0 | 2 | 685 |
| | MATT.TERM | 10 | 0 | 72 | 15 | 6 | 18 | 0 | 4 | 198 | 0 | 0 | 323 |
| | CASE.HAND | 3 | 12 | 85 | 46 | 0 | 28 | 0 | 5 | 190 | 0 | 2 | 371 |
| | CASE.TERM | 3 | 5 | 49 | 17 | 0 | 17 | 0 | 5 | 136 | 0 | 2 | 234 |
| N CAROLINA E | MATT.HAND | 2 | 0 | 29 | 2 | 0 | 3 | 0 | 0 | 203 | 0 | 1 | 240 |
| | MATT.TERM | 0 | 0 | 1 | 0 | 0 | 0 | 0 | 0 | 55 | 0 | 1 | 57 |
| | CASE.HAND | 5 | 1 | 29 | 103 | 0 | 9 | 0 | 0 | 210 | 0 | 2 | 359 |
| | CASE.TERM | 5 | 1 | 21 | 69 | 0 | 8 | 0 | 0 | 143 | 0 | 1 | 248 |
| N CAROLINA M | MATT.HAND | 1 | 0 | 17 | 0 | 0 | 2 | 0 | 0 | 117 | 0 | 0 | 137 |
| | MATT.TERM | 1 | 0 | 15 | 0 | 0 | 2 | 0 | 0 | 90 | 0 | 0 | 108 |
| | CASE.HAND | 0 | 3 | 87 | 40 | 3 | 11 | 0 | 0 | 183 | 0 | 1 | 328 |
| | CASE.TERM | 0 | 1 | 65 | 22 | 0 | 10 | 0 | 0 | 124 | 0 | 1 | 223 |
| N CAROLINA W | MATT.HAND | 1 | 0 | 93 | 46 | 1 | 6 | 0 | 1 | 395 | 0 | 0 | 543 |
| | MATT.TERM | 0 | 0 | 15 | 37 | 0 | 1 | 0 | 0 | 302 | 0 | 0 | 355 |
| | CASE.HAND | 3 | 3 | 127 | 42 | 0 | 23 | 0 | 0 | 214 | 3 | 0 | 415 |
| | CASE.TERM | 1 | 1 | 98 | 31 | 0 | 17 | 0 | 0 | 148 | 1 | 0 | 297 |
| NORTH DAKOTA | MATT.HAND | 2 | 1 | 73 | 10 | 6 | 25 | 0 | 1 | 95 | 0 | 1 | 214 |
| | MATT.TERM | 1 | 0 | 37 | 4 | 5 | 10 | 0 | 1 | 43 | 0 | 0 | 101 |
| | CASE.HAND | 1 | 0 | 46 | 23 | 0 | 25 | 0 | 1 | 106 | 0 | 2 | 204 |
| | CASE.TERM | 1 | 0 | 22 | 10 | 0 | 12 | 0 | 1 | 53 | 0 | 1 | 100 |

TABLE 31. CONTINUED

U.S. ATTORNEY CRIMINAL PROGRAM CATEGORY REPORT - FISCAL YEAR ENDED SEPTEMBER 30, 1983

| JUDICIAL DISTRICT | | OFFI.COR 017 | ORG.CRM 020 | 4.C.CRM 032 | MAR/ORG 040 | CIV.RTS 050 | GOV.REG 067 | INT.SEC 070 | LAB.MGT 087 | RECEIVED YR < 78 | | RECEIVED YR > 77 | | TOTAL |
|-------------------|-----------|-----------------|----------------|----------------|----------------|----------------|----------------|----------------|----------------|---------------------|------|---------------------|-------|-------|
| | | | | | | | | | | OTHER OR | BLNK | INVALID OR | BLNK | |
| OHIO NORTH | MATT.HAND | 34 | 5 | 426 | 89 | 25 | 56 | 0 | 21 | 763 | 105 | 48 | 1,572 | |
| | MATT.TERM | 12 | 2 | 222 | 28 | 20 | 40 | 0 | 10 | 392 | 0 | 5 | 731 | |
| | CASE.HAND | 5 | 8 | 210 | 44 | 3 | 29 | 1 | 9 | 492 | 122 | 281 | 1,204 | |
| | CASE.TERM | 3 | 4 | 156 | 28 | 1 | 24 | 1 | 5 | 352 | 58 | 216 | 848 | |
| OHIO SOUTH | MATT.HAND | 20 | 3 | 206 | 51 | 13 | 22 | 1 | 15 | 319 | 8 | 1 | 659 | |
| | MATT.TERM | 10 | 1 | 52 | 15 | 5 | 11 | 1 | 4 | 128 | 7 | 1 | 235 | |
| | CASE.HAND | 5 | 3 | 123 | 44 | 2 | 27 | 0 | 4 | 171 | 1 | 7 | 387 | |
| | CASE.TERM | 4 | 2 | 83 | 19 | 2 | 21 | 0 | 4 | 115 | 1 | 2 | 253 | |
| OKLAHOMA N | MATT.HAND | 16 | 0 | 20 | 9 | 1 | 1 | 0 | 0 | 20 | 0 | 0 | 67 | |
| | MATT.TERM | 1 | 0 | 4 | 4 | 1 | 0 | 0 | 0 | 9 | 0 | 0 | 19 | |
| | CASE.HAND | 8 | 7 | 49 | 48 | 0 | 25 | 0 | 1 | 106 | 0 | 1 | 246 | |
| | CASE.TERM | 7 | 6 | 34 | 15 | 0 | 22 | 0 | 1 | 79 | 0 | 1 | 165 | |
| OKLAHOMA E | MATT.HAND | 21 | 1 | 30 | 5 | 41 | 5 | 0 | 1 | 58 | 0 | 1 | 163 | |
| | MATT.TERM | 3 | 0 | 13 | 4 | 19 | 3 | 1 | 1 | 22 | 0 | 0 | 65 | |
| | CASE.HAND | 40 | 1 | 31 | 29 | 0 | 4 | 1 | 1 | 96 | 0 | 4 | 207 | |
| | CASE.TERM | 25 | 0 | 27 | 22 | 0 | 4 | 0 | 1 | 66 | 0 | 4 | 149 | |
| OKLAHOMA W | MATT.HAND | 68 | 5 | 172 | 21 | 3 | 12 | 0 | 0 | 155 | 0 | 1 | 437 | |
| | MATT.TERM | 15 | 1 | 35 | 1 | 1 | 5 | 0 | 0 | 53 | 0 | 0 | 111 | |
| | CASE.HAND | 138 | 6 | 81 | 66 | 1 | 4 | 0 | 0 | 151 | 0 | 1 | 448 | |
| | CASE.TERM | 96 | 3 | 33 | 28 | 1 | 2 | 0 | 0 | 89 | 0 | 1 | 253 | |
| OREGON | MATT.HAND | 3 | 1 | 166 | 32 | 8 | 10 | 1 | 3 | 435 | 7 | 8 | 674 | |
| | MATT.TERM | 1 | 0 | 13 | 14 | 1 | 4 | 1 | 0 | 201 | 0 | 1 | 236 | |
| | CASE.HAND | 2 | 0 | 147 | 58 | 1 | 10 | 0 | 0 | 271 | 18 | 16 | 523 | |
| | CASE.TERM | 0 | 0 | 53 | 21 | 0 | 4 | 0 | 0 | 82 | 2 | 0 | 162 | |
| PENNSYLVANIA E | MATT.HAND | 58 | 4 | 393 | 178 | 64 | 62 | 0 | 23 | 950 | 1 | 0 | 1,733 | |
| | MATT.TERM | 14 | 1 | 107 | 51 | 30 | 26 | 0 | 6 | 455 | 1 | 0 | 691 | |
| | CASE.HAND | 19 | 0 | 275 | 154 | 5 | 28 | 0 | 9 | 278 | 0 | 0 | 767 | |
| | CASE.TERM | 11 | 0 | 199 | 92 | 3 | 20 | 0 | 7 | 207 | 0 | 0 | 539 | |
| PENNSYLVANIA M | MATT.HAND | 55 | 3 | 236 | 70 | 11 | 16 | 0 | 10 | 448 | 1 | 6 | 856 | |
| | MATT.TERM | 0 | 0 | 0 | 0 | 0 | 0 | 0 | 0 | 3 | 0 | 0 | 3 | |
| | CASE.HAND | 7 | 2 | 67 | 23 | 1 | 0 | 0 | 0 | 131 | 0 | 2 | 233 | |
| | CASE.TERM | 0 | 0 | 0 | 0 | 0 | 0 | 0 | 0 | 2 | 0 | 0 | 2 | |
| PENNSYLVANIA W | MATT.HAND | 29 | 32 | 439 | 97 | 94 | 31 | 0 | 28 | 759 | 0 | 0 | 1,509 | |
| | MATT.TERM | 15 | 14 | 242 | 46 | 71 | 13 | 0 | 10 | 439 | 0 | 0 | 850 | |
| | CASE.HAND | 9 | 8 | 116 | 101 | 0 | 9 | 0 | 2 | 185 | 0 | 0 | 430 | |
| | CASE.TERM | 2 | 6 | 89 | 67 | 0 | 7 | 0 | 2 | 130 | 0 | 0 | 303 | |
| PUERTO RICO | MATT.HAND | 4 | 0 | 110 | 15 | 36 | 22 | 0 | 1 | 161 | 275 | 52 | 676 | |
| | MATT.TERM | 3 | 0 | 17 | 4 | 0 | 3 | 0 | 0 | 36 | 8 | 4 | 75 | |
| | CASE.HAND | 1 | 0 | 40 | 80 | 2 | 29 | 0 | 1 | 256 | 96 | 39 | 544 | |
| | CASE.TERM | 0 | 0 | 20 | 43 | 0 | 23 | 0 | 0 | 193 | 0 | 8 | 287 | |
| RHODE ISLAND | MATT.HAND | 11 | 6 | 55 | 12 | 5 | 16 | 0 | 2 | 50 | 0 | 1 | 158 | |
| | MATT.TERM | 8 | 3 | 23 | 7 | 3 | 9 | 0 | 2 | 26 | 0 | 1 | 82 | |
| | CASE.HAND | 4 | 2 | 71 | 20 | 0 | 13 | 0 | 1 | 53 | 0 | 1 | 165 | |
| | CASE.TERM | 1 | 0 | 38 | 9 | 0 | 12 | 0 | 0 | 38 | 0 | 0 | 98 | |
| S CAROLINA | MATT.HAND | 23 | 4 | 177 | 44 | 47 | 6 | 0 | 5 | 310 | 0 | 10 | 626 | |
| | MATT.TERM | 8 | 1 | 51 | 18 | 21 | 0 | 0 | 3 | 87 | 0 | 3 | 192 | |
| | CASE.HAND | 16 | 0 | 131 | 84 | 1 | 16 | 0 | 1 | 369 | 1 | 14 | 633 | |
| | CASE.TERM | 9 | 0 | 89 | 27 | 1 | 5 | 0 | 1 | 177 | 0 | 9 | 318 | |
| S DAKOTA | MATT.HAND | 3 | 1 | 40 | 3 | 0 | 1 | 0 | 0 | 108 | 1 | 2 | 159 | |
| | MATT.TERM | 0 | 0 | 8 | 2 | 0 | 0 | 0 | 0 | 64 | 1 | 0 | 75 | |
| | CASE.HAND | 0 | 0 | 27 | 5 | 0 | 3 | 1 | 0 | 266 | 0 | 3 | 305 | |
| | CASE.TERM | 0 | 0 | 21 | 3 | 0 | 3 | 1 | 0 | 164 | 0 | 3 | 195 | |
| TENNESSEE E | MATT.HAND | 193 | 1 | 93 | 14 | 15 | 65 | 0 | 3 | 197 | 0 | 32 | 613 | |
| | MATT.TERM | 136 | 0 | 40 | 5 | 2 | 62 | 0 | 3 | 93 | 0 | 9 | 350 | |
| | CASE.HAND | 76 | 1 | 63 | 26 | 0 | 21 | 0 | 1 | 181 | 0 | 3 | 372 | |
| | CASE.TERM | 53 | 0 | 40 | 19 | 0 | 14 | 0 | 1 | 104 | 0 | 2 | 233 | |
| TENNESSEE M | MATT.HAND | 38 | 4 | 176 | 14 | 64 | 43 | 0 | 0 | 212 | 0 | 3 | 554 | |
| | MATT.TERM | 9 | 3 | 54 | 3 | 22 | 11 | 0 | 0 | 101 | 0 | 1 | 204 | |
| | CASE.HAND | 24 | 2 | 168 | 30 | 1 | 35 | 0 | 2 | 154 | 0 | 6 | 422 | |
| | CASE.TERM | 15 | 1 | 100 | 13 | 1 | 23 | 0 | 1 | 95 | 0 | 4 | 253 | |
| TENNESSEE W | MATT.HAND | 36 | 7 | 380 | 28 | 7 | 10 | 4 | 5 | 211 | 2 | 25 | 715 | |
| | MATT.TERM | 10 | 0 | 72 | 12 | 1 | 3 | 0 | 0 | 64 | 0 | 4 | 166 | |
| | CASE.HAND | 5 | 9 | 203 | 51 | 2 | 15 | 0 | 2 | 216 | 1 | 27 | 531 | |
| | CASE.TERM | 2 | 0 | 99 | 17 | 2 | 7 | 0 | 2 | 93 | 0 | 10 | 232 | |
| TEXAS NORTH | MATT.HAND | 21 | 4 | 351 | 111 | 40 | 59 | 0 | 16 | 725 | 41 | 68 | 1,436 | |
| | MATT.TERM | 2 | 0 | 65 | 18 | 17 | 12 | 0 | 3 | 132 | 0 | 4 | 253 | |
| | CASE.HAND | 12 | 16 | 239 | 155 | 1 | 45 | 5 | 6 | 709 | 29 | 60 | 1,277 | |
| | CASE.TERM | 8 | 3 | 110 | 64 | 0 | 16 | 1 | 3 | 328 | 1 | 11 | 545 | |
| TEXAS EAST | MATT.HAND | 20 | 1 | 79 | 12 | 107 | 8 | 0 | 0 | 256 | 0 | 6 | 489 | |
| | MATT.TERM | 9 | 0 | 26 | 6 | 69 | 3 | 0 | 0 | 113 | 0 | 2 | 228 | |
| | CASE.HAND | 21 | 1 | 35 | 20 | 0 | 9 | 0 | 2 | 150 | 0 | 3 | 241 | |
| | CASE.TERM | 9 | 1 | 16 | 7 | 0 | 4 | 0 | 1 | 114 | 0 | 2 | 154 | |
| TEXAS SOUTH | MATT.HAND | 18 | 9 | 195 | 156 | 28 | 19 | 0 | 2 | 815 | 46 | 75 | 1,363 | |
| | MATT.TERM | 5 | 3 | 47 | 42 | 5 | 12 | 0 | 0 | 237 | 4 | 6 | 361 | |
| | CASE.HAND | 6 | 3 | 116 | 547 | 9 | 25 | 1 | 0 | 1,854 | 168 | 74 | 2,804 | |
| | CASE.TERM | 2 | 2 | 61 | 331 | 3 | 14 | 0 | 0 | 1,109 | 21 | 13 | 1,556 | |
| TEXAS WEST | MATT.HAND | 8 | 3 | 194 | 72 | 2 | 13 | 1 | 0 | 369 | 15 | 11 | 688 | |
| | MATT.TERM | 2 | 1 | 55 | 14 | 1 | 1 | 1 | 0 | 102 | 1 | 1 | 179 | |
| | CASE.HAND | 5 | 3 | 171 | 284 | 9 | 14 | 0 | 1 | 940 | 66 | 49 | 1,542 | |
| | CASE.TERM | 3 | 1 | 103 | 130 | 7 | 6 | 0 | 0 | 645 | 4 | 12 | 911 | |

TABLE 31, CONTINUED

U.S. ATTORNEY CRIMINAL PROGRAM CATEGORY REPORT - FISCAL YEAR ENDED SEPTEMBER 30, 1983

| JUDICIAL DISTRICT | | OFFI.COR | DRG.CRM | W.C.CRM | WAR/DRG | CIV.RTS | GOV.REG | INT.SEC | LAB.MGT | RECEIVED | | TOTAL | |
|-------------------|-----------|----------|---------|---------|---------|---------|---------|---------|---------|----------|----------------------------|-------|----------------------------|
| | | 01Z | 020 | 03Z | 040 | 050 | 06Z | 070 | 08Z | OTHER | YR < 78 INVALID OR BLNK | | YR > 77 INVALID OR BLNK |
| UTAH | MATT.HAND | 0 | 0 | 59 | 9 | 0 | 9 | 0 | 0 | 104 | 1 | 1 | 183 |
| | MATT.TERM | 0 | 0 | 23 | 4 | 0 | 5 | 0 | 0 | 42 | 0 | 0 | 74 |
| | CASE.HAND | 0 | 1 | 64 | 23 | 2 | 9 | 0 | 0 | 154 | 0 | 0 | 253 |
| | CASE.TERM | 0 | 0 | 37 | 15 | 1 | 3 | 0 | 0 | 116 | 0 | 0 | 172 |
| VERMONT | MATT.HAND | 4 | 0 | 20 | 13 | 2 | 14 | 0 | 1 | 126 | 0 | 5 | 185 |
| | MATT.TERM | 0 | 0 | 3 | 3 | 1 | 5 | 0 | 0 | 45 | 0 | 3 | 60 |
| | CASE.HAND | 1 | 0 | 7 | 17 | 0 | 14 | 0 | 0 | 72 | 40 | 11 | 162 |
| | CASE.TERM | 1 | 0 | 1 | 7 | 0 | 7 | 0 | 0 | 35 | 11 | 7 | 69 |
| VIRGINIA E | MATT.HAND | 3 | 4 | 103 | 75 | 7 | 7 | 0 | 3 | 682 | 1 | 11 | 896 |
| | MATT.TERM | 1 | 0 | 38 | 43 | 6 | 4 | 0 | 1 | 350 | 0 | 6 | 444 |
| | CASE.HAND | 6 | 10 | 75 | 161 | 0 | 16 | 0 | 1 | 772 | 5 | 13 | 1,060 |
| | CASE.TERM | 4 | 4 | 50 | 96 | 0 | 15 | 0 | 1 | 596 | 2 | 9 | 785 |
| VIRGINIA W | MATT.HAND | 2 | 5 | 55 | 13 | 3 | 6 | 2 | 1 | 354 | 29 | 15 | 485 |
| | MATT.TERM | 0 | 0 | 15 | 1 | 2 | 2 | 2 | 1 | 137 | 0 | 2 | 162 |
| | CASE.HAND | 0 | 1 | 38 | 9 | 0 | 14 | 2 | 1 | 190 | 6 | 4 | 265 |
| | CASE.TERM | 0 | 0 | 21 | 0 | 0 | 8 | 0 | 1 | 88 | 0 | 1 | 119 |
| WASHINGTON E | MATT.HAND | 0 | 0 | 14 | 3 | 0 | 0 | 0 | 2 | 87 | 0 | 2 | 108 |
| | MATT.TERM | 0 | 0 | 8 | 1 | 0 | 0 | 0 | 1 | 45 | 0 | 2 | 57 |
| | CASE.HAND | 2 | 0 | 41 | 29 | 0 | 15 | 0 | 2 | 290 | 1 | 12 | 392 |
| | CASE.TERM | 0 | 0 | 26 | 24 | 0 | 8 | 0 | 1 | 177 | 0 | 5 | 241 |
| WASHINGTON W | MATT.HAND | 28 | 10 | 494 | 167 | 24 | 86 | 0 | 9 | 501 | 5 | 25 | 1,349 |
| | MATT.TERM | 9 | 9 | 147 | 77 | 5 | 42 | 0 | 2 | 246 | 4 | 10 | 551 |
| | CASE.HAND | 7 | 8 | 239 | 111 | 1 | 71 | 0 | 1 | 607 | 30 | 44 | 1,110 |
| | CASE.TERM | 4 | 3 | 171 | 47 | 0 | 38 | 0 | 0 | 359 | 4 | 21 | 647 |
| WEST VIRGINIA N | MATT.HAND | 1 | 3 | 33 | 10 | 7 | 1 | 0 | 1 | 59 | 2 | 55 | 172 |
| | MATT.TERM | 0 | 0 | 6 | 3 | 6 | 0 | 0 | 0 | 25 | 0 | 5 | 45 |
| | CASE.HAND | 1 | 7 | 24 | 44 | 0 | 3 | 0 | 3 | 77 | 5 | 14 | 178 |
| | CASE.TERM | 0 | 5 | 19 | 30 | 0 | 2 | 0 | 3 | 53 | 1 | 1 | 114 |
| WEST VIRGINIA S | MATT.HAND | 17 | 9 | 213 | 56 | 48 | 24 | 1 | 6 | 330 | 0 | 0 | 704 |
| | MATT.TERM | 5 | 3 | 83 | 33 | 21 | 7 | 0 | 1 | 147 | 0 | 0 | 300 |
| | CASE.HAND | 3 | 8 | 77 | 44 | 2 | 12 | 0 | 0 | 153 | 0 | 4 | 303 |
| | CASE.TERM | 2 | 5 | 33 | 16 | 1 | 6 | 0 | 0 | 92 | 0 | 0 | 155 |
| WISCONSIN E | MATT.HAND | 7 | 14 | 103 | 13 | 10 | 8 | 5 | 4 | 309 | 3 | 9 | 486 |
| | MATT.TERM | 3 | 5 | 38 | 6 | 5 | 1 | 5 | 1 | 103 | 3 | 6 | 177 |
| | CASE.HAND | 2 | 8 | 83 | 30 | 0 | 9 | 0 | 2 | 192 | 0 | 15 | 341 |
| | CASE.TERM | 1 | 3 | 54 | 11 | 0 | 6 | 0 | 0 | 113 | 0 | 10 | 198 |
| WISCONSIN W | MATT.HAND | 7 | 1 | 71 | 7 | 8 | 4 | 3 | 3 | 228 | 5 | 0 | 337 |
| | MATT.TERM | 6 | 0 | 28 | 6 | 6 | 2 | 3 | 2 | 139 | 5 | 0 | 197 |
| | CASE.HAND | 2 | 0 | 36 | 9 | 0 | 3 | 3 | 0 | 86 | 10 | 5 | 154 |
| | CASE.TERM | 1 | 0 | 25 | 3 | 0 | 0 | 0 | 0 | 47 | 7 | 5 | 88 |
| WYOMING | MATT.HAND | 4 | 1 | 56 | 17 | 3 | 27 | 0 | 1 | 153 | 0 | 5 | 267 |
| | MATT.TERM | 2 | 1 | 21 | 5 | 1 | 9 | 0 | 0 | 73 | 0 | 4 | 116 |
| | CASE.HAND | 1 | 0 | 30 | 21 | 0 | 6 | 0 | 1 | 97 | 0 | 7 | 163 |
| | CASE.TERM | 0 | 0 | 19 | 6 | 0 | 5 | 0 | 1 | 65 | 0 | 3 | 99 |
| GUAM | MATT.HAND | 0 | 0 | 0 | 0 | 0 | 0 | 0 | 0 | 0 | 0 | 0 | 0 |
| | MATT.TERM | 0 | 0 | 0 | 0 | 0 | 0 | 0 | 0 | 0 | 0 | 0 | 0 |
| | CASE.HAND | 0 | 0 | 3 | 13 | 0 | 0 | 0 | 0 | 13 | 0 | 3 | 32 |
| | CASE.TERM | 0 | 0 | 2 | 6 | 0 | 0 | 0 | 0 | 6 | 0 | 1 | 15 |
| VIRGIN ISLANDS | MATT.HAND | 0 | 0 | 2 | 12 | 0 | 2 | 0 | 0 | 38 | 43 | 10 | 107 |
| | MATT.TERM | 0 | 0 | 0 | 1 | 0 | 0 | 0 | 0 | 8 | 0 | 2 | 11 |
| | CASE.HAND | 8 | 0 | 13 | 66 | 0 | 3 | 0 | 0 | 622 | 20 | 54 | 786 |
| | CASE.TERM | 0 | 0 | 2 | 25 | 0 | 1 | 0 | 0 | 300 | 2 | 16 | 346 |
| TOTAL | MATT.HAND | 1,717 | 726 | 15,732 | 5,600 | 2,700 | 3,550 | 192 | 486 | 39,132 | 1,572 | 1,761 | 73,168 |
| | MATT.TERM | 582 | 196 | 4,449 | 1,778 | 1,176 | 1,822 | 81 | 150 | 17,292 | 414 | 569 | 28,509 |
| | CASE.HAND | 887 | 516 | 9,083 | 9,505 | 104 | 2,573 | 81 | 154 | 28,404 | 2,397 | 2,205 | 55,909 |
| | CASE.TERM | 510 | 198 | 5,523 | 4,294 | 52 | 1,741 | 42 | 95 | 16,066 | 670 | 1,260 | 30,451 |

TABLE 32

U.S. ATTORNEY CIVIL PROGRAM CATEGORY REPORT - FISCAL YEAR ENDED SEPTEMBER 30, 1983

| JUDICIAL DISTRICT | LIT.DEF MOT.CLM 100 | LIT.REC OF MOT 110 | ENFORCE CIV.PRGR 120 | ENFORCE CIV.RTS 130 | JUDGMNT ENFORCE 140 | ANITRIS 150 | FORCLSR 160 | RECEIVED | | TOTAL | |
|-------------------|---------------------------|--------------------------|----------------------------|---------------------------|---------------------------|----------------|----------------|--------------------------|---------------------------------------|-------|---------------------------------------|
| | | | | | | | | HAB.CDR (2255) 170 | RECEIVED YR < 78 OR BLNK 170 | | RECEIVED YR > 77 OR BLNK 170 |
| ALABAMA N | MATT.HAND | 3 | 249 | 57 | 3 | 0 | 0 | 0 | 1 | 1 | 314 |
| | MATT.TERM | 2 | 62 | 21 | 1 | 0 | 0 | 0 | 1 | 1 | 88 |
| | CASE.HAND | 1,383 | 1,537 | 117 | 60 | 1 | 0 | 2 | 96 | 13 | 3,219 |
| | CASE.TERM | 406 | 654 | 53 | 18 | 0 | 0 | 0 | 52 | 0 | 1,186 |
| ALABAMA M | MATT.HAND | 5 | 72 | 2 | 1 | 0 | 0 | 0 | 0 | 3 | 86 |
| | MATT.TERM | 2 | 11 | 0 | 0 | 0 | 0 | 2 | 0 | 0 | 15 |
| | CASE.HAND | 372 | 375 | 29 | 60 | 0 | 2 | 3 | 12 | 1 | 907 |
| | CASE.TERM | 144 | 143 | 15 | 5 | 0 | 1 | 1 | 6 | 0 | 331 |
| ALABAMA S | MATT.HAND | 0 | 8 | 6 | 0 | 194 | 0 | 1 | 0 | 1 | 210 |
| | MATT.TERM | 0 | 0 | 0 | 0 | 38 | 0 | 1 | 0 | 0 | 39 |
| | CASE.HAND | 233 | 207 | 70 | 12 | 275 | 0 | 8 | 18 | 11 | 839 |
| | CASE.TERM | 76 | 23 | 25 | 2 | 171 | 0 | 2 | 6 | 0 | 305 |
| ALASKA | MATT.HAND | 18 | 181 | 53 | 5 | 5 | 1 | 3 | 0 | 8 | 285 |
| | MATT.TERM | 5 | 74 | 19 | 2 | 2 | 0 | 2 | 0 | 2 | 112 |
| | CASE.HAND | 138 | 179 | 595 | 19 | 4 | 1 | 8 | 8 | 25 | 1,052 |
| | CASE.TERM | 43 | 98 | 355 | 9 | 1 | 0 | 0 | 5 | 10 | 552 |
| ARIZONA | MATT.HAND | 16 | 462 | 100 | 3 | 0 | 0 | 38 | 4 | 2 | 645 |
| | MATT.TERM | 4 | 84 | 25 | 0 | 0 | 0 | 7 | 0 | 0 | 124 |
| | CASE.HAND | 351 | 832 | 559 | 26 | 11 | 1 | 165 | 57 | 42 | 2,126 |
| | CASE.TERM | 122 | 332 | 255 | 11 | 9 | 1 | 65 | 25 | 11 | 873 |
| ARKANSAS E | MATT.HAND | 0 | 66 | 22 | 0 | 2 | 0 | 112 | 1 | 1 | 204 |
| | MATT.TERM | 0 | 17 | 6 | 0 | 1 | 0 | 14 | 1 | 1 | 40 |
| | CASE.HAND | 848 | 756 | 171 | 23 | 9 | 0 | 307 | 24 | 0 | 2,138 |
| | CASE.TERM | 149 | 293 | 59 | 5 | 6 | 0 | 132 | 21 | 0 | 665 |
| ARKANSAS M | MATT.HAND | 1 | 20 | 2 | 0 | 0 | 0 | 2 | 0 | 0 | 27 |
| | MATT.TERM | 0 | 9 | 0 | 0 | 0 | 0 | 0 | 0 | 1 | 10 |
| | CASE.HAND | 403 | 397 | 143 | 4 | 1 | 0 | 110 | 6 | 1 | 1,101 |
| | CASE.TERM | 67 | 198 | 61 | 2 | 1 | 0 | 52 | 4 | 0 | 403 |
| CALIF N | MATT.HAND | 61 | 1,890 | 372 | 4 | 0 | 0 | 0 | 10 | 121 | 2,688 |
| | MATT.TERM | 21 | 259 | 99 | 3 | 0 | 0 | 0 | 2 | 22 | 447 |
| | CASE.HAND | 943 | 1,675 | 1,006 | 123 | 4 | 0 | 0 | 31 | 550 | 4,672 |
| | CASE.TERM | 426 | 1,176 | 348 | 46 | 3 | 0 | 0 | 22 | 258 | 2,539 |
| CALIF C | MATT.HAND | 6 | 4,752 | 126 | 0 | 0 | 0 | 0 | 16 | 42 | 4,996 |
| | MATT.TERM | 2 | 492 | 18 | 0 | 0 | 0 | 0 | 1 | 12 | 538 |
| | CASE.HAND | 939 | 699 | 2,444 | 3 | 1 | 23 | 2 | 212 | 151 | 4,501 |
| | CASE.TERM | 263 | 170 | 819 | 2 | 0 | 16 | 0 | 85 | 32 | 1,393 |
| CALIF E | MATT.HAND | 52 | 1,306 | 35 | 9 | 0 | 0 | 0 | 0 | 34 | 1,445 |
| | MATT.TERM | 20 | 951 | 6 | 1 | 0 | 0 | 0 | 0 | 2 | 985 |
| | CASE.HAND | 974 | 687 | 558 | 59 | 8 | 1 | 8 | 14 | 62 | 2,484 |
| | CASE.TERM | 179 | 242 | 93 | 16 | 6 | 1 | 2 | 7 | 0 | 574 |
| CALIF S | MATT.HAND | 15 | 121 | 168 | 0 | 2 | 0 | 1 | 0 | 0 | 309 |
| | MATT.TERM | 4 | 20 | 49 | 0 | 0 | 0 | 0 | 0 | 0 | 74 |
| | CASE.HAND | 226 | 50 | 727 | 6 | 0 | 0 | 0 | 7 | 0 | 1,030 |
| | CASE.TERM | 62 | 18 | 232 | 1 | 0 | 0 | 0 | 2 | 0 | 326 |
| COLORADO | MATT.HAND | 61 | 1,913 | 211 | 2 | 6 | 0 | 1 | 1 | 36 | 2,361 |
| | MATT.TERM | 17 | 740 | 70 | 0 | 4 | 0 | 0 | 0 | 16 | 925 |
| | CASE.HAND | 448 | 557 | 499 | 91 | 4 | 0 | 1 | 73 | 85 | 1,837 |
| | CASE.TERM | 150 | 361 | 241 | 33 | 3 | 0 | 1 | 21 | 22 | 862 |
| CONNECTICUT | MATT.HAND | 16 | 297 | 258 | 6 | 1 | 0 | 58 | 5 | 1 | 657 |
| | MATT.TERM | 4 | 61 | 90 | 0 | 0 | 0 | 6 | 0 | 1 | 167 |
| | CASE.HAND | 736 | 278 | 596 | 20 | 1 | 0 | 1,220 | 214 | 26 | 3,119 |
| | CASE.TERM | 158 | 91 | 259 | 4 | 0 | 0 | 518 | 89 | 16 | 1,147 |
| DELAWARE | MATT.HAND | 3 | 14 | 15 | 2 | 0 | 0 | 21 | 0 | 0 | 56 |
| | MATT.TERM | 1 | 5 | 7 | 1 | 0 | 0 | 3 | 0 | 0 | 17 |
| | CASE.HAND | 129 | 85 | 150 | 4 | 0 | 0 | 55 | 5 | 2 | 435 |
| | CASE.TERM | 50 | 59 | 96 | 2 | 0 | 0 | 33 | 3 | 1 | 246 |
| DIST OF COLUMBIA | MATT.HAND | 46 | 670 | 89 | 3 | 0 | 0 | 1 | 0 | 39 | 873 |
| | MATT.TERM | 8 | 67 | 24 | 0 | 0 | 0 | 0 | 0 | 0 | 100 |
| | CASE.HAND | 641 | 599 | 2,546 | 461 | 33 | 2 | 4 | 0 | 420 | 4,837 |
| | CASE.TERM | 240 | 127 | 926 | 165 | 5 | 2 | 3 | 0 | 45 | 1,549 |
| FLORIDA N | MATT.HAND | 0 | 247 | 9 | 1 | 14 | 0 | 144 | 0 | 0 | 426 |
| | MATT.TERM | 0 | 70 | 1 | 0 | 7 | 0 | 5 | 0 | 0 | 86 |
| | CASE.HAND | 354 | 368 | 70 | 11 | 14 | 0 | 84 | 107 | 16 | 1,082 |
| | CASE.TERM | 157 | 160 | 35 | 3 | 10 | 0 | 42 | 57 | 11 | 495 |
| FLORIDA M | MATT.HAND | 56 | 834 | 47 | 7 | 4 | 0 | 377 | 4 | 16 | 1,386 |
| | MATT.TERM | 19 | 158 | 14 | 5 | 4 | 0 | 46 | 2 | 11 | 272 |
| | CASE.HAND | 1,002 | 1,179 | 268 | 38 | 15 | 2 | 1,094 | 53 | 68 | 3,855 |
| | CASE.TERM | 346 | 610 | 149 | 13 | 11 | 1 | 479 | 25 | 44 | 1,748 |
| FLORIDA S | MATT.HAND | 124 | 2,283 | 526 | 39 | 401 | 0 | 156 | 7 | 41 | 3,597 |
| | MATT.TERM | 51 | 268 | 185 | 2 | 37 | 0 | 19 | 1 | 30 | 597 |
| | CASE.HAND | 2,537 | 571 | 1,341 | 50 | 64 | 0 | 117 | 196 | 62 | 4,970 |
| | CASE.TERM | 737 | 188 | 631 | 16 | 25 | 0 | 46 | 99 | 39 | 1,793 |
| GEORGIA N | MATT.HAND | 14 | 713 | 94 | 6 | 2 | 0 | 4 | 1 | 0 | 840 |
| | MATT.TERM | 3 | 117 | 41 | 4 | 1 | 0 | 0 | 0 | 0 | 168 |
| | CASE.HAND | 757 | 821 | 459 | 64 | 4 | 0 | 9 | 89 | 0 | 2,227 |
| | CASE.TERM | 190 | 186 | 190 | 25 | 3 | 0 | 8 | 38 | 0 | 645 |
| GEORGIA M | MATT.HAND | 1 | 236 | 33 | 1 | 0 | 0 | 25 | 1 | 0 | 300 |
| | MATT.TERM | 0 | 48 | 16 | 0 | 0 | 0 | 0 | 0 | 0 | 64 |
| | CASE.HAND | 386 | 264 | 194 | 6 | 0 | 0 | 57 | 21 | 0 | 941 |
| | CASE.TERM | 116 | 129 | 60 | 1 | 0 | 0 | 33 | 8 | 0 | 352 |

TABLE 32. CONTINUED
 U.S. ATTORNEY CIVIL PROGRAM CATEGORY REPORT - FISCAL YEAR ENDED SEPTEMBER 30, 1983

| JUDICIAL DISTRICT | | LIT.DEF | LIT.REC | ENFORCE | ENFORCE | JUDGMENT | ANTI TRS | FORCLSR | HAB.COR | RECEIVED | RECEIVED | TOTAL |
|-------------------|-----------|----------------|---------------|----------------|----------------|----------------|----------|---------|---------------|--------------------|-------------------------------|-------|
| | | MOT.CLM 100 | OF MOT 110 | CIV.PRG 120 | CIV.RTS 130 | ENFORCE 140 | 15C | 160 | (2255) 170 | YR < 78 OR BLNK | YR > 77 INVALID OR BLNK | |
| GEORGIA S | MATT.HAND | 4 | 151 | 23 | 1 | 34 | 0 | 10 | 0 | 0 | 1 | 224 |
| | MATT.TERM | 4 | 27 | 10 | 0 | 1 | 0 | 2 | 0 | 0 | 0 | 44 |
| | CASE.HAND | 405 | 371 | 129 | 14 | 20 | 0 | 48 | 7 | 1 | 4 | 999 |
| | CASE.TERM | 139 | 136 | 77 | 6 | 7 | 0 | 29 | 5 | 0 | 2 | 401 |
| HAWAII | MATT.HAND | 5 | 208 | 33 | 2 | 5 | 0 | 2 | 0 | 0 | 18 | 273 |
| | MATT.TERM | 1 | 22 | 6 | 0 | 0 | 0 | 0 | 0 | 0 | 5 | 34 |
| | CASE.HAND | 205 | 455 | 395 | 20 | 12 | 0 | 23 | 12 | 45 | 24 | 1,191 |
| | CASE.TERM | 40 | 144 | 133 | 8 | 3 | 0 | 6 | 5 | 13 | 7 | 359 |
| IDAHO | MATT.HAND | 6 | 228 | 43 | 0 | 3 | 0 | 33 | 2 | 0 | 2 | 317 |
| | MATT.TERM | 2 | 60 | 13 | 0 | 3 | 0 | 11 | 1 | 0 | 1 | 91 |
| | CASE.HAND | 151 | 234 | 379 | 2 | 15 | 1 | 180 | 2 | 0 | 19 | 983 |
| | CASE.TERM | 42 | 107 | 154 | 0 | 12 | 0 | 60 | 2 | 0 | 7 | 394 |
| ILLINOIS N | MATT.HAND | 14 | 1,509 | 140 | 40 | 104 | 0 | 17 | 0 | 15 | 795 | 2,634 |
| | MATT.TERM | 4 | 524 | 46 | 30 | 23 | 0 | 2 | 0 | 6 | 330 | 965 |
| | CASE.HAND | 1,177 | 2,358 | 1,133 | 107 | 127 | 2 | 647 | 130 | 340 | 414 | 6,435 |
| | CASE.TERM | 451 | 744 | 559 | 43 | 72 | 1 | 131 | 82 | 158 | 201 | 2,442 |
| ILLINOIS S | MATT.HAND | 40 | 395 | 19 | 0 | 0 | 3 | 36 | 3 | 3 | 16 | 515 |
| | MATT.TERM | 11 | 115 | 3 | 0 | 0 | 0 | 10 | 1 | 0 | 3 | 143 |
| | CASE.HAND | 366 | 188 | 102 | 9 | 0 | 0 | 286 | 296 | 26 | 49 | 1,322 |
| | CASE.TERM | 170 | 103 | 52 | 7 | 0 | 0 | 71 | 200 | 14 | 30 | 647 |
| ILLINOIS C | MATT.HAND | 2 | 173 | 27 | 1 | 0 | 0 | 22 | 0 | 3 | 5 | 233 |
| | MATT.TERM | 2 | 72 | 5 | 0 | 0 | 0 | 6 | 0 | 2 | 3 | 90 |
| | CASE.HAND | 227 | 821 | 88 | 8 | 2 | 0 | 182 | 6 | 8 | 34 | 1,376 |
| | CASE.TERM | 73 | 423 | 49 | 3 | 2 | 0 | 72 | 2 | 4 | 18 | 646 |
| INDIANA N | MATT.HAND | 4 | 50 | 10 | 1 | 0 | 0 | 6 | 0 | 0 | 3 | 74 |
| | MATT.TERM | 1 | 23 | 4 | 0 | 0 | 0 | 1 | 0 | 0 | 0 | 29 |
| | CASE.HAND | 419 | 910 | 333 | 33 | 20 | 2 | 237 | 46 | 0 | 30 | 2,030 |
| | CASE.TERM | 128 | 389 | 138 | 11 | 11 | 1 | 117 | 21 | 0 | 16 | 832 |
| INDIANA S | MATT.HAND | 8 | 366 | 83 | 1 | 0 | 0 | 71 | 3 | 2 | 3 | 537 |
| | MATT.TERM | 2 | 97 | 25 | 0 | 0 | 0 | 2 | 2 | 2 | 0 | 130 |
| | CASE.HAND | 412 | 372 | 200 | 8 | 1 | 0 | 800 | 129 | 38 | 18 | 1,978 |
| | CASE.TERM | 84 | 174 | 61 | 1 | 0 | 0 | 393 | 49 | 11 | 5 | 778 |
| IOWA NORTH | MATT.HAND | 8 | 109 | 4 | 0 | 0 | 0 | 4 | 0 | 3 | 19 | 147 |
| | MATT.TERM | 4 | 61 | 0 | 0 | 0 | 0 | 2 | 0 | 1 | 8 | 76 |
| | CASE.HAND | 133 | 509 | 229 | 2 | 10 | 0 | 217 | 7 | 11 | 118 | 1,236 |
| | CASE.TERM | 46 | 262 | 181 | 0 | 8 | 0 | 127 | 4 | 5 | 73 | 706 |
| IOWA SOUTH | MATT.HAND | 1 | 42 | 10 | 0 | 0 | 0 | 8 | 0 | 0 | 0 | 61 |
| | MATT.TERM | 1 | 22 | 4 | 0 | 0 | 0 | 3 | 0 | 0 | 0 | 30 |
| | CASE.HAND | 204 | 366 | 144 | 1 | 0 | 0 | 191 | 18 | 0 | 1 | 925 |
| | CASE.TERM | 75 | 192 | 81 | 0 | 0 | 0 | 67 | 8 | 0 | 0 | 423 |
| KANSAS | MATT.HAND | 2 | 97 | 15 | 0 | 0 | 0 | 4 | 0 | 0 | 1 | 119 |
| | MATT.TERM | 0 | 42 | 6 | 0 | 0 | 0 | 0 | 0 | 0 | 1 | 49 |
| | CASE.HAND | 850 | 909 | 213 | 16 | 3 | 0 | 317 | 221 | 0 | 23 | 2,552 |
| | CASE.TERM | 391 | 416 | 110 | 4 | 1 | 0 | 127 | 169 | 0 | 6 | 1,224 |
| KENTUCKY E | MATT.HAND | 5 | 385 | 2,064 | 0 | 5 | 0 | 4 | 0 | 12 | 112 | 2,587 |
| | MATT.TERM | 1 | 28 | 619 | 0 | 0 | 0 | 1 | 0 | 1 | 6 | 656 |
| | CASE.HAND | 2,626 | 1,079 | 397 | 3 | 2 | 0 | 13 | 330 | 21 | 428 | 4,899 |
| | CASE.TERM | 638 | 323 | 127 | 0 | 0 | 0 | 5 | 89 | 0 | 97 | 1,279 |
| KENTUCKY W | MATT.HAND | 13 | 233 | 67 | 2 | 1 | 0 | 29 | 0 | 2 | 0 | 347 |
| | MATT.TERM | 5 | 63 | 21 | 0 | 0 | 0 | 4 | 0 | 0 | 0 | 93 |
| | CASE.HAND | 796 | 713 | 741 | 21 | 5 | 3 | 93 | 0 | 2 | 10 | 2,384 |
| | CASE.TERM | 249 | 263 | 225 | 10 | 2 | 2 | 50 | 0 | 1 | 2 | 804 |
| LOUISIANA E | MATT.HAND | 15 | 276 | 59 | 1 | 0 | 0 | 95 | 0 | 24 | 18 | 488 |
| | MATT.TERM | 2 | 21 | 2 | 0 | 0 | 0 | 2 | 0 | 1 | 2 | 30 |
| | CASE.HAND | 218 | 295 | 580 | 15 | 0 | 0 | 75 | 6 | 77 | 47 | 1,313 |
| | CASE.TERM | 56 | 111 | 132 | 3 | 0 | 0 | 24 | 2 | 11 | 19 | 358 |
| LOUISIANA M | MATT.HAND | 1 | 12 | 3 | 0 | 1 | 0 | 5 | 0 | 13 | 94 | 129 |
| | MATT.TERM | 0 | 3 | 0 | 0 | 0 | 0 | 0 | 0 | 12 | 46 | 61 |
| | CASE.HAND | 43 | 80 | 16 | 3 | 0 | 0 | 9 | 1 | 86 | 331 | 569 |
| | CASE.TERM | 6 | 34 | 7 | 1 | 0 | 0 | 0 | 0 | 74 | 232 | 354 |
| LOUISIANA W | MATT.HAND | 8 | 99 | 61 | 4 | 9 | 0 | 179 | 1 | 0 | 1 | 362 |
| | MATT.TERM | 1 | 9 | 7 | 0 | 3 | 0 | 5 | 1 | 0 | 0 | 26 |
| | CASE.HAND | 683 | 612 | 137 | 15 | 11 | 0 | 334 | 21 | 24 | 7 | 1,844 |
| | CASE.TERM | 124 | 143 | 34 | 2 | 7 | 0 | 177 | 10 | 0 | 0 | 497 |
| MAINE | MATT.HAND | 2 | 44 | 5 | 0 | 1 | 0 | 1 | 0 | 0 | 3 | 56 |
| | MATT.TERM | 0 | 9 | 1 | 0 | 0 | 0 | 1 | 0 | 0 | 0 | 11 |
| | CASE.HAND | 332 | 448 | 66 | 6 | 9 | 0 | 189 | 2 | 3 | 23 | 1,078 |
| | CASE.TERM | 46 | 125 | 13 | 0 | 1 | 0 | 39 | 0 | 1 | 6 | 231 |
| MARYLAND | MATT.HAND | 44 | 1,500 | 488 | 17 | 142 | 0 | 135 | 10 | 79 | 47 | 2,462 |
| | MATT.TERM | 11 | 809 | 241 | 2 | 38 | 0 | 37 | 3 | 14 | 30 | 1,195 |
| | CASE.HAND | 702 | 722 | 454 | 41 | 18 | 0 | 46 | 60 | 226 | 50 | 2,319 |
| | CASE.TERM | 228 | 127 | 145 | 10 | 1 | 0 | 26 | 23 | 8 | 7 | 575 |
| MASSACHUSETTS | MATT.HAND | 12 | 985 | 276 | 1 | 1 | 0 | 47 | 1 | 29 | 225 | 1,577 |
| | MATT.TERM | 1 | 96 | 59 | 1 | 1 | 0 | 7 | 1 | 1 | 14 | 181 |
| | CASE.HAND | 1,475 | 417 | 969 | 50 | 7 | 0 | 51 | 9 | 62 | 999 | 3,639 |
| | CASE.TERM | 164 | 159 | 221 | 12 | 3 | 0 | 25 | 2 | 15 | 64 | 665 |
| MICHIGAN E | MATT.HAND | 5 | 1,305 | 84 | 2 | 1 | 0 | 4 | 1 | 5 | 13 | 1,420 |
| | MATT.TERM | 2 | 418 | 15 | 0 | 0 | 0 | 0 | 0 | 1 | 4 | 440 |
| | CASE.HAND | 3,521 | 851 | 766 | 132 | 1 | 2 | 127 | 155 | 12 | 76 | 5,643 |
| | CASE.TERM | 1,227 | 341 | 327 | 58 | 0 | 0 | 42 | 78 | 2 | 19 | 2,094 |

TABLE 32. CONTINUED

U.S. ATTORNEY CIVIL PROGRAM CATEGORY REPORT - FISCAL YEAR ENDED SEPTEMBER 30, 1983

| JUDICIAL DISTRICT | LIT.DEF MOT.CLM 100 | LIT.REC OF MOT 110 | ENFORCE DIV.PRG 120 | ENFORCE CIV.RTS 130 | JUDGMNT ENFRCE 140 | ANITRS 150 | FORCLSR 160 | RECEIVD RECEIVD | | | TOTAL | |
|-------------------|---------------------------|--------------------------|---------------------------|---------------------------|--------------------------|---------------|----------------|--------------------------|---------------------------|---------------------------|-------|--------|
| | | | | | | | | HAB.COR (2255) 170 | YR < 78 OR BLNK 170 | YR > 77 OR BLNK 170 | | |
| MICHIGAN W | MATT.HAND | 3 | 361 | 30 | 0 | 0 | 0 | 0 | 0 | 7 | 27 | 428 |
| | MATT.TERM | 0 | 123 | 4 | 0 | 0 | 0 | 0 | 0 | 4 | 6 | 137 |
| | CASE.HAND | 927 | 855 | 359 | 30 | 0 | 3 | 95 | 22 | 101 | 48 | 2,440 |
| | CASE.TERM | 201 | 338 | 129 | 25 | 0 | 2 | 29 | 4 | 37 | 25 | 789 |
| MINNESOTA | MATT.HAND | 17 | 474 | 123 | 2 | 0 | 0 | 12 | 1 | 1 | 11 | 641 |
| | MATT.TERM | 4 | 297 | 38 | 0 | 0 | 0 | 6 | 1 | 0 | 8 | 354 |
| | CASE.HAND | 791 | 1,615 | 442 | 5 | 0 | 0 | 28 | 98 | 5 | 58 | 3,042 |
| | CASE.TERM | 234 | 1,058 | 213 | 1 | 0 | 0 | 10 | 42 | 2 | 32 | 1,592 |
| MISSISSIPPI N | MATT.HAND | 0 | 54 | 3 | 0 | 0 | 0 | 0 | 0 | 0 | 2 | 59 |
| | MATT.TERM | 0 | 5 | 2 | 0 | 0 | 0 | 0 | 0 | 0 | 0 | 7 |
| | CASE.HAND | 255 | 216 | 203 | 15 | 54 | 0 | 9 | 16 | 0 | 31 | 798 |
| | CASE.TERM | 46 | 104 | 79 | 3 | 17 | 0 | 2 | 6 | 0 | 6 | 263 |
| MISSISSIPPI S | MATT.HAND | 0 | 141 | 11 | 0 | 0 | 0 | 0 | 0 | 1 | 16 | 169 |
| | MATT.TERM | 0 | 6 | 4 | 0 | 0 | 0 | 0 | 0 | 0 | 3 | 13 |
| | CASE.HAND | 387 | 511 | 224 | 19 | 0 | 1 | 1 | 50 | 10 | 162 | 1,365 |
| | CASE.TERM | 100 | 139 | 69 | 3 | 0 | 1 | 0 | 45 | 2 | 51 | 410 |
| MISSOURI E | MATT.HAND | 0 | 131 | 8 | 1 | 0 | 0 | 0 | 0 | 0 | 7 | 147 |
| | MATT.TERM | 0 | 12 | 1 | 0 | 0 | 0 | 0 | 0 | 0 | 3 | 16 |
| | CASE.HAND | 418 | 112 | 145 | 13 | 1 | 0 | 0 | 35 | 1 | 49 | 774 |
| | CASE.TERM | 143 | 51 | 75 | 4 | 0 | 0 | 0 | 21 | 1 | 9 | 304 |
| MISSOURI W | MATT.HAND | 4 | 84 | 44 | 0 | 0 | 0 | 0 | 0 | 0 | 1 | 133 |
| | MATT.TERM | 2 | 19 | 13 | 0 | 0 | 0 | 0 | 0 | 0 | 0 | 34 |
| | CASE.HAND | 336 | 652 | 693 | 51 | 0 | 1 | 0 | 393 | 0 | 63 | 2,189 |
| | CASE.TERM | 173 | 286 | 253 | 32 | 0 | 1 | 0 | 321 | 0 | 20 | 1,086 |
| MONTANA | MATT.HAND | 0 | 70 | 3 | 0 | 0 | 0 | 9 | 0 | 0 | 6 | 87 |
| | MATT.TERM | 0 | 24 | 0 | 0 | 0 | 0 | 0 | 0 | 0 | 3 | 27 |
| | CASE.HAND | 198 | 140 | 211 | 2 | 0 | 0 | 25 | 3 | 0 | 22 | 601 |
| | CASE.TERM | 46 | 83 | 78 | 0 | 0 | 0 | 9 | 2 | 0 | 10 | 227 |
| NEBRASKA | MATT.HAND | 3 | 149 | 16 | 3 | 0 | 0 | 35 | 0 | 0 | 4 | 210 |
| | MATT.TERM | 2 | 75 | 1 | 2 | 0 | 0 | 7 | 0 | 0 | 3 | 90 |
| | CASE.HAND | 266 | 189 | 277 | 14 | 1 | 2 | 649 | 7 | 0 | 4 | 1,409 |
| | CASE.TERM | 80 | 116 | 202 | 3 | 1 | 2 | 231 | 6 | 0 | 2 | 643 |
| NEVADA | MATT.HAND | 1 | 375 | 2 | 0 | 0 | 0 | 0 | 0 | 0 | 83 | 461 |
| | MATT.TERM | 1 | 199 | 0 | 0 | 0 | 0 | 0 | 0 | 0 | 23 | 223 |
| | CASE.HAND | 79 | 43 | 106 | 7 | 0 | 0 | 0 | 5 | 18 | 164 | 422 |
| | CASE.TERM | 15 | 11 | 33 | 2 | 0 | 0 | 0 | 3 | 0 | 24 | 88 |
| NEW HAMPSHIRE | MATT.HAND | 2 | 71 | 15 | 0 | 0 | 0 | 0 | 0 | 0 | 24 | 112 |
| | MATT.TERM | 0 | 19 | 5 | 0 | 0 | 0 | 0 | 0 | 0 | 3 | 27 |
| | CASE.HAND | 177 | 53 | 51 | 4 | 0 | 0 | 0 | 2 | 1 | 18 | 306 |
| | CASE.TERM | 80 | 17 | 21 | 3 | 0 | 0 | 0 | 2 | 0 | 11 | 134 |
| NEW JERSEY | MATT.HAND | 32 | 496 | 350 | 16 | 0 | 0 | 653 | 0 | 0 | 0 | 1,547 |
| | MATT.TERM | 8 | 78 | 78 | 5 | 0 | 0 | 90 | 0 | 0 | 0 | 259 |
| | CASE.HAND | 1,343 | 403 | 789 | 43 | 1 | 1 | 3,045 | 2 | 0 | 0 | 5,677 |
| | CASE.TERM | 425 | 119 | 303 | 7 | 1 | 0 | 101 | 1 | 0 | 0 | 957 |
| NEW MEXICO | MATT.HAND | 11 | 164 | 60 | 2 | 0 | 0 | 22 | 0 | 1 | 9 | 269 |
| | MATT.TERM | 9 | 43 | 26 | 0 | 0 | 0 | 2 | 0 | 1 | 3 | 84 |
| | CASE.HAND | 144 | 695 | 424 | 6 | 2 | 0 | 79 | 15 | 5 | 10 | 1,380 |
| | CASE.TERM | 61 | 213 | 125 | 1 | 2 | 0 | 22 | 7 | 3 | 5 | 439 |
| NEW YORK N | MATT.HAND | 13 | 221 | 162 | 4 | 1 | 0 | 16 | 3 | 0 | 1 | 421 |
| | MATT.TERM | 4 | 57 | 55 | 0 | 0 | 0 | 3 | 0 | 0 | 1 | 120 |
| | CASE.HAND | 954 | 733 | 354 | 11 | 2 | 3 | 66 | 70 | 29 | 19 | 2,241 |
| | CASE.TERM | 256 | 278 | 217 | 1 | 1 | 2 | 26 | 20 | 12 | 5 | 818 |
| NEW YORK E | MATT.HAND | 36 | 2,962 | 267 | 11 | 120 | 0 | 218 | 18 | 81 | 36 | 3,749 |
| | MATT.TERM | 6 | 172 | 66 | 3 | 23 | 0 | 3 | 6 | 18 | 1 | 298 |
| | CASE.HAND | 2,951 | 1,801 | 657 | 67 | 366 | 1 | 2,972 | 158 | 1,563 | 250 | 10,786 |
| | CASE.TERM | 591 | 339 | 198 | 14 | 233 | 0 | 358 | 53 | 322 | 75 | 2,183 |
| NEW YORK S | MATT.HAND | 18 | 604 | 480 | 25 | 6 | 0 | 33 | 8 | 185 | 7 | 1,366 |
| | MATT.TERM | 10 | 286 | 141 | 14 | 5 | 0 | 5 | 6 | 159 | 5 | 631 |
| | CASE.HAND | 576 | 509 | 3,315 | 85 | 15 | 0 | 1,115 | 196 | 703 | 52 | 6,566 |
| | CASE.TERM | 227 | 228 | 1,173 | 34 | 15 | 0 | 249 | 97 | 665 | 38 | 2,726 |
| NEW YORK W | MATT.HAND | 0 | 151 | 117 | 2 | 2 | 0 | 38 | 0 | 3 | 4 | 317 |
| | MATT.TERM | 0 | 52 | 95 | 1 | 1 | 0 | 7 | 0 | 1 | 4 | 161 |
| | CASE.HAND | 592 | 1,042 | 269 | 24 | 49 | 0 | 64 | 11 | 17 | 33 | 2,101 |
| | CASE.TERM | 177 | 542 | 143 | 10 | 23 | 0 | 31 | 4 | 11 | 21 | 962 |
| N CAROLINA E | MATT.HAND | 6 | 80 | 18 | 2 | 0 | 0 | 10 | 1 | 0 | 1 | 118 |
| | MATT.TERM | 2 | 10 | 11 | 1 | 0 | 0 | 5 | 0 | 0 | 0 | 29 |
| | CASE.HAND | 458 | 563 | 296 | 27 | 3 | 1 | 39 | 59 | 2 | 88 | 1,536 |
| | CASE.TERM | 119 | 270 | 133 | 12 | 2 | 0 | 22 | 18 | 0 | 35 | 611 |
| N CAROLINA M | MATT.HAND | 0 | 194 | 1 | 0 | 0 | 0 | 2 | 0 | 0 | 14 | 211 |
| | MATT.TERM | 0 | 73 | 0 | 0 | 0 | 0 | 0 | 0 | 0 | 3 | 76 |
| | CASE.HAND | 170 | 390 | 107 | 4 | 1 | 0 | 5 | 14 | 4 | 33 | 728 |
| | CASE.TERM | 53 | 231 | 60 | 1 | 0 | 0 | 4 | 5 | 4 | 10 | 368 |
| N CAROLINA W | MATT.HAND | 2 | 365 | 27 | 0 | 0 | 0 | 0 | 1 | 0 | 9 | 404 |
| | MATT.TERM | 1 | 114 | 10 | 0 | 0 | 0 | 0 | 0 | 0 | 4 | 129 |
| | CASE.HAND | 261 | 256 | 198 | 9 | 1 | 3 | 1 | 35 | 1 | 18 | 783 |
| | CASE.TERM | 44 | 147 | 118 | 6 | 0 | 2 | 0 | 22 | 1 | 8 | 348 |
| NORTH DAKOTA | MATT.HAND | 13 | 174 | 15 | 1 | 0 | 0 | 4 | 0 | 2 | 5 | 214 |
| | MATT.TERM | 5 | 27 | 2 | 0 | 0 | 0 | 0 | 0 | 0 | 1 | 35 |
| | CASE.HAND | 319 | 302 | 61 | 10 | 1 | 1 | 11 | 1 | 12 | 13 | 731 |
| | CASE.TERM | 151 | 65 | 31 | 5 | 0 | 0 | 7 | 1 | 0 | 4 | 264 |

TABLE 32. CONTINUED

U.S. ATTORNEY CIVIL PROGRAM CATEGORY REPORT - FISCAL YEAR ENDED SEPTEMBER 30, 1983

| JUDICIAL DISTRICT | | LIT.DEF | LIT.REC | ENFORCE | ENFORCE | JUDGMNT | ANTITRS | FORCLSR | HAB.COR | RECEIVD | RECEIVD | TOTAL |
|-------------------|-----------|---------|---------|---------|---------|---------|---------|---------|---------|---------|---------|-------|
| | | MDT.CLM | DF MDT | CIV.PRG | CIV.RTS | ENFORCE | 150 | 160 | (2255) | YR < 78 | YR > 77 | |
| | | 100 | 110 | 120 | 130 | 140 | | | 170 | DR BLNK | DR BLNK | |
| OHIO NORTH | MATT.HAND | 16 | 348 | 106 | 1 | 0 | 0 | 126 | 0 | 88 | 459 | 1,144 |
| | MATT.TERM | 3 | 59 | 13 | 1 | 0 | 0 | 11 | 0 | 58 | 42 | 187 |
| | CASE.HAND | 725 | 1,810 | 1,912 | 54 | 15 | 1 | 1,735 | 35 | 759 | 1,348 | 8,394 |
| | CASE.TERM | 53 | 223 | 386 | 12 | 0 | 0 | 379 | 6 | 3 | 292 | 1,354 |
| OHIO SOUTH | MATT.HAND | 5 | 343 | 59 | 0 | 0 | 0 | 137 | 1 | 1 | 11 | 557 |
| | MATT.TERM | 3 | 98 | 24 | 0 | 0 | 0 | 18 | 1 | 0 | 4 | 148 |
| | CASE.HAND | 2,273 | 387 | 662 | 23 | 1 | 0 | 2,268 | 41 | 37 | 60 | 5,752 |
| | CASE.TERM | 600 | 235 | 338 | 8 | 1 | 0 | 874 | 25 | 3 | 15 | 2,099 |
| OKLAHOMA N | MATT.HAND | 0 | 18 | 8 | 0 | 0 | 0 | 18 | 0 | 0 | 1 | 45 |
| | MATT.TERM | 0 | 10 | 5 | 0 | 0 | 0 | 15 | 0 | 0 | 0 | 30 |
| | CASE.HAND | 104 | 625 | 174 | 5 | 0 | 1 | 165 | 13 | 2 | 62 | 1,151 |
| | CASE.TERM | 38 | 383 | 80 | 4 | 0 | 1 | 102 | 7 | 0 | 23 | 638 |
| OKLAHOMA E | MATT.HAND | 0 | 64 | 31 | 0 | 0 | 0 | 156 | 0 | 0 | 3 | 254 |
| | MATT.TERM | 0 | 26 | 3 | 0 | 0 | 0 | 23 | 0 | 0 | 2 | 54 |
| | CASE.HAND | 138 | 87 | 84 | 1 | 3 | 0 | 204 | 12 | 0 | 15 | 544 |
| | CASE.TERM | 59 | 44 | 14 | 1 | 2 | 0 | 59 | 11 | 0 | 7 | 197 |
| OKLAHOMA W | MATT.HAND | 6 | 57 | 45 | 3 | 4 | 0 | 101 | 3 | 0 | 6 | 225 |
| | MATT.TERM | 1 | 16 | 5 | 0 | 2 | 0 | 22 | 0 | 0 | 0 | 46 |
| | CASE.HAND | 424 | 155 | 340 | 12 | 7 | 0 | 207 | 69 | 0 | 3 | 1,217 |
| | CASE.TERM | 139 | 35 | 153 | 5 | 4 | 0 | 111 | 46 | 0 | 0 | 493 |
| OREGON | MATT.HAND | 8 | 1,096 | 29 | 2 | 2 | 0 | 18 | 2 | 20 | 18 | 1,195 |
| | MATT.TERM | 1 | 47 | 4 | 0 | 0 | 0 | 0 | 0 | 1 | 1 | 54 |
| | CASE.HAND | 951 | 387 | 209 | 20 | 2 | 0 | 1,354 | 57 | 69 | 34 | 3,083 |
| | CASE.TERM | 107 | 61 | 32 | 2 | 0 | 0 | 471 | 10 | 20 | 6 | 709 |
| PENNSYLVANIA E | MATT.HAND | 12 | 317 | 325 | 5 | 0 | 0 | 25 | 0 | 1 | 7 | 692 |
| | MATT.TERM | 5 | 55 | 41 | 0 | 0 | 0 | 2 | 0 | 0 | 0 | 103 |
| | CASE.HAND | 1,292 | 1,022 | 572 | 111 | 0 | 0 | 45 | 80 | 29 | 20 | 3,171 |
| | CASE.TERM | 312 | 213 | 266 | 47 | 0 | 0 | 30 | 35 | 3 | 6 | 912 |
| PENNSYLVANIA M | MATT.HAND | 24 | 310 | 145 | 1 | 9 | 0 | 67 | 29 | 0 | 18 | 603 |
| | MATT.TERM | 1 | 1 | 3 | 0 | 0 | 0 | 0 | 0 | 0 | 0 | 5 |
| | CASE.HAND | 768 | 359 | 238 | 12 | 1 | 0 | 11 | 594 | 12 | 37 | 2,032 |
| | CASE.TERM | 23 | 12 | 17 | 0 | 0 | 0 | 1 | 41 | 0 | 0 | 94 |
| PENNSYLVANIA W | MATT.HAND | 31 | 850 | 90 | 11 | 25 | 0 | 26 | 0 | 1 | 12 | 1,046 |
| | MATT.TERM | 7 | 130 | 41 | 4 | 3 | 0 | 4 | 0 | 0 | 2 | 191 |
| | CASE.HAND | 1,566 | 974 | 284 | 42 | 24 | 0 | 88 | 44 | 4 | 40 | 3,026 |
| | CASE.TERM | 492 | 647 | 127 | 12 | 9 | 0 | 50 | 2 | 2 | 17 | 1,358 |
| PUERTO RICO | MATT.HAND | 10 | 1,290 | 70 | 0 | 27 | 0 | 350 | 0 | 2 | 12 | 1,761 |
| | MATT.TERM | 2 | 445 | 17 | 0 | 3 | 0 | 20 | 0 | 0 | 4 | 491 |
| | CASE.HAND | 1,561 | 509 | 231 | 10 | 20 | 2 | 229 | 0 | 269 | 20 | 2,851 |
| | CASE.TERM | 687 | 155 | 119 | 3 | 9 | 0 | 40 | 0 | 61 | 7 | 1,081 |
| RHODE ISLAND | MATT.HAND | 1 | 69 | 0 | 0 | 0 | 0 | 1 | 0 | 1 | 2 | 74 |
| | MATT.TERM | 0 | 17 | 0 | 0 | 0 | 0 | 0 | 0 | 0 | 0 | 17 |
| | CASE.HAND | 281 | 328 | 177 | 6 | 0 | 0 | 4 | 7 | 0 | 11 | 814 |
| | CASE.TERM | 114 | 120 | 84 | 3 | 0 | 0 | 0 | 2 | 0 | 2 | 325 |
| S CAROLINA | MATT.HAND | 25 | 649 | 128 | 20 | 17 | 0 | 998 | 1 | 3 | 32 | 1,873 |
| | MATT.TERM | 5 | 119 | 9 | 6 | 4 | 0 | 119 | 0 | 0 | 3 | 265 |
| | CASE.HAND | 191 | 1,164 | 1,553 | 27 | 5 | 0 | 746 | 44 | 20 | 254 | 4,004 |
| | CASE.TERM | 28 | 354 | 405 | 5 | 0 | 0 | 329 | 12 | 3 | 38 | 1,174 |
| S DAKOTA | MATT.HAND | 3 | 33 | 2 | 0 | 0 | 0 | 3 | 0 | 0 | 8 | 49 |
| | MATT.TERM | 1 | 12 | 0 | 0 | 0 | 0 | 0 | 0 | 0 | 1 | 14 |
| | CASE.HAND | 197 | 253 | 137 | 13 | 1 | 0 | 140 | 3 | 3 | 62 | 809 |
| | CASE.TERM | 75 | 70 | 47 | 2 | 0 | 0 | 47 | 2 | 1 | 17 | 261 |
| TENNESSEE E | MATT.HAND | 6 | 154 | 37 | 0 | 0 | 0 | 0 | 0 | 9 | 28 | 234 |
| | MATT.TERM | 4 | 40 | 11 | 0 | 0 | 0 | 0 | 0 | 5 | 15 | 75 |
| | CASE.HAND | 543 | 300 | 236 | 4 | 0 | 0 | 1 | 11 | 35 | 76 | 1,206 |
| | CASE.TERM | 213 | 152 | 108 | 0 | 0 | 0 | 1 | 6 | 2 | 33 | 515 |
| TENNESSEE M | MATT.HAND | 1 | 86 | 9 | 0 | 0 | 0 | 0 | 0 | 0 | 0 | 96 |
| | MATT.TERM | 0 | 29 | 2 | 0 | 0 | 0 | 0 | 0 | 0 | 0 | 31 |
| | CASE.HAND | 368 | 485 | 160 | 12 | 3 | 0 | 2 | 18 | 0 | 6 | 1,054 |
| | CASE.TERM | 139 | 240 | 84 | 6 | 2 | 0 | 0 | 14 | 0 | 6 | 491 |
| TENNESSEE W | MATT.HAND | 13 | 559 | 60 | 3 | 8 | 0 | 0 | 3 | 13 | 27 | 686 |
| | MATT.TERM | 4 | 94 | 25 | 0 | 2 | 0 | 0 | 0 | 1 | 5 | 131 |
| | CASE.HAND | 266 | 799 | 214 | 50 | 2 | 0 | 0 | 89 | 7 | 58 | 1,485 |
| | CASE.TERM | 96 | 305 | 107 | 20 | 1 | 0 | 0 | 32 | 2 | 27 | 590 |
| TEXAS NORTH | MATT.HAND | 6 | 895 | 289 | 2 | 2 | 0 | 0 | 3 | 25 | 62 | 1,284 |
| | MATT.TERM | 1 | 178 | 99 | 0 | 0 | 0 | 0 | 0 | 4 | 19 | 301 |
| | CASE.HAND | 821 | 729 | 538 | 9 | 4 | 0 | 1 | 162 | 126 | 115 | 2,505 |
| | CASE.TERM | 244 | 338 | 277 | 5 | 3 | 0 | 0 | 85 | 20 | 33 | 1,005 |
| TEXAS EAST | MATT.HAND | 13 | 186 | 29 | 8 | 0 | 0 | 0 | 2 | 0 | 1 | 239 |
| | MATT.TERM | 3 | 71 | 8 | 1 | 0 | 0 | 0 | 1 | 0 | 0 | 84 |
| | CASE.HAND | 566 | 618 | 286 | 96 | 0 | 0 | 2 | 75 | 1 | 15 | 1,659 |
| | CASE.TERM | 111 | 228 | 71 | 16 | 0 | 0 | 0 | 16 | 1 | 5 | 448 |
| TEXAS SOUTH | MATT.HAND | 27 | 748 | 852 | 14 | 1 | 0 | 3 | 2 | 60 | 30 | 1,737 |
| | MATT.TERM | 7 | 181 | 154 | 0 | 1 | 0 | 0 | 2 | 3 | 4 | 352 |
| | CASE.HAND | 539 | 1,662 | 1,019 | 63 | 21 | 1 | 9 | 83 | 192 | 58 | 3,647 |
| | CASE.TERM | 119 | 555 | 372 | 11 | 8 | 0 | 3 | 41 | 31 | 16 | 1,156 |
| TEXAS WEST | MATT.HAND | 4 | 748 | 150 | 1 | 0 | 0 | 4 | 0 | 9 | 19 | 935 |
| | MATT.TERM | 1 | 167 | 40 | 1 | 0 | 0 | 1 | 0 | 2 | 5 | 217 |
| | CASE.HAND | 537 | 691 | 443 | 74 | 7 | 0 | 6 | 166 | 27 | 37 | 1,988 |
| | CASE.TERM | 132 | 242 | 252 | 26 | 5 | 0 | 4 | 42 | 5 | 14 | 722 |

TABLE 32, CONTINUED

U.S. ATTORNEY CIVIL PROGRAM CATEGORY REPORT - FISCAL YEAR ENDED SEPTEMBER 30, 1983

| JUDICIAL DISTRICT | | LIT.DEF | LIT.REC | ENFORCE | ENFORCE | JUDGMNT | ANTITRS | FORCLSR | HAB.COR | RECEIVD | RECEIVD | TOTAL |
|-------------------|-----------|---------|---------|---------|---------|---------|---------|---------|---------|---------|---------|---------|
| | | MTY.CLM | DF MTY | CIV.PRG | CIV.RTS | ENFRCE | 150 | 160 | (2255) | YR < 78 | YR > 77 | |
| | | 100 | 110 | 120 | 130 | 140 | | | 170 | INVALID | INVALID | |
| | | | | | | | | | | OR BLNK | OR BLNK | |
| UTAH | MATT.HAND | 6 | 159 | 23 | 3 | 3 | 0 | 4 | 1 | 0 | 1 | 200 |
| | MATT.TERM | 2 | 67 | 11 | 1 | 2 | 0 | 0 | 0 | 0 | 0 | 83 |
| | CASE.HAND | 208 | 893 | 278 | 17 | 18 | 0 | 38 | 14 | 5 | 2 | 1,473 |
| | CASE.TERM | 77 | 609 | 163 | 6 | 3 | 0 | 15 | 7 | 3 | 0 | 893 |
| VERMONT | MATT.HAND | 6 | 41 | 7 | 0 | 4 | 0 | 11 | 0 | 0 | 29 | 98 |
| | MATT.TERM | 4 | 12 | 3 | 0 | 2 | 0 | 5 | 0 | 0 | 9 | 35 |
| | CASE.HAND | 74 | 94 | 107 | 4 | 1 | 0 | 86 | 4 | 2 | 131 | 503 |
| | CASE.TERM | 17 | 48 | 47 | 2 | 0 | 0 | 24 | 2 | 2 | 67 | 209 |
| VIRGINIA E | MATT.HAND | 17 | 161 | 97 | 8 | 0 | 0 | 0 | 1 | 0 | 34 | 318 |
| | MATT.TERM | 8 | 46 | 41 | 1 | 0 | 0 | 0 | 0 | 0 | 13 | 109 |
| | CASE.HAND | 565 | 1,398 | 504 | 91 | 7 | 0 | 5 | 77 | 2 | 154 | 2,803 |
| | CASE.TERM | 210 | 133 | 268 | 50 | 4 | 0 | 0 | 46 | 1 | 78 | 790 |
| VIRGINIA W | MATT.HAND | 2 | 768 | 17 | 0 | 1 | 0 | 2 | 1 | 72 | 17 | 880 |
| | MATT.TERM | 0 | 126 | 1 | 0 | 0 | 0 | 0 | 0 | 5 | 0 | 132 |
| | CASE.HAND | 1,151 | 1,087 | 148 | 21 | 0 | 0 | 4 | 19 | 118 | 48 | 2,596 |
| | CASE.TERM | 486 | 550 | 30 | 6 | 0 | 0 | 0 | 9 | 41 | 9 | 1,131 |
| WASHINGTON E | MATT.HAND | 2 | 182 | 79 | 1 | 3 | 0 | 3 | 2 | 1 | 6 | 279 |
| | MATT.TERM | 0 | 57 | 31 | 0 | 3 | 0 | 3 | 1 | 0 | 2 | 97 |
| | CASE.HAND | 252 | 240 | 213 | 12 | 1 | 0 | 156 | 6 | 0 | 25 | 905 |
| | CASE.TERM | 89 | 126 | 69 | 6 | 0 | 0 | 62 | 3 | 0 | 9 | 364 |
| WASHINGTON W | MATT.HAND | 4 | 392 | 85 | 0 | 1 | 0 | 6 | 1 | 3 | 33 | 525 |
| | MATT.TERM | 1 | 108 | 15 | 0 | 0 | 0 | 2 | 0 | 2 | 7 | 135 |
| | CASE.HAND | 388 | 603 | 318 | 33 | 3 | 1 | 35 | 27 | 50 | 119 | 1,577 |
| | CASE.TERM | 149 | 333 | 161 | 10 | 2 | 0 | 19 | 7 | 15 | 67 | 763 |
| WEST VIRGINIA N | MATT.HAND | 75 | 275 | 18 | 3 | 0 | 0 | 0 | 0 | 8 | 18 | 397 |
| | MATT.TERM | 11 | 15 | 7 | 0 | 0 | 0 | 0 | 0 | 0 | 4 | 37 |
| | CASE.HAND | 307 | 98 | 258 | 12 | 12 | 0 | 2 | 15 | 74 | 91 | 869 |
| | CASE.TERM | 44 | 10 | 47 | 2 | 3 | 0 | 0 | 8 | 6 | 7 | 127 |
| WEST VIRGINIA S | MATT.HAND | 9 | 70 | 255 | 2 | 0 | 0 | 0 | 2 | 2 | 13 | 353 |
| | MATT.TERM | 3 | 18 | 29 | 1 | 0 | 0 | 0 | 2 | 0 | 0 | 53 |
| | CASE.HAND | 863 | 281 | 1,000 | 17 | 2 | 0 | 1 | 23 | 83 | 16 | 2,286 |
| | CASE.TERM | 131 | 134 | 623 | 5 | 1 | 0 | 1 | 9 | 17 | 6 | 927 |
| WISCONSIN E | MATT.HAND | 1 | 275 | 48 | 3 | 2 | 0 | 37 | 1 | 10 | 35 | 412 |
| | MATT.TERM | 0 | 47 | 17 | 2 | 2 | 0 | 4 | 0 | 9 | 5 | 86 |
| | CASE.HAND | 229 | 404 | 276 | 15 | 0 | 1 | 939 | 2 | 31 | 108 | 2,005 |
| | CASE.TERM | 36 | 188 | 140 | 2 | 0 | 1 | 222 | 0 | 4 | 25 | 618 |
| WISCONSIN W | MATT.HAND | 7 | 127 | 33 | 0 | 0 | 0 | 5 | 2 | 7 | 3 | 184 |
| | MATT.TERM | 5 | 77 | 21 | 0 | 0 | 0 | 2 | 0 | 7 | 2 | 114 |
| | CASE.HAND | 255 | 1,236 | 281 | 3 | 1 | 0 | 171 | 85 | 40 | 25 | 2,077 |
| | CASE.TERM | 115 | 534 | 130 | 1 | 1 | 0 | 139 | 57 | 32 | 16 | 1,025 |
| WYOMING | MATT.HAND | 0 | 8 | 1 | 1 | 0 | 0 | 1 | 0 | 0 | 103 | 114 |
| | MATT.TERM | 0 | 2 | 1 | 0 | 0 | 0 | 1 | 0 | 0 | 34 | 38 |
| | CASE.HAND | 3 | 9 | 4 | 0 | 0 | 0 | 2 | 0 | 2 | 390 | 410 |
| | CASE.TERM | 2 | 8 | 2 | 0 | 0 | 0 | 1 | 0 | 1 | 205 | 219 |
| GUAM | MATT.HAND | 0 | 0 | 0 | 0 | 0 | 0 | 0 | 0 | 0 | 0 | 0 |
| | MATT.TERM | 0 | 0 | 0 | 0 | 0 | 0 | 0 | 0 | 0 | 0 | 0 |
| | CASE.HAND | 6 | 42 | 7 | 7 | 0 | 0 | 653 | 6 | 12 | 117 | 850 |
| | CASE.TERM | 2 | 12 | 1 | 1 | 0 | 0 | 0 | 1 | 0 | 5 | 22 |
| VIRGIN ISLANDS | MATT.HAND | 0 | 2 | 4 | 0 | 1 | 0 | 0 | 1 | 21 | 4 | 33 |
| | MATT.TERM | 0 | 0 | 0 | 0 | 1 | 0 | 0 | 0 | 0 | 0 | 1 |
| | CASE.HAND | 15 | 28 | 13 | 0 | 2 | 0 | 14 | 8 | 23 | 20 | 123 |
| | CASE.TERM | 2 | 3 | 3 | 0 | 1 | 0 | 4 | 3 | 0 | 2 | 18 |
| TOTAL | MATT.HAND | 1,198 | 43,102 | 10,622 | 326 | 1,177 | 4 | 4,812 | 161 | 1,171 | 3,279 | 65,852 |
| | MATT.TERM | 355 | 10,095 | 3,011 | 96 | 217 | 0 | 581 | 36 | 419 | 388 | 15,698 |
| | CASE.HAND | 58,774 | 55,663 | 41,650 | 2,968 | 1,372 | 66 | 24,594 | 5,742 | 7,020 | 8,682 | 206,831 |
| | CASE.TERM | 16,821 | 21,909 | 16,404 | 1,004 | 738 | 38 | 7,092 | 2,593 | 2,145 | 2,969 | 71,613 |

TABLE 33

CRIMINAL MATTERS DECLINED
IMMEDIATE DECLINATIONS BY REASON (USA-114 REPORT) DURING FISCAL YEAR 1983

| REASON | OFFIC CORRUP | ORG CRIME | FRAUD | DRUG DEAL | DRUG POSS | CIVIL RIGHTS | IMM | GOVT REG | INDIAN OFFNSE | INTER SECUR | ITSP | LABOR MGMT | CHECKS POSTAL | BANK ROBB | ASSIM CRIM | MOTOR VEHIC | GOVT PROP | OTHER | TOTALS |
|---------------|-----------------|--------------|-------|--------------|--------------|-----------------|-----|-------------|------------------|----------------|-------|---------------|------------------|--------------|---------------|----------------|--------------|--------|--------|
| NO FEDERAL OF | 80 | 18 | 970 | 43 | 10 | 548 | 13 | 71 | 111 | 10 | 201 | 0 | 166 | 43 | 24 | 35 | 60 | 1,609 | 4,020 |
| LACK OF CRIMI | 6 | 2 | 567 | 4 | 2 | 38 | 12 | 366 | 42 | 46 | 47 | 0 | 660 | 14 | 25 | 14 | 64 | 1,469 | 3,378 |
| SUSPECT BEING | 2 | 2 | 119 | 18 | 5 | 3 | 6 | 50 | 18 | 2 | 53 | 0 | 210 | 102 | 13 | 26 | 36 | 265 | 931 |
| SUSPECT TO BE | 28 | 12 | 750 | 100 | 56 | 16 | 12 | 257 | 165 | 7 | 373 | 0 | 612 | 739 | 47 | 136 | 154 | 1,524 | 4,988 |
| SUSPECT SERVI | 0 | 0 | 60 | 5 | 0 | 2 | 6 | 17 | 16 | 3 | 28 | 0 | 283 | 48 | 3 | 13 | 8 | 221 | 719 |
| NO KNOWN SUSP | 2 | 1 | 185 | 8 | 2 | 15 | 0 | 6 | 73 | 2 | 184 | 0 | 26 | 70 | 18 | 7 | 118 | 375 | 1,097 |
| SUSPECT A FUG | 0 | 0 | 24 | 1 | 0 | 0 | 0 | 6 | 1 | 0 | 5 | 0 | 27 | 3 | 1 | 0 | 0 | 39 | 107 |
| SUSPECT DECEA | 0 | 0 | 15 | 1 | 0 | 1 | 2 | 3 | 3 | 0 | 3 | 0 | 8 | 1 | 1 | 1 | 1 | 14 | 52 |
| SUSPECT DLPOR | 0 | 0 | 10 | 0 | 0 | 0 | 53 | 11 | 0 | 0 | 0 | 0 | 5 | 1 | 0 | 0 | 0 | 26 | 106 |
| RESTITUTION M | 8 | 0 | 422 | 1 | 0 | 0 | 0 | 50 | 6 | 0 | 16 | 0 | 472 | 2 | 4 | 0 | 51 | 286 | 1,318 |
| CIVIL ADMINIS | 29 | 2 | 734 | 34 | 35 | 35 | 332 | 74 | 17 | 2 | 73 | 0 | 137 | 6 | 25 | 6 | 111 | 859 | 2,514 |
| MINIMAL FEDER | 19 | 3 | 615 | 24 | 46 | 55 | 31 | 127 | 85 | 5 | 139 | 0 | 515 | 28 | 32 | 24 | 150 | 1,249 | 3,351 |
| OFFENDER'S HE | 2 | 3 | 204 | 2 | 3 | 6 | 8 | 42 | 15 | 24 | 6 | 0 | 439 | 8 | 6 | 1 | 27 | 579 | 1,375 |
| SUSPECT'S COO | 0 | 0 | 15 | 9 | 1 | 2 | 4 | 18 | 1 | 0 | 1 | 0 | 15 | 4 | 0 | 1 | 4 | 45 | 124 |
| JUVENILE SUSP | 0 | 0 | 5 | 0 | 0 | 1 | 4 | 19 | 12 | 3 | 7 | 0 | 51 | 13 | 8 | 1 | 11 | 65 | 200 |
| STALENESS | 1 | 1 | 33 | 9 | 4 | 3 | 1 | 3 | 7 | 0 | 12 | 0 | 53 | 5 | 1 | 0 | 11 | 69 | 213 |
| JURISDICTIONA | 1 | 4 | 82 | 8 | 0 | 5 | 4 | 11 | 6 | 0 | 36 | 0 | 17 | 3 | 1 | 10 | 5 | 112 | 305 |
| WEAK OR INSUF | 72 | 19 | 1,095 | 86 | 36 | 268 | 39 | 218 | 178 | 9 | 251 | 0 | 772 | 127 | 62 | 65 | 171 | 1,851 | 5,319 |
| WITNESS PROBL | 1 | 4 | 30 | 27 | 1 | 9 | 2 | 16 | 62 | 0 | 7 | 0 | 36 | 2 | 8 | 6 | 5 | 103 | 319 |
| PETITE POLICY | 1 | 0 | 22 | 3 | 1 | 1 | 0 | 9 | 1 | 0 | 10 | 0 | 15 | 5 | 1 | 1 | 5 | 19 | 94 |
| LACK OF INVES | 4 | 4 | 177 | 19 | 4 | 28 | 15 | 37 | 9 | 0 | 22 | 0 | 125 | 8 | 7 | 5 | 27 | 333 | 824 |
| FINANCIAL PRI | 0 | 0 | 0 | 0 | 0 | 0 | 0 | 0 | 0 | 0 | 1 | 0 | 0 | 0 | 0 | 0 | 0 | 2 | 3 |
| TAX REFORM AC | 0 | 0 | 0 | 0 | 0 | 0 | 0 | 0 | 0 | 0 | 0 | 0 | 0 | 0 | 0 | 0 | 0 | 0 | 0 |
| COURT POLICY | 1 | 0 | 0 | 0 | 0 | 0 | 0 | 3 | 0 | 0 | 0 | 0 | 2 | 0 | 0 | 0 | 0 | 3 | 9 |
| DEPARTMENT PO | 2 | 1 | 60 | 0 | 0 | 19 | 2 | 4 | 4 | 0 | 6 | 0 | 43 | 6 | 1 | 8 | 3 | 84 | 243 |
| OFFICE POLICY | 3 | 0 | 408 | 9 | 7 | 117 | 16 | 1,557 | 12 | 1 | 69 | 0 | 661 | 11 | 4 | 9 | 101 | 585 | 3,568 |
| STATUTE OF LI | 3 | 1 | 43 | 1 | 0 | 0 | 2 | 2 | 0 | 0 | 4 | 0 | 9 | 1 | 0 | 0 | 4 | 24 | 94 |
| SPEEDY TRIAL | 0 | 0 | 0 | 0 | 0 | 0 | 1 | 0 | 0 | 0 | 1 | 0 | 0 | 0 | 0 | 0 | 0 | 2 | 4 |
| AGENCY REQUES | 0 | 0 | 106 | 9 | 3 | 30 | 83 | 30 | 3 | 2 | 6 | 0 | 43 | 10 | 2 | 1 | 11 | 156 | 497 |
| TOTALS | 265 | 77 | 6,975 | 421 | 216 | 1,202 | 648 | 3,007 | 847 | 115 | 1,561 | 0 | 5,402 | 1,262 | 294 | 370 | 1,138 | 11,968 | 35,772 |

TABLE 34

CRIMINAL MATTERS DECLINED
LATER DECLINATIONS BY REASON DURING FY 1983

| REASON | OFFIC CORRUP | ORG CRIME | FRAUD | DRUG DEAL | DRUG POSS | CIVIL RIGHTS | IMM | GOVT REG | INDIAN OFFENSE | INTER SECUR | ITSP | LABOR MGMT | CHECKS POSTAL | BANK ROBB | ASSIM CRIM | MOTOR VEHIC | GOVT PROP | OTHER | TOTALS |
|---------------|-----------------|--------------|-------|--------------|--------------|-----------------|-----|-------------|-------------------|----------------|------|---------------|------------------|--------------|---------------|----------------|--------------|-------|--------|
| NO FEDERAL CP | 106 | 27 | 733 | 160 | 20 | 356 | 17 | 104 | 24 | 21 | 74 | 29 | 94 | 22 | 15 | 16 | 35 | 896 | 2,771 |
| LACK OF CRIM | 11 | 5 | 226 | 3 | 0 | 24 | 6 | 36 | 3 | 2 | 14 | 4 | 26 | 3 | 2 | 3 | 17 | 166 | 556 |
| SUSPECT BEING | 14 | 6 | 104 | 54 | 3 | 1 | 6 | 22 | 3 | 0 | 25 | 1 | 30 | 15 | 2 | 4 | 5 | 142 | 437 |
| SUSPECT TO BE | 28 | 15 | 272 | 123 | 10 | 12 | 4 | 46 | 21 | 14 | 67 | 3 | 65 | 65 | 18 | 23 | 23 | 581 | 1,390 |
| SUSPECT SERVI | 1 | 0 | 26 | 6 | 1 | 1 | 1 | 1 | 0 | 0 | 3 | 0 | 23 | 8 | 3 | 2 | 3 | 85 | 164 |
| NO KNOWN SUSP | 2 | 3 | 30 | 9 | 1 | 15 | 2 | 4 | 2 | 1 | 8 | 0 | 9 | 15 | 1 | 1 | 1 | 81 | 185 |
| SUSPECT A FUG | 0 | 1 | 16 | 2 | 1 | 0 | 3 | 0 | 0 | 2 | 4 | 0 | 2 | 0 | 1 | 0 | 1 | 73 | 108 |
| SUSPECT DECEA | 2 | 1 | 30 | 14 | 2 | 0 | 0 | 4 | 1 | 0 | 0 | 0 | 4 | 4 | 0 | 1 | 2 | 41 | 106 |
| SUSPECT DEPOR | 1 | 0 | 4 | 0 | 0 | 0 | 8 | 2 | 0 | 0 | 1 | 0 | 0 | 0 | 0 | 0 | 0 | 7 | 23 |
| RESTITUTION M | 8 | 0 | 77 | 0 | 0 | 0 | 0 | 6 | 1 | 0 | 0 | 5 | 19 | 0 | 1 | 0 | 7 | 37 | 161 |
| CIVIL ADMINIS | 25 | 22 | 183 | 30 | 10 | 19 | 8 | 41 | 3 | 0 | 4 | 5 | 21 | 3 | 15 | 1 | 17 | 243 | 650 |
| MINIMAL FEDER | 136 | 10 | 262 | 27 | 9 | 87 | 27 | 46 | 4 | 3 | 26 | 13 | 51 | 4 | 12 | 5 | 40 | 259 | 1,021 |
| DEFENDER'S RE | 1 | 0 | 35 | 4 | 0 | 1 | 0 | 8 | 0 | 1 | 3 | 1 | 16 | 1 | 4 | 1 | 2 | 73 | 151 |
| SUSPECT'S COB | 1 | 0 | 19 | 12 | 1 | 2 | 1 | 7 | 2 | 1 | 3 | 0 | 4 | 0 | 2 | 0 | 0 | 54 | 109 |
| JUVENILE SUSP | 0 | 0 | 2 | 0 | 0 | 0 | 0 | 1 | 1 | 0 | 0 | 0 | 2 | 0 | 1 | 0 | 2 | 15 | 24 |
| STALENESS | 5 | 4 | 48 | 16 | 2 | 8 | 2 | 11 | 1 | 0 | 4 | 2 | 10 | 0 | 5 | 0 | 3 | 117 | 238 |
| JURISDICTIONA | 2 | 2 | 55 | 12 | 4 | 4 | 1 | 13 | 4 | 1 | 18 | 1 | 9 | 1 | 3 | 2 | 2 | 54 | 188 |
| WEAK OR INSUF | 170 | 54 | 1,136 | 253 | 31 | 262 | 37 | 142 | 49 | 16 | 145 | 60 | 154 | 49 | 31 | 29 | 53 | 1,094 | 3,785 |
| WITNESS PROBL | 5 | 1 | 31 | 14 | 1 | 25 | 1 | 4 | 13 | 0 | 9 | 0 | 4 | 0 | 6 | 5 | 6 | 63 | 188 |
| PETITE POLICY | 1 | 1 | 1 | 3 | 0 | 1 | 1 | 1 | 1 | 0 | 1 | 1 | 1 | 1 | 0 | 0 | 1 | 20 | 35 |
| LACK OF INVES | 9 | 1 | 103 | 30 | 2 | 21 | 7 | 21 | 0 | 0 | 17 | 2 | 24 | 0 | 3 | 0 | 8 | 108 | 356 |
| FINANCIAL PRI | 0 | 0 | 0 | 0 | 0 | 0 | 0 | 0 | 0 | 0 | 0 | 0 | 0 | 0 | 0 | 0 | 0 | 0 | 0 |
| TAX REFORM AC | 0 | 0 | 0 | 0 | 0 | 0 | 0 | 0 | 0 | 0 | 0 | 0 | 0 | 0 | 0 | 0 | 0 | 1 | 1 |
| COURT POLICY | 0 | 0 | 0 | 0 | 0 | 0 | 0 | 1 | 0 | 0 | 0 | 0 | 0 | 0 | 1 | 0 | 0 | 3 | 5 |
| DEPARTMENT PO | 1 | 0 | 18 | 2 | 0 | 52 | 1 | 0 | 2 | 1 | 1 | 0 | 0 | 0 | 0 | 0 | 1 | 19 | 98 |
| OFFICE POLICY | 3 | 2 | 121 | 6 | 6 | 12 | 80 | 24 | 1 | 1 | 11 | 1 | 25 | 2 | 4 | 2 | 4 | 94 | 399 |
| STATUTE OF LI | 3 | 0 | 36 | 0 | 0 | 1 | 0 | 2 | 0 | 0 | 2 | 0 | 4 | 0 | 0 | 1 | 0 | 47 | 96 |
| SPEEDY TRIAL | 0 | 0 | 0 | 0 | 0 | 0 | 0 | 0 | 0 | 0 | 0 | 0 | 0 | 0 | 1 | 0 | 0 | 7 | 8 |
| AGENCY REQUES | 5 | 3 | 40 | 22 | 2 | 28 | 1 | 7 | 0 | 3 | 3 | 2 | 7 | 1 | 2 | 1 | 4 | 60 | 191 |
| TOTALS | 542 | 158 | 3,616 | 827 | 106 | 952 | 214 | 554 | 136 | 67 | 443 | 130 | 604 | 194 | 133 | 97 | 237 | 4,440 | 13,444 |

TABLE 35

CRIMINAL MATTERS DECLINED
IMMEDIATE AND LATER DECLINATIONS BY REASON AND AGENCY DURING FISCAL YEAR 1983

| REASON | HEALTH/ HUMAN RESOURCES | DRUG ENFORCE ADMIN | FED BUREAU INVEST | IMM NATURAL SERVICE | ALL OTHER JUSTICE | POSTAL SERVICE | SECRET SERVICE BUREAU | OTHER | TOTALS |
|---------------|-------------------------------|--------------------------|-------------------------|---------------------------|-------------------------|-------------------|-----------------------------|-------|--------|
| NO FEDERAL OF | 39 | 227 | 4,906 | 44 | 106 | 193 | 377 | 897 | 6,791 |
| LACK OF CRIMI | 46 | 19 | 1,483 | 21 | 14 | 65 | 1,775 | 511 | 3,934 |
| SUSPECT BEING | 7 | 61 | 664 | 16 | 21 | 61 | 370 | 168 | 1,368 |
| SUSPECT TO BE | 10 | 229 | 4,181 | 25 | 61 | 227 | 1,066 | 579 | 6,378 |
| SUSPECT SERVI | 4 | 7 | 310 | 8 | 17 | 23 | 440 | 74 | 883 |
| NO KNOWN SUSP | 2 | 9 | 1,129 | 4 | 2 | 13 | 35 | 88 | 1,282 |
| SUSPECT A FUG | 6 | 4 | 104 | 3 | 3 | 6 | 50 | 39 | 215 |
| SUSPECT DECEA | 1 | 15 | 75 | 0 | 4 | 4 | 16 | 43 | 158 |
| SUSPECT DEPOR | 0 | 0 | 29 | 58 | 4 | 1 | 23 | 14 | 129 |
| RESTITUTION M | 166 | 4 | 364 | 0 | 8 | 44 | 728 | 165 | 1,479 |
| CIVIL ADMINIS | 127 | 63 | 1,268 | 387 | 107 | 130 | 167 | 915 | 3,164 |
| MINIMAL FEDER | 84 | 77 | 2,220 | 81 | 26 | 127 | 1,074 | 683 | 4,372 |
| OFFENDER'S HE | 140 | 6 | 350 | 11 | 8 | 38 | 859 | 114 | 1,526 |
| SUSPECT'S COD | 6 | 20 | 92 | 5 | 3 | 10 | 53 | 44 | 233 |
| JUVENILE SUSP | 1 | 0 | 83 | 4 | 1 | 11 | 101 | 23 | 224 |
| STALENESS | 20 | 25 | 193 | 6 | 6 | 21 | 73 | 107 | 451 |
| JURISDICTIONA | 5 | 17 | 323 | 7 | 15 | 17 | 30 | 79 | 493 |
| WEAK OR INSUF | 113 | 283 | 5,400 | 113 | 66 | 308 | 1,596 | 1,225 | 9,104 |
| WITNESS PROBL | 0 | 40 | 294 | 4 | 4 | 9 | 76 | 80 | 507 |
| PETITE POLICY | 1 | 1 | 64 | 2 | 4 | 1 | 30 | 26 | 129 |
| LACK OF INVES | 22 | 42 | 652 | 22 | 12 | 35 | 239 | 156 | 1,180 |
| FINANCIAL PRI | 0 | 0 | 2 | 0 | 0 | 0 | 0 | 1 | 3 |
| TAX REFORM AC | 0 | 0 | 0 | 0 | 0 | 0 | 0 | 1 | 1 |
| COURT POLICY | 0 | 0 | 2 | 0 | 1 | 1 | 6 | 4 | 14 |
| DEPARTMENT PO | 0 | 1 | 237 | 3 | 3 | 2 | 60 | 35 | 341 |
| OFFICE POLICY | 66 | 18 | 1,125 | 100 | 6 | 33 | 924 | 1,695 | 3,967 |
| STATUTE OF LI | 22 | 0 | 94 | 3 | 0 | 7 | 20 | 44 | 190 |
| SPEEDY TRIAL | 0 | 0 | 3 | 2 | 0 | 0 | 0 | 7 | 12 |
| AGENCY REQUES | 79 | 33 | 237 | 84 | 5 | 18 | 125 | 107 | 688 |
| TOTALS | 567 | 1,201 | 25,886 | 1,013 | 507 | 1,405 | 10,313 | 7,924 | 49,216 |

TABLE 36

U. S. ATTORNEY CRIMINAL MATTER/CASE PROCESSING - FISCAL YEAR ENDED SEPTEMBER 30, 1983

| JUDICIAL DISTRICT | PENDING MATTER BEGIN OF FY | IMME- DIATE DECLIN | MATT/ CPLMT OPENED | DECLIN AFTER FURTH INVEST | DISPO BY MAGIST | OTHER TERMIN WITDUT REACHG DST CT | GRAND JURY PROCEE | CASES FILED | METHODS OF CASE DISPOSITION | | | PRETRL GUILTY PLEAS | DISP TRIAL | GUILTY CONVCT AFTER TRIAL | BY DEFENDANT* | |
|-------------------|-------------------------------------|--------------------------|--------------------------|------------------------------------|-----------------------|---|-------------------------|----------------|-----------------------------|------------------------|----------------|---------------------------|---------------|------------------------------------|---------------------------------------|--|
| | | | | | | | | | CASES TERM | CASE DISMIS SALS | CASES TRIED | | | | PERCENT GUILTY PLEAS/ TERMIN | PERCENT GUILTY CONVCT/ TRIALS |
| ALABAMA N | 332 | 378 | 606 | 179 | 17 | 14 | 315 | 400 | 363 | 32 | 390 | 48 | 32 | 82.98 | 66.67 | |
| ALABAMA M | 98 | 245 | 357 | 35 | 104 | 6 | 119 | 200 | 166 | 29 | 157 | 26 | 15 | 74.06 | 57.69 | |
| ALABAMA S | 72 | 213 | 214 | 41 | 7 | 12 | 97 | 142 | 96 | 11 | 98 | 56 | 46 | 59.39 | 82.14 | |
| ALASKA | 109 | 129 | 190 | 49 | 3 | 22 | 90 | 153 | 176 | 34 | 158 | 28 | 25 | 71.82 | 89.29 | |
| ARIZONA | 680 | 890 | 1,339 | 271 | 318 | 96 | 433 | 681 | 604 | 138 | 600 | 106 | 68 | 71.09 | 64.15 | |
| ARKANSAS E | 127 | 415 | 322 | 80 | 3 | 30 | 127 | 199 | 198 | 24 | 146 | 55 | 43 | 64.89 | 78.18 | |
| ARKANSAS W | 62 | 187 | 203 | 21 | 14 | 17 | 87 | 129 | 106 | 15 | 101 | 18 | 16 | 75.37 | 88.89 | |
| CALIF N | 1,715 | 891 | 2,053 | 341 | 358 | 182 | 221 | 335 | 405 | 32 | 367 | 77 | 66 | 77.10 | 85.71 | |
| CALIF C | 1,989 | 1,062 | 2,358 | 308 | 75 | 433 | 760 | 1,043 | 771 | 51 | 541 | 378 | 355 | 55.77 | 93.92 | |
| CALIF E | 652 | 821 | 933 | 174 | 152 | 108 | 309 | 599 | 530 | 167 | 510 | 96 | 89 | 65.98 | 92.71 | |
| CALIF S | 354 | 297 | 5,154 | 97 | 3,510 | 272 | 594 | 1,168 | 976 | 118 | 925 | 348 | 339 | 66.50 | 97.41 | |
| COLORADO | 196 | 1,388 | 581 | 85 | 8 | 32 | 147 | 397 | 343 | 72 | 274 | 54 | 40 | 68.50 | 74.07 | |
| CONNECTICUT | 316 | 520 | 458 | 101 | 12 | 42 | 175 | 268 | 210 | 35 | 244 | 33 | 31 | 78.21 | 93.94 | |
| DELAWARE | 69 | 126 | 175 | 75 | 0 | 16 | 45 | 68 | 53 | 11 | 59 | 3 | 3 | 80.82 | 100.00 | |
| DIST OF COLUMBIA | 1,616 | 412 | 1,622 | 30 | 9 | 0 | 138 | 1,494 | 193 | 35 | 182 | 26 | 19 | 74.90 | 73.08 | |
| FLORIDA N | 242 | 327 | 254 | 61 | 108 | 14 | 81 | 115 | 91 | 35 | 69 | 70 | 65 | 39.66 | 92.86 | |
| FLORIDA M | 1,250 | 1,038 | 1,152 | 604 | 51 | 191 | 425 | 669 | 592 | 98 | 495 | 232 | 204 | 60.00 | 87.93 | |
| FLORIDA S | 1,493 | 870 | 2,391 | 530 | 207 | 322 | 1,017 | 1,326 | 853 | 553 | 866 | 468 | 384 | 45.89 | 32.05 | |
| GEORGIA N | 473 | 530 | 686 | 207 | 88 | 42 | 266 | 434 | 473 | 71 | 331 | 205 | 196 | 54.53 | 95.61 | |
| GEORGIA M | 194 | 450 | 766 | 75 | 34 | 24 | 89 | 611 | 577 | 42 | 492 | 70 | 62 | 81.46 | 88.57 | |
| GEORGIA S | 237 | 223 | 396 | 137 | 34 | 45 | 95 | 146 | 149 | 34 | 143 | 43 | 35 | 65.00 | 81.40 | |
| HAWAII | 163 | 217 | 575 | 85 | 19 | 56 | 102 | 271 | 157 | 29 | 156 | 39 | 35 | 69.64 | 89.74 | |
| IDAHO | 175 | 289 | 294 | 87 | 32 | 37 | 77 | 141 | 119 | 9 | 101 | 13 | 12 | 82.11 | 92.31 | |
| ILLINOIS N | 3,010 | 482 | 2,050 | 922 | 0 | 6 | 455 | 762 | 819 | 138 | 517 | 406 | 364 | 48.73 | 89.66 | |
| ILLINOIS S | 359 | 15 | 332 | 70 | 15 | 13 | 134 | 183 | 173 | 37 | 142 | 32 | 23 | 67.30 | 71.88 | |
| ILLINOIS C | 244 | 258 | 474 | 121 | 18 | 31 | 117 | 265 | 249 | 31 | 224 | 58 | 44 | 71.57 | 75.86 | |
| INDIANA N | 183 | 327 | 310 | 71 | 7 | 20 | 71 | 132 | 113 | 15 | 91 | 39 | 33 | 62.76 | 84.62 | |
| INDIANA S | 370 | 899 | 526 | 208 | 39 | 22 | 154 | 198 | 208 | 18 | 240 | 23 | 20 | 85.41 | 86.96 | |
| IOWA NORTH | 101 | 119 | 120 | 14 | 4 | 9 | 44 | 64 | 84 | 5 | 81 | 3 | 2 | 91.01 | 66.67 | |
| IOWA SOUTH | 77 | 196 | 161 | 41 | 3 | 17 | 73 | 106 | 97 | 10 | 122 | 42 | 36 | 70.11 | 85.71 | |
| KANSAS | 140 | 296 | 382 | 75 | 9 | 9 | 180 | 275 | 228 | 27 | 183 | 37 | 31 | 74.09 | 83.78 | |
| KENTUCKY E | 40 | 398 | 273 | 17 | 4 | 3 | 136 | 170 | 155 | 48 | 163 | 50 | 42 | 62.45 | 94.00 | |
| KENTUCKY W | 504 | 294 | 458 | 74 | 62 | 44 | 141 | 226 | 194 | 22 | 203 | 28 | 19 | 80.24 | 67.86 | |
| LOUISIANA E | 552 | 276 | 838 | 212 | 9 | 30 | 269 | 507 | 565 | 32 | 479 | 216 | 203 | 65.89 | 93.98 | |
| LOUISIANA M | 198 | 75 | 201 | 99 | 54 | 13 | 80 | 131 | 176 | 19 | 174 | 46 | 41 | 72.80 | 89.13 | |
| LOUISIANA W | 645 | 237 | 1,201 | 176 | 775 | 18 | 70 | 119 | 101 | 12 | 92 | 17 | 15 | 76.03 | 88.24 | |
| MAINE | 127 | 53 | 103 | 45 | 0 | 13 | 42 | 69 | 58 | 16 | 49 | 23 | 22 | 55.68 | 95.65 | |
| MARYLAND | 1,189 | 799 | 816 | 272 | 563 | 166 | 253 | 387 | 726 | 362 | 366 | 247 | 238 | 37.54 | 96.36 | |
| MASSACHUSETTS | 1,140 | 825 | 768 | 255 | 20 | 117 | 244 | 321 | 306 | 34 | 183 | 182 | 170 | 45.86 | 93.41 | |
| MICHIGAN E | 910 | 768 | 1,145 | 272 | 14 | 121 | 284 | 543 | 493 | 58 | 414 | 180 | 162 | 63.50 | 90.00 | |
| MICHIGAN W | 155 | 315 | 251 | 40 | 20 | 9 | 82 | 176 | 209 | 37 | 209 | 32 | 29 | 75.18 | 90.63 | |
| MINNESOTA | 181 | 650 | 345 | 49 | 6 | 21 | 178 | 240 | 240 | 22 | 274 | 57 | 45 | 77.62 | 78.95 | |
| MISSISSIPPI N | 35 | 576 | 153 | 13 | 2 | 2 | 43 | 81 | 58 | 3 | 56 | 6 | 2 | 86.15 | 33.33 | |
| MISSISSIPPI S | 142 | 574 | 141 | 25 | 1 | 15 | 75 | 117 | 93 | 13 | 85 | 13 | 11 | 76.58 | 94.62 | |
| MISSOURI E | 742 | 466 | 1,034 | 184 | 404 | 67 | 232 | 329 | 316 | 27 | 285 | 113 | 86 | 67.06 | 76.11 | |
| MISSOURI W | 260 | 2,582 | 442 | 102 | 2 | 40 | 159 | 281 | 249 | 24 | 255 | 17 | 5 | 86.15 | 29.41 | |
| MONTANA | 50 | 513 | 233 | 15 | 13 | 33 | 123 | 178 | 186 | 54 | 117 | 18 | 15 | 61.90 | 83.33 | |
| NEBRASKA | 200 | 338 | 287 | 83 | 9 | 42 | 86 | 142 | 121 | 12 | 101 | 15 | 9 | 78.91 | 50.00 | |
| NEVADA | 127 | 321 | 483 | 9 | 44 | 62 | 126 | 181 | 193 | 35 | 164 | 11 | 9 | 78.10 | 81.82 | |
| NEW HAMPSHIRE | 59 | 75 | 101 | 32 | 17 | 9 | 16 | 50 | 46 | 3 | 56 | 15 | 13 | 75.68 | 86.67 | |
| NEW JERSEY | 1,239 | 917 | 1,120 | 365 | 244 | 111 | 128 | 275 | 324 | 19 | 199 | 261 | 241 | 41.54 | 92.34 | |
| NEW MEXICO | 256 | 271 | 409 | 115 | 23 | 43 | 169 | 267 | 211 | 28 | 211 | 60 | 49 | 70.57 | 91.67 | |
| NEW YORK N | 449 | 598 | 501 | 189 | 148 | 30 | 80 | 142 | 151 | 26 | 143 | 34 | 24 | 70.44 | 70.59 | |
| NEW YORK E | 1,155 | 679 | 1,582 | 367 | 468 | 83 | 293 | 653 | 597 | 110 | 642 | 139 | 108 | 72.05 | 77.70 | |
| NEW YORK S | 1,726 | 982 | 1,506 | 358 | 224 | 48 | 451 | 893 | 741 | 115 | 815 | 183 | 158 | 73.23 | 86.34 | |
| NEW YORK W | 372 | 567 | 545 | 167 | 97 | 59 | 154 | 232 | 211 | 26 | 199 | 45 | 32 | 73.70 | 71.11 | |
| N CAROLINA E | 120 | 446 | 354 | 30 | 21 | 6 | 139 | 234 | 199 | 29 | 209 | 39 | 33 | 75.45 | 84.62 | |
| N CAROLINA M | 51 | 240 | 327 | 34 | 51 | 23 | 192 | 241 | 211 | 9 | 222 | 33 | 27 | 84.09 | 81.82 | |
| N CAROLINA W | 124 | 373 | 722 | 48 | 295 | 11 | 235 | 303 | 271 | 31 | 259 | 52 | 43 | 75.73 | 82.69 | |
| NORTH DAKOTA | 109 | 135 | 244 | 85 | 7 | 5 | 92 | 139 | 92 | 7 | 90 | 17 | 14 | 78.95 | 82.35 | |
| OHIO NORTH | 1,016 | 1,577 | 1,033 | 588 | 42 | 101 | 227 | 477 | 822 | 74 | 823 | 64 | 54 | 85.64 | 84.38 | |
| OHIO SOUTH | 404 | 627 | 491 | 200 | 5 | 24 | 101 | 236 | 236 | 25 | 254 | 29 | 20 | 82.47 | 68.97 | |
| OKLAHOMA N | 28 | 213 | 214 | 12 | 0 | 7 | 120 | 175 | 155 | 30 | 130 | 34 | 30 | 67.01 | 88.24 | |
| OKLAHOMA E | 78 | 140 | 247 | 38 | 10 | 17 | 103 | 162 | 140 | 29 | 129 | 16 | 12 | 74.14 | 75.00 | |
| OKLAHOMA W | 281 | 601 | 405 | 45 | 34 | 32 | 118 | 249 | 230 | 25 | 214 | 25 | 19 | 81.06 | 76.00 | |
| OREGON | 347 | 621 | 527 | 71 | 103 | 62 | 91 | 200 | 135 | 16 | 112 | 47 | 37 | 64.00 | 78.72 | |
| PENNSYLVANIA E | 1,088 | 521 | 1,080 | 425 | 163 | 99 | 298 | 434 | 519 | 52 | 280 | 432 | 405 | 36.65 | 93.75 | |
| PENNSYLVANIA M | 480 | 390 | 423 | 0 | 2 | 1 | 17 | 47 | 2 | 1 | 0 | 2 | 2 | .00 | 100.00 | |
| PENNSYLVANIA W | 859 | 472 | 886 | 508 | 256 | 86 | 149 | 236 | 226 | 27 | 213 | 102 | 80 | 62.28 | 78.43 | |
| PUERTO RICO | 551 | 309 | 455 | 32 | 11 | 32 | 248 | 330 | 287 | 43 | 347 | 7 | 6 | 87.41 | 85.71 | |
| RHODE ISLAND | 92 | 335 | 158 | 57 | 2 | 23 | 60 | 92 | 98 | 14 | 81 | 37 | 28 | 61.36 | 75.68 | |
| S CAROLINA | 326 | 556 | 672 | 122 | 19 | 51 | 246 | 372 | 295 | 85 | 356 | 44 | 30 | 73.40 | 68.18 | |
| S DAKOTA | 85 | 513 | 285 | 35 | 18 | 18 | 135 | 211 | 179 | 30 | 149 | 38 | 26 | 68.66 | 68.42 | |
| TENNESSEE E | 260 | 381 | 636 | 224 | 106 | 17 | 194 | 283 | 224 | 22 | 266 | 24 | 24 | 85.26 | 100.00 | |
| TENNESSEE M | 278 | 6,857 | 550 | 130 | 47 | 26 | 146 | 274 | 234 | 29 | 233 | 15 | 11 | 84.12 | 73.33 | |
| TENNESSEE W | 438 | 441 | 523 | 118 | 20 | 28 | 194 | 246 | 213 | 25 | 235 | 43 | 36 | 77.56 | 83.72 | |
| TEXAS NORTH | 1,017 | 1,485 | 1,096 | 193 | 8 | 51 | 511 | 677 | 512 | 64 | 581 | 75 | 63 | 80.69 | 84.00 | |
| TEXAS EAST | 212 | 150 | 443 | 166 | 34 | 28 | 89 | 166 | 145 | 20 | 128 | 11 | 9 | 80.50 | 81.82 | |
| TEXAS SOUTH | 990 | 2,541 | 1,969 | 217 | 120 | 21 | 1,065 | 1,596 | 1,450 | 269 | 1,669 | 123 | 73 | 80.98 | 59.35 | |
| TEXAS WEST | 367 | 925 | 1,352 | 80 | 62 | 37 | 581 | 1,031 | 865 | 122 | 928 | 108 | 93 | 80.14 | 86.11 | |
| UTAH | 71 | 419 | 297 | 22 | 14 | 38 | 112 | 185 | 153 | 34 | 130 | 33 | 24 | 65.99 | 72.73 | |
| VERMONT | 96 | 38 | 169 | 25 | 18 | 14 | 61 | 80 | 63 | 29 | 49 | 10 | 10 | 55.68 | 100.00 | |
| VIRGINIA E | 481 | 1,294 | 1,140 | 181 | 352 | 109 | 306 | 725 | 689 | 128 | 480 | 277 | 238 | 54.24 | 95.92 | |
| VIRGINIA W | 310 | 207 | 336 | 65 | 75 | 21 | 114 | 161 | 113 | 18 | 120 | 24 | 18 | 74.07 | 75.00 | |
| WASHINGTON E | 90 | 188 | 277 | 11 | 20 | 25 | 231 | 259 | 235 | 57 | 136 | 26 | 19 | 62.10 | 73.08 | |
| WASHINGTON W | 1,026 | 501 | 900 | 366 | 54 | 131 | 179 | 577 | 586 | 124 | 173 | 359 | 350 | 26.37 | 97.49 | |
| WEST VIRGINIA N | 94 | 82 | 231 | 39 | 1 | 5 | 125 | 153 | 110 | 21 | 134 | 21 | 19 | 76.14 | 90.48 | |
| WEST VIRGINIA S | 374 | 115 | 528 | 253 | 7 | 39 | 93 | 198 | 142 | 37 | 152 | 18 | 14 | 73.43 | 77.78 | |
| WISCONSIN E | 342 | 321 | 331 | 115 | 8 | 53 | 124 | 187 | 174 | 16 | 155 | 20 | 19 | 81.15 | 95.00 | |
| WISCONSIN W | 142 | 188 | 281 | 95 | 74 | 28 | 55 | | | | | | | | | |

TABLE 37

U.S. ATTORNEY CIVIL LITIGATION PROCESSING - FISCAL YEAR ENDED SEPTEMBER 30, 1983

| JUDICIAL DISTRICT | PENDING CASES/ MATTERS | | CASES FILED | PREV. MATTER | PENDING CASES/ MATTERS | | CASES PENDING OVER 2 YEARS | J U D G M E N T S | | J U D G M E N T S | |
|-------------------|------------------------|------------------|-------------|--------------|------------------------|-----------------------|----------------------------|-------------------|------------------|-------------------|----------|
| | BEGIN FY | MATTERS RECEIVED | | CASES FILED | CASES/ MATTERS TERM | CASES/ MATTERS END FY | | FOR U.S. | PERCENT OF TOTAL | VS U.S. | OF TOTAL |
| ALABAMA N | 1,648 | 143 | 1,742 | 74 | 1,274 | 2,259 | 323 | 573 | 92.12 | 49 | 7.88 |
| ALABAMA M | 527 | 35 | 431 | 17 | 346 | 647 | 170 | 84 | 85.71 | 14 | 14.29 |
| ALABAMA S | 671 | 53 | 325 | 191 | 344 | 705 | 81 | 192 | 97.96 | 4 | 2.04 |
| ALASKA | 840 | 125 | 372 | 71 | 664 | 673 | 158 | 72 | 91.14 | 7 | 8.86 |
| ARIZONA | 1,548 | 306 | 917 | 130 | 999 | 1,774 | 295 | 225 | 84.59 | 41 | 15.41 |
| ARKANSAS E | 1,224 | 139 | 979 | 95 | 705 | 1,637 | 280 | 184 | 91.09 | 18 | 8.91 |
| ARKANSAS W | 548 | 9 | 571 | 17 | 413 | 715 | 92 | 87 | 75.65 | 28 | 24.35 |
| CALIF N | 5,797 | 474 | 1,089 | 1,203 | 2,986 | 4,374 | 1,030 | 461 | 90.39 | 49 | 9.61 |
| CALIF C | 6,993 | 645 | 1,859 | 248 | 1,931 | 7,566 | 900 | 342 | 96.34 | 13 | 3.66 |
| CALIF E | 3,043 | 110 | 776 | 133 | 1,559 | 2,370 | 810 | 130 | 87.25 | 19 | 12.75 |
| CALIF S | 568 | 220 | 551 | 16 | 400 | 939 | 105 | 93 | 96.88 | 3 | 3.13 |
| COLORADO | 2,988 | 573 | 637 | 341 | 1,787 | 2,411 | 305 | 315 | 93.20 | 23 | 6.80 |
| CONNECTICUT | 2,553 | 226 | 997 | 127 | 1,314 | 2,462 | 763 | 129 | 87.76 | 18 | 12.24 |
| DELAWARE | 219 | 31 | 241 | 31 | 263 | 228 | 18 | 40 | 90.91 | 4 | 9.09 |
| DIST OF COLUMBIA | 4,247 | 149 | 1,314 | 152 | 1,649 | 4,061 | 1,827 | 345 | 87.12 | 51 | 12.88 |
| FLORIDA N | 818 | 203 | 487 | 96 | 581 | 927 | 90 | 156 | 96.30 | 6 | 3.70 |
| FLORIDA M | 3,219 | 485 | 1,537 | 345 | 2,020 | 3,221 | 445 | 401 | 91.14 | 39 | 8.86 |
| FLORIDA S | 4,671 | 1,876 | 2,020 | 358 | 2,390 | 6,177 | 846 | 345 | 92.99 | 26 | 7.01 |
| GEORGIA N | 1,947 | 245 | 875 | 42 | 813 | 2,254 | 417 | 186 | 87.74 | 26 | 12.26 |
| GEORGIA M | 638 | 143 | 460 | 61 | 416 | 825 | 109 | 70 | 88.61 | 9 | 11.39 |
| GEORGIA S | 622 | 143 | 458 | 49 | 445 | 778 | 96 | 61 | 81.33 | 14 | 18.67 |
| HAWAII | 684 | 125 | 655 | 13 | 393 | 1,071 | 208 | 60 | 82.19 | 13 | 17.81 |
| IDAHO | 798 | 138 | 364 | 77 | 475 | 825 | 131 | 126 | 96.18 | 5 | 3.82 |
| ILLINOIS N | 6,107 | 385 | 2,577 | 190 | 3,407 | 5,662 | 1,363 | 283 | 83.73 | 55 | 16.27 |
| ILLINOIS S | 1,207 | 151 | 479 | 115 | 790 | 1,047 | 138 | 143 | 84.12 | 27 | 15.88 |
| ILLINOIS C | 875 | 99 | 645 | 39 | 736 | 873 | 112 | 64 | 83.12 | 13 | 16.88 |
| INDIANA N | 1,204 | 31 | 869 | 29 | 861 | 1,243 | 273 | 112 | 94.12 | 7 | 5.88 |
| INDIANA S | 1,350 | 305 | 860 | 97 | 908 | 1,607 | 275 | 233 | 96.28 | 9 | 3.72 |
| IOWA NORTH | 819 | 33 | 531 | 94 | 782 | 601 | 104 | 192 | 83.84 | 37 | 16.15 |
| IOWA SOUTH | 407 | 34 | 545 | 8 | 453 | 533 | 41 | 71 | 91.03 | 7 | 8.97 |
| KANSAS | 1,085 | 73 | 1,513 | 21 | 1,275 | 1,398 | 209 | 348 | 96.40 | 13 | 3.60 |
| KENTUCKY E | 6,287 | 100 | 1,099 | 64 | 1,935 | 5,551 | 2,180 | 658 | 96.76 | 22 | 3.24 |
| KENTUCKY W | 1,788 | 106 | 837 | 130 | 897 | 1,834 | 467 | 179 | 82.49 | 38 | 17.51 |
| LOUISIANA E | 1,000 | 209 | 592 | 19 | 388 | 1,413 | 388 | 220 | 92.83 | 17 | 7.17 |
| LOUISIANA M | 463 | 31 | 204 | 107 | 415 | 283 | 55 | 153 | 97.45 | 4 | 2.55 |
| LOUISIANA W | 1,182 | 245 | 779 | 95 | 523 | 1,683 | 283 | 250 | 92.94 | 19 | 7.06 |
| MAINE | 816 | 11 | 307 | 24 | 242 | 892 | 345 | 32 | 100.00 | 0 | .00 |
| MARYLAND | 3,762 | 507 | 512 | 71 | 1,760 | 3,021 | 1,018 | 123 | 83.67 | 24 | 16.33 |
| MASSACHUSETTS | 3,436 | 450 | 1,330 | 225 | 846 | 4,370 | 890 | 181 | 88.29 | 24 | 11.71 |
| MICHIGAN E | 3,947 | 209 | 2,907 | 124 | 2,534 | 4,529 | 738 | 927 | 68.01 | 436 | 31.99 |
| MICHIGAN M | 1,848 | 96 | 924 | 123 | 926 | 1,942 | 541 | 234 | 77.48 | 68 | 22.52 |
| MINNESOTA | 2,435 | 193 | 1,055 | 473 | 1,946 | 1,737 | 423 | 899 | 94.33 | 54 | 5.67 |
| MISSISSIPPI N | 527 | 34 | 296 | 23 | 270 | 587 | 151 | 59 | 90.77 | 6 | 9.23 |
| MISSISSIPPI S | 729 | 102 | 703 | 16 | 423 | 1,111 | 233 | 148 | 92.50 | 12 | 7.50 |
| MISSOURI E | 402 | 101 | 418 | 32 | 320 | 601 | 49 | 130 | 88.44 | 17 | 11.56 |
| MISSOURI M | 1,093 | 99 | 1,140 | 60 | 1,120 | 1,202 | 190 | 504 | 89.36 | 60 | 10.64 |
| MONTANA | 395 | 31 | 262 | 16 | 254 | 434 | 62 | 41 | 78.85 | 11 | 21.15 |
| NEBRASKA | 788 | 154 | 677 | 61 | 733 | 886 | 111 | 43 | 89.58 | 5 | 10.42 |
| NEVADA | 581 | 116 | 186 | 2 | 311 | 572 | 111 | 16 | 94.12 | 1 | 5.88 |
| NEW HAMPSHIRE | 225 | 46 | 147 | 5 | 161 | 257 | 54 | 34 | 94.44 | 2 | 5.56 |
| NEW JERSEY | 4,126 | 695 | 2,413 | 138 | 1,216 | 6,008 | 1,452 | 256 | 95.88 | 11 | 4.12 |
| NEW MEXICO | 837 | 125 | 687 | 101 | 523 | 1,126 | 133 | 84 | 92.31 | 7 | 7.69 |
| NEW YORK N | 1,617 | 204 | 841 | 99 | 938 | 1,724 | 413 | 79 | 88.76 | 10 | 11.24 |
| NEW YORK E | 10,286 | 1,459 | 2,790 | 172 | 2,481 | 12,054 | 4,773 | 434 | 88.57 | 56 | 11.43 |
| NEW YORK S | 5,307 | 474 | 2,151 | 258 | 3,357 | 4,575 | 1,431 | 980 | 93.96 | 63 | 6.04 |
| NEW YORK W | 1,369 | 146 | 903 | 128 | 1,123 | 1,295 | 252 | 185 | 89.81 | 21 | 10.19 |
| N CAROLINA E | 785 | 96 | 783 | 9 | 640 | 1,014 | 267 | 124 | 89.86 | 14 | 10.14 |
| N CAROLINA M | 581 | 71 | 287 | 68 | 444 | 495 | 112 | 149 | 91.98 | 13 | 8.02 |
| N CAROLINA W | 663 | 152 | 372 | 131 | 477 | 710 | 44 | 148 | 85.55 | 25 | 14.45 |
| NORTH DAKOTA | 414 | 92 | 439 | 48 | 299 | 646 | 78 | 52 | 96.30 | 2 | 3.70 |
| OHIO NORTH | 6,724 | 297 | 2,517 | 259 | 1,541 | 7,997 | 3,638 | 369 | 90.22 | 40 | 9.78 |
| OHIO SOUTH | 3,284 | 250 | 2,765 | 165 | 2,247 | 4,062 | 668 | 576 | 72.45 | 219 | 27.55 |
| OKLAHOMA N | 503 | 25 | 668 | 27 | 668 | 528 | 91 | 171 | 96.61 | 6 | 3.39 |
| OKLAHOMA E | 378 | 147 | 273 | 38 | 251 | 547 | 48 | 44 | 91.67 | 4 | 8.33 |
| OKLAHOMA W | 641 | 166 | 635 | 49 | 539 | 903 | 111 | 87 | 90.63 | 9 | 9.38 |
| OREGON | 2,834 | 220 | 1,224 | 28 | 763 | 3,515 | 862 | 61 | 75.31 | 20 | 24.69 |
| PENNSYLVANIA E | 2,185 | 362 | 1,316 | 90 | 1,015 | 2,848 | 687 | 165 | 62.98 | 97 | 37.00 |
| PENNSYLVANIA M | 1,698 | 196 | 751 | 17 | 99 | 2,536 | 845 | 8 | 80.00 | 2 | 20.00 |
| PENNSYLVANIA W | 2,047 | 502 | 1,523 | 258 | 1,549 | 2,523 | 432 | 682 | 97.15 | 20 | 2.85 |
| PUERTO RICO | 2,688 | 809 | 1,115 | 356 | 1,572 | 3,040 | 680 | 66 | 94.29 | 4 | 5.71 |
| RHODE ISLAND | 673 | 13 | 202 | 61 | 342 | 546 | 201 | 114 | 90.48 | 12 | 9.52 |
| S CAROLINA | 3,792 | 718 | 1,367 | 136 | 1,439 | 4,438 | 935 | 214 | 60.45 | 140 | 39.55 |
| S DAKOTA | 378 | 19 | 461 | 14 | 275 | 583 | 68 | 42 | 79.25 | 11 | 20.75 |
| TENNESSEE E | 634 | 107 | 699 | 42 | 590 | 850 | 104 | 146 | 88.48 | 19 | 11.52 |
| TENNESSEE M | 503 | 49 | 598 | 42 | 522 | 628 | 82 | 115 | 95.83 | 5 | 4.17 |
| TENNESSEE W | 1,126 | 353 | 692 | 106 | 721 | 1,450 | 208 | 74 | 90.24 | 8 | 9.76 |
| TEXAS NORTH | 2,619 | 324 | 846 | 294 | 1,306 | 2,483 | 614 | 417 | 94.56 | 24 | 5.44 |
| TEXAS EAST | 1,191 | 81 | 626 | 68 | 532 | 1,366 | 419 | 256 | 96.24 | 10 | 3.76 |
| TEXAS SOUTH | 2,773 | 986 | 1,625 | 237 | 1,508 | 3,876 | 827 | 455 | 94.79 | 25 | 5.21 |
| TEXAS WEST | 1,930 | 255 | 728 | 253 | 939 | 1,984 | 399 | 271 | 95.09 | 14 | 4.91 |
| UTAH | 906 | 49 | 718 | 118 | 966 | 707 | 97 | 153 | 93.29 | 11 | 6.71 |
| VERMONT | 277 | 56 | 268 | 11 | 244 | 357 | 27 | 22 | 59.46 | 15 | 40.54 |
| VIRGINIA E | 830 | 189 | 2,102 | 57 | 899 | 2,222 | 169 | 206 | 91.96 | 18 | 8.04 |
| VIRGINIA M | 2,323 | 33 | 1,120 | 371 | 1,263 | 2,213 | 435 | 370 | 88.94 | 46 | 11.06 |
| WASHINGTON E | 747 | 97 | 340 | 56 | 461 | 723 | 168 | 100 | 90.91 | 10 | 9.09 |
| WASHINGTON W | 1,713 | 106 | 283 | 79 | 898 | 1,204 | 398 | 188 | 81.39 | 43 | 18.61 |
| WEST VIRGINIA N | 783 | 102 | 381 | 0 | 164 | 1,102 | 304 | 14 | 87.50 | 2 | 12.50 |
| WEST VIRGINIA S | 1,203 | 259 | 1,177 | 13 | 980 | 1,659 | 395 | 614 | 96.39 | 23 | 3.61 |
| WISCONSIN E | 1,375 | 110 | 932 | 93 | 704 | 1,713 | 337 | 44 | 80.00 | 11 | 20.00 |
| WISCONSIN W | 1,282 | 65 | 914 | 175 | 1,139 | 1,122 | 197 | 312 | 97.81 | 7 | 2.19 |
| WYOMING | 291 | 36 | 197 | 14 | 257 | 267 | 15 | 60 | 82.19 | 13 | 17.81 |
| GUAM | 796 | 0 | 54 | 0 | 22 | 828 | 600 | 12 | 100.00 | 0 | .00 |
| VIRGIN ISLANDS | 122 | 3 | 31 | 0 | 19 | 137 | 75 | 3 | 75.00 | 1 | 25.00 |
| TOTAL | 168,803 | 21,015 | 82,865 | 10,829 | 87,311 | 185,372 | 44,354 | 19,876 | 88.52 | 2,578 | 11.48 |