



Report to Congress on the 2013-2015 Activities of Grantees Receiving Federal Funds under the Grants to Reduce Violent Crimes Against Women on Campus Program

December 2016

**REPORT TO CONGRESS
ON THE 2013 - 2015 ACTIVITIES
OF GRANTEEES RECEIVING FEDERAL FUNDS UNDER THE
GRANTS TO REDUCE VIOLENT CRIMES AGAINST WOMEN
ON CAMPUS PROGRAM**

Contents

Introduction	3
Funding Summary	4
Statutory Purpose Areas Addressed by Campus Program Grantees.....	5
Campus Program Grantees' 2013 – 2015 Activities.....	6
Technical Assistance.....	8
Development of Technical Assistance Manual – Curricula and Roadmap	12
Additional Information.....	13
Future Activities.....	13
Resources	13
Appendices	15

Introduction

The Office on Violence Against Women (OVW) established the Grants to Reduce Violent Crimes Against Women on Campus Program (Campus Program) in accordance with the Violence Against Women Act (VAWA).¹ Under this grant program, institutions of higher education may use funds for enhancing victim services and developing programs to prevent violent crimes against women on campuses, including domestic violence, dating violence, sexual assault, and stalking.

The provisions at 42 U.S.C. 14045b(d)(4) require the Attorney General to submit an annual report to the committees of the House of Representatives and the Senate responsible for issues relating to higher education and crime. The report must address the activities of grantees receiving federal funds under the Campus Program, provide information about the effectiveness of these programs, and include a summary of persons served. Specifically, the Attorney General must report to Congress on the number of grants and the amount of funds distributed; a summary of the purposes for which the grants were provided and an evaluation of the progress made under the grants; a statistical summary of the persons served, detailing the nature of victimization, and providing data on age, sex, race, ethnicity, language, disability, relationship to offender, geographic distribution, and type of campus; and an evaluation of the effectiveness of programs funded. Campus Program grantees whose activities are described in this report are as follows:

- Calendar year (CY) 2013 activities reported by grantees receiving funding under solicitations from FYs 2006 – 2013;
- CY 2014 activities reported by grantees receiving funding under solicitations from FYs 2006 – 2014; and

“We have served a record number of victims this grant period. Being able to address this need in a comprehensive, effective, and confidential way is a result of our Campus Program funding. Victims have received advocacy, crisis intervention, hospital accompaniment, legal and institutional accompaniment, as well as counseling services and other services. These are crucial services for victims on campus and without funding we would not have been able to provide them.”

“[Victim services] is a use of our grant funds that we feel has been most beneficial and impactful, having a clear and direct benefit to students who have or are currently struggling in unhealthy and abusive relationships. While it may not touch as many students as the mandatory education programs do, the impact is much more significant for each student who uses this service. Because of this grant, a counselor has been able to further educate victims on red flags and warning signs of intimate partner violence.”

¹ 42 U.S.C. 14045b.

- CY 2015 activities reported by grantees receiving funding under solicitation from FYs 2007 – 2015.

Additional information on Campus Program activities, as well as information on current research on sexual and dating/domestic violence on campuses, can be found in OVW's biennial Reports to Congress on the Effectiveness of Grant Programs under the Violence Against Women Act. The 2014 report is available at <https://www.justice.gov/ovw/file/450866/download>, and the 2016 report is forthcoming in late 2016.

Funding Summary

As required by VAWA, the Campus Program grantees that received awards in FYs 2013 – 2015 were geographically diverse and distributed between private and public institutions of higher education located in rural, urban, and suburban communities.

- In FY 2013, OVW funded 21% of Campus Program applications received. A total of \$7,337,181 was awarded through 27 grants to institutions in 23 different states. Awards ranged in amount from \$35,000 to \$499,984.
- In FY 2014, OVW funded 71% of Campus Program applications received.² A total of \$5,938,707 was awarded through 17 grants to institutions in 14 different states. Awards ranged in amount from \$299,004 and \$580,000.
- In FY 2015, OVW funded 19% of Campus Program applications received. A total of \$8,543,772 was awarded through 27 grants to institutions in 20 different states. Awards ranged in amount from \$293,381 to \$749,096.

² In FY 2014, Campus Program eligibility was limited to Campus Program grantees that received grants in FYs 2008 through 2011 and received no more than two prior cycles of funding.

“The greatest tangible benefit we have experienced is the improvement in communication and coordination between departments. If issues arise, we very quickly are able to pull the necessary folks together and figure out where things went wrong and how to correct the situation. Furthermore, we have made sure all departments and partners both on and off campus understand that we welcome participation, ideas, and input. This has led to a greater trust among partners on campus.”

“The university has worked hard to improve our response to domestic violence, dating violence, sexual assault and stalking since 2012. We feel great strides have been made in keeping students safe, responding to incidents in a timely manner, reporting in the correct ways, and holding accountable those who have committed violent crimes on campus.”

Statutory Purpose Areas Addressed by Campus Program Grantees

The Campus Program enhances the safety of victims by supporting higher education institutions in the development of services and programs uniquely designed to address and prevent the four crimes on campuses. Purpose areas include:

- Providing personnel, training, technical assistance, and data collection, to increase apprehension, investigation, and adjudication;
- Developing and implementing campus policies, protocols, and services that more effectively identify and respond to these crimes;
- Implementing educational programming on prevention;
- Developing or strengthening victim services programs, including providing legal, medical, or psychological counseling;
- Providing assistance and information about victims' options on and off campus to bring disciplinary or other legal action, including assistance to victims in immigration or trafficking matters;
- Expanding data collection and communication systems;
- Providing capital improvements including improved lighting and communications facilities; and
- Supporting improved coordination among campus administrators, campus security personnel, and local law.

VAWA 2013 expanded these purpose areas to include:

- Developing or adapting and providing developmental, culturally appropriate, and linguistically accessible print or electronic materials to address both prevention and intervention; and

- Developing and promoting population-specific strategies and projects for victims from underserved populations on campus.

These new purpose areas were implemented in FY 2014, meaning that grants made on or after October 1, 2014 could specifically address these purpose areas.

Campus Program Grantees' 2013 – 2015 Activities

Appendix B of this report contains six-month summaries of Campus Program grantees' activities from January 2013 through December 2015, and Appendix C is a data snapshot of the Campus Program.

The tables below present quantitative information about Campus Program grantees' efforts to address dating/domestic violence, sexual assault, and stalking at their schools. Because numbers alone do not adequately reflect what Campus Program grantees are accomplishing with their OVW funds, excerpts from grantees' progress reports can be found throughout this report.

Positions funded

Reporting period	No. grantees reporting	Full-time equivalent (FTE) staff funded
Jan-Jun 2013	82	104
Jul-Dec 2013	100	87
Jan-Jun 2014	85	88
Jul-Dec 2014	81	77
Jan-Jun 2015	79	86
Jul-Dec 2015	96	80

“As a result of this grant the Dean's Office and the Center for Women and Community work effectively together to ensure support for student survivors. Interoffice referrals have increased significantly over the past two years. When a survivor requests support from a dean, the office will request a confidential advocate to meet with that student immediately. The advocate explains all the options available to the student...The dean's office has established an effective network throughout the university to assist survivors with a broad range of academic, safety and financial issues including everything from changing the parking lot in which a survivor parks their car, removing survivor's names from the university people search function, changing classes, negotiating with financial aid about scholarships, moving residence halls, talking to campus employers and ensuring certain athletic teams do not practice at the same time, so a survivor does not have to encounter her perpetrator in the gym.”

Victims served and not served

Reporting period	No. victims served & partially served	No. victims not served	No. sexual assault victims	No. dating / domestic violence victims	No. stalking victims
Jan-Jun 2013	1005	1	444	451	110
Jul-Dec 2013	911	1	453	371	87
Jan-Jun 2014	814	2	390	324	100
Jul-Dec 2014	885	3	453	324	108
Jan-Jun 2015	1015	3	543	357	115
Jul-Dec 2015	919	1	519	320	80

OVW grantees count victims served by “presenting victimization”, meaning the victimization for which the victim first requested services. Many victims served by OVW grantees have suffered multiple victimizations and receive services accordingly. For example, a victim might request services related to dating violence, but s/he might also receive services related to sexual assault victimization.

Training

Reporting period	No. of people trained
Jan-Jun 2013	6,537
Jul-Dec 2013	9,482
Jan-Jun 2014	4,791
Jul-Dec 2014	11,583
Jan-Jun 2015	8,371
Jul-Dec 2015	15,630

Prevention education

Reporting period	No. incoming students total	No. of program events for incoming students	No. of incoming students getting Campus program funded prevention education (including co-funded with other sources)	Percent of incoming students getting Campus Program funded (and Campus & other funding) prevention education
Jan-Jun 2013	87,274	786	39,374	45%
Jul-Dec 2013	245,140	1,019	189,203	77%
Jan-Jun 2014	70,026	360	40,917	58%
Jul-Dec 2014	210,907	1,178	167,950	80%
Jan-Jun 2015	69,902	410	54,482	78%
Jul-Dec 2015	279,098	1,814	231,576	83%

Note that colleges/universities might be educating all of their incoming students, but during different reporting periods, so the percentage of incoming students educated in a given six-month period can be under 100%.

Crimes reported and actions taken

Reporting period	On campus crimes			Off campus crimes			Accountability actions	
	No. of victims reporting crimes that occurred on campus	No. of on campus crimes reported to campus police	No. of on campus crimes reported to community law enforcement	No. victims reporting crimes that occurred off campus	No. of off campus crimes reported to campus police	No. of off campus crimes reported to community law enforcement	No. of offenses resulting in criminal charges filed in local jurisdiction	No. of offenses resulting in disciplinary action or judicial board actions
Jan-Jun 2013	157	139	18	154	120	34	160	333
Jul-Dec 2013	176	143	33	145	109	36	265	313
Jan-Jun 2014	145	134	11	356	74	282	138	327
Jul-Dec 2014	197	183	14	176	176	69	95	315
Jan-Jun 2015	175	157	18	148	44	104	129	332
Jul-Dec 2015	197	162	35	123	46	77	122	381

Technical Assistance

OVW partnered with California Coalition Against Sexual Assault, Mississippi Coalition Against Sexual Assault, Black Women's Blueprint/National Organization of Sisters of Color Ending Sexual Assault, Men Can Stop Rape, Green Dot, Inc., East Central University, and the Clery Center for Security on Campus to provide technical assistance (TA) to recipients of OVW Campus Program grants. The purpose of TA is to give grantees the resources, guidance, and training necessary to align their work with effective practices for responding to sexual assault, dating/domestic violence, and stalking on campuses.

TA providers submit semi-annual progress reports on their activities and accomplishments, just as Campus Program grantees do. Campus Program TA providers reported that:

- In 2013, they trained 1,891 people through 77 training opportunities, completed 724 TA consultations, and developed or revised 60 TA products (e.g., curricula, brochures, resource guides, websites, etc.)
- In 2014, they trained 2,943 people through 256 training opportunities, completed 1,321 TA consultations, and developed or revised 182 TA products.
- In 2015, they trained 3,351 people through 133 training opportunities, completed 1,368 TA consultations, and developed or revised 138 TA products.

Each technical assistance provider's 2013 – 2015 activities are summarized below.

California Coalition Against Sexual Assault (CALCASA)

CALCASA, founded in 1980 by a coalition of rape crisis centers, provides leadership, vision and resources to rape crisis centers, individuals and other entities committed to ending sexual violence by engaging local, national, and global stakeholders through

technology, advocacy, training, and capacity development. CALCASA has served as a TA provider for Campus Program grantees since the grant program's inception.

During the period covered in this report, CALCASA provided basic and advanced training on developing an effective response to violence against women on campus. It hosted web-based conferences on emerging issues (e.g., how to effectively include students in development and revision of sexual assault policy, and information on VAWA 2013's amendments to the Clery Act). It also provided ongoing TA by telephone, in person, and through email in response to distinct requests from grantees. CALCASA moderated a listserv that grantees used for peer-to-peer learning, and organized and facilitated meetings for new Campus Program grantees, which provided the grantees critical information on issues related to violence on campus and gave them the administrative and financial training they need to effectively manage their grants.

CALCASA	2013	2014	2015
Number of people trained	283	1041	566
Number of training events	6	18	10
Number of TA consultations	31	82	67
Number of products developed or revised	3	23	1

Mississippi Coalition Against Sexual Assault (MSCASA)

MSCASA is a non-profit organization whose goal is to foster a greater awareness of the trauma of rape and sexual assault through training and education. It provides specialized training and TA on the disciplinary and judicial board mandatory training requirement for grantees. MSCASA conducted a TA needs assessment that included calls with grantees, and drafted foundational training content for campus disciplinary and judicial boards, focusing on three areas: legal compliance and policy, cultural competence and advocacy, and process and core competencies. MSCASA planned, participated in, and facilitated Campus Program Institutes and provided TA through site visits, conference calls, and webinars for OVW grantees to improve and strengthen their application of the training content to their disciplinary and judicial board processes.

Mississippi Coalition Against Sexual Assault	2013	2014	2015
Number of people trained	640	405	854
Number of training events	56	38	79
Number of TA consultations	463	555	745
Number of products developed or revised	2	34	28

Black Women's Blueprint/ National Organization of Sisters of Color Ending Sexual Assault (BWB/SCESA)

BWB, a national organization addressing violence against women in Black/African American communities, and SCESA partnered to provide targeted technical assistance and training for historically black colleges and universities (HBCUs) who are Campus Program grantees and potential grantees. BWB and SCESA also developed a bystander intervention curriculum geared towards HBCUs in response to their need for

culturally- and linguistically-specific bystander education and messaging to empower black students, faculty, and staff to prevent violence against women on campus.

BWB and SCESA provided TA to Campus grantees that are HBCUs, including site visits and phone consultations, webinars, curriculum development and trainings, and reviewing policies and educational materials created for primary prevention education and mandatory student orientation. BWB and SCESA maintained a listserv for HBCU Campus Program grantees, providing opportunities to build partnerships and share information across institutions. They also coordinated a meeting focused on the impact of domestic violence, dating violence, stalking, and sexual assault in African American communities, including contextual, historical, and cultural factors.

BWB and SCESA also coordinated a regional meeting with grantees and non-grantee HBCUs, conducted an environmental scan of the landscape of HBCUs, and assisted HBCUs in documenting key issues that affect their responses to violence against women. In addition, BWB and SCESA developed training materials for workshops titled "Creating a Culturally Competent Campus Using an Intersectional Framework" to help mainstream institutions of higher education increase their capacity to respond to the needs of students of color.

Black Women's Blueprint	2013	2014	2015
Number of people trained	12	169	282
Number of training events	5	7	9
Number of TA consultations	9	92	21
Number of products developed or revised	1	3	7

Men Can Stop Rape (MCSR)

MCSR supports comprehensive programming to engage boys and men in preventing dating/domestic violence, sexual assault, and stalking. Central to the organization's work is an understanding of the role healthy masculinity plays in teaching boys and men to be strong without being violent. MCSR reached out to OVW Campus grantees to assess if and how they were engaging men and to further their efforts by recommending fundamental elements for successfully engaging campus men in prevention. The procedure for gathering assessment information was conducted through a process of triangulation—collecting three different kinds of data—to lead to more reliable and in-depth results. The first phase captured what almost 80% of the Campus grantees were doing to engage male-identified faculty, staff, and students. The second phase considered the challenges and successes around engaging men. The final phase took a closer look at the challenges and successes faced by a small sample of campuses.

Men Can Stop Rape	2013	2014	2015
Number of people trained	0	455	567
Number of training events	0	10	15
Number of TA consultations	0	20	96
Number of products developed or revised	0	13	29

Green Dot, Inc.

Nationally recognized for its evidence-based bystander intervention program and model for community mobilization, Green Dot, Inc. provides consultation, training, and curriculum development for colleges, universities, community-based organizations, coalitions, and government agencies to prepare them to implement effective violence prevention strategies.

Green Dot provided TA to assist grantees in meeting the OVW grant requirement of establishing mandatory prevention and education programming for all incoming students. Specifically, Green Dot collaborated with experts in the field and analyzed existing research to build the curriculum for a training institute. Green Dot presented at new grantee orientations, hosted prevention-focused webinars for all Campus Program grantees, and conducted comprehensive reviews of programming materials. In addition to direct TA, Green Dot outlined future directions for training and TA for the Campus Program that build on grantees' foundational knowledge and skills to enable them to develop research-informed, sustainable prevention programs.

Green Dot	2013	2014	2015
Number of people trained	0	434	350
Number of training events	0	172	12
Number of TA consultations	28	66	384
Number of products developed or revised	5	12	17

East Central University

East Central University's Safety Training and Technical Assistance for Administrators, Boards, and Law Enforcement Campus Program (STTAABLE) provides technical assistance and training tailored to the individual needs of colleges and universities and based on best practices for preventing and responding to sexual and gender-based violence.

STTAABLE worked with Campus Program TA providers to revise and update a TA needs assessment for OVW grantees to identify their most significant training needs. STTAABLE also modified the content and framework of its Law Enforcement Institute, based on grantee feedback. It provided consultations and referrals over the phone, through email, and during in-person meetings. STTAABLE coordinated the law enforcement tracks of the Campus Institutes (training conferences for Campus grantees and created the Campus Program New Grantee User Guide for distribution to new Campus grantees.

East Central University	2013	2014	2015
Number of people trained	706	360	389
Number of training events	8	9	4
Number of TA consultations	172	486	13
Number of products developed or revised	41	97	52

Clery Center for Security on Campus

The Clery Center for Security On Campus (Clery Center), a nonprofit organization dedicated to working in collaboration for safer campuses, developed training curricula presenting a summary of the Jeanne Clery Disclosure of Campus Security Policy and Campus Crime Statistics Act, which requires colleges and universities to disclose information about crime on and around their campuses. Clery Center staff presented at Campus Institutes on the technical requirements of the Clery Act and how those requirements relate to responding and preventing sexual violence on campus.

Clery Center for Security on Campus	2013	2014	2015
Number of people trained	250	79	343
Number of training events	2	2	4
Number of TA consultations	21	20	38
Number of products developed or revised	8	0	4

Development of Technical Assistance Manual – Curricula and Roadmap

Between 2014 and 2015, OVW partnered with an expert in research on sexual assault and evaluation of campus-based prevention efforts, Dr. Victoria Banyard at the University of New Hampshire, to document the innovative practices that Campus Program grantees use to respond to crimes on campus and develop a coordinated, sequential approach to achieving the program's goals and providing effective training and technical assistance. The first step of this engagement involved collecting examples of strategies in the following topic areas: prevention education, victim services, campus policies, training for law enforcement or conduct boards, judicial/conduct board policies, cultural competence, and engaging men in ending dating/domestic and sexual violence.

This project culminated in the completion of a comprehensive Technical Assistance Manual that guides grantees, TA providers, and OVW staff through all aspects of the Campus Program. The manual includes the following:

- A detailed description of the roles, responsibilities, and minimum requirements for TA providers;
- Foundational materials that explain the goals of the Campus Program;

- A roadmap that guides grantees through their three-year grant period;
- Five curricula for Campus Program grantees, built around clearly-defined core competencies, track competencies, and subject area competencies;
- Templates and forms that grantees and TA providers can use to document their work, training provided and received, etc.; and
- Assessment and evaluation tools.

Additional Information

Information concerning the campus crime statistics for the individual campuses receiving Campus Program funds in 2013-2015 can be found at the Department of Education website: <http://ope.ed.gov/security>. Also, a list of Campus Program grantees can be found in Appendix A.

Future Activities

Campus Program grantees must create a coordinated community response to sexual assault, dating/domestic violence, and stalking on campuses, and they should adopt policies and protocols that treat these offenses as serious crimes. They must develop services for victims and campus programs that prioritize victim safety, offender accountability, and prevention. Through their policies, protocols, and actions, institutions of higher education can demonstrate to every student that violence in any form will not be tolerated, and that sexual assault, dating/domestic violence, and stalking are crimes that cause significant harm and have serious consequences.

Resources

On the following page is a list of materials and publications from OVW related to sexual violence on college campuses.

“In partnership with the school's Title IX office, we also created curriculum for a program in which all first year students participate in weekly discussions around topics relevant to their first year on campus. We created the curriculum around sexual violence prevention and survivor-centered language and then trained Resident Assistant (RA) facilitators on how to use it with their students. This program was done in 50 groups across campus and reached all first year students and all RAs.”

“[The grant is funding work] on projects such as a Campus Climate Survey [from which] data are currently being analyzed to assess issues on campus and the current services and resources. The results will represent over 800 students even though the suggested sample size was 355 students between the ages of 18-24.”

“Having a high level of top-down support has cultivated a culture of engagement that has allowed Campus Program-funded efforts to have a lasting impact and greater effectiveness.”

Center for Changing Our Campus Culture (<http://changingourcampus.org/>), a comprehensive online clearinghouse, was created to provide resources for colleges and universities on responding to sexual assault, dating/domestic violence, and stalking.

Campus Climate Survey Validation Study: Final Technical Report

The Campus Climate Survey Validation Study (CCSVS) was conducted by the Bureau of Justice Statistics (BJS) and RTI International, with support from OVW, between 2014-2016. The CCSVS was undertaken to validate a survey instrument and method for measuring campus climate and the prevalence of sexual assault. The report can be found at:

<http://www.bjs.gov/content/pub/pdf/ccsvsfr.pdf>.

More than 23,000 students at nine schools completed the survey as part of the CCSVS. The study found that the participating schools each had unique “climate” factors, and the rate of sexual assault varied across those campuses.

- For undergraduate women, prevalence rates of completed sexual assaults ranged from 4% to 20% during the 2014-2015 school year. The rate ranged between 1% and 6% for undergraduate men.
- Over the course of their time in college, 13% to 51% of fourth-year women had been a victim of sexual battery or rape. At greatest risk for sexual violence were women, younger students, and lesbian, gay and bisexual students. Transgender students were also found to be disproportionately victimized: since entering college, the prevalence rate of sexual assault for transgender students at all nine schools was nearly 28%.

“The entire state university system is now committed to providing sexual assault prevention programs and full-time, accessible advocacy services for their students. As part of our ongoing work with the new grant, we are looking to work more with our graduate student population.”

“From a community partner: ‘As an organization, we are now well-versed in what needs to be done on campuses, and are able to work with other colleges by assisting their Title IX coordinators. Because of this grant, we train the [university’s] Conduct Committee and are spreading the model to other institutions of higher learning. We are very satisfied with the quality of work that has been achieved and with the responsiveness of [university] to the needs of survivors.’”

Based on the results of the CCSVS, a revised survey tool was developed for the White House Task Force to Protect Students from Sexual Assault (Notalone.gov) in January of

2016 and made available to schools and researchers to use in conducting campus climate surveys.

- *Campus Training Standards for Campus Security Personnel and Campus Disciplinary and Judicial Boards*
<http://www.ovw.usdoj.gov/docs/campustrainingstandards-le.pdf>
- *Establishing a Mandatory Prevention and Education Program for All Incoming Students on Campus*
<https://www.justice.gov/sites/default/files/ovw/legacy/2008/01/11/campus-minimum-standards-orientation.pdf>
- *Creating a Coordinated Community Response (CCR) on Campus*
<http://www.ovw.usdoj.gov/docs/standards-for-ccr.pdf>

Appendices

Appendix A: Grants to Reduce Violent Crimes Against Women on Campus, Awards Made in FYs 2010 – 2016 (includes awards made before 2013, as prior-year grantees make up a considerable portion of activities reported between 2013 and 2015)

Appendix B: Six-month Summary Data Reports, CYs 2013 – 2015, which includes a summary of victims served and purpose areas addressed

Appendix C: Data snapshot of the Campus Program

Appendix A

Grants to Reduce Violent Crimes Against Women on
Campus, Awards Made in FYs 2010 – 2016

Grants to Reduce Violent Crimes Against Women on Campus, Awards Made in FYs 2010 – 2016

FY 2010				FY 2011			
Grantee	City	State	Amount	Grantee	City	State	Amount
United Tribes Technical College	Bismarck	ND	\$245,000	Alabama State University	Montgomery	AL	\$300,000
East Central University	Ada	OK	\$700,000	Cal Poly Pomona Foundation, Inc.	Pomona	CA	\$199,991
Pacific Lutheran University	Tacoma	WA	\$249,677	Carilion Medical Center dba Jefferson College Health Science	Roanoke	VA	\$240,750
University of Puerto Rico at Humacao	Humacao	PR	\$700,000	East Central University	Ada	OK	\$200,000
University of Guam	Mangilao	GU	\$300,000	East Stroudsburg University of PA	East Stroudsburg	PA	\$147,540
University of Northern Iowa	Cedar Falls	IA	\$700,000	Gannon University	Erie	PA	\$298,638
Howard University	Washington	DC	\$300,000	Gateway Community and Technical College	Florence	KY	\$300,000
Mississippi State University	Mississippi State	MS	\$300,000	Lone Star College System	The Woodlands	TX	\$300,000
Board of Trustees of Western Illinois University	Macomb	IL	\$300,000	LSU Health Sciences Center in Shreveport (LSUHSC-Shreveport)	Shreveport	LA	\$300,000
University of Missouri-Kansas City	Kansas City	MO	\$449,975	Norfolk State University	Norfolk	VA	\$200,000
Northern Illinois University	DeKalb	IL	\$299,724	North Central Texas College	Gainesville	TX	\$300,000
Marietta College	Marietta	OH	\$300,000	Northwestern University	Evanston	IL	\$299,935
Fitchburg State College	Fitchburg	MA	\$300,000	Prairie View A&M University	Prairie View	TX	\$225,000
William Paterson University	Wayne	NJ	\$299,464	Regents of the University of California	Santa Barbara	CA	\$297,799
Johnson C. Smith University	Charlotte	NC	\$299,270	Regents of the University of California	Irvine	CA	\$299,993
Western Oregon University	Monmouth	OR	\$299,992	Southern University and A&M College	Baton Rouge	LA	\$268,963
University of Vermont and State Agricultural College	Burlington	VT	\$108,955	St. John's University, New York	Queens	NY	\$300,000
Texas A&M University-Commerce	Commerce	TX	\$282,478	The University of Texas - Pan American	Edinburg	TX	\$299,998
Winthrop University	Rock Hill	SC	\$299,209	University of Delaware	Newark	DE	\$498,138
DePauw University	Greencastle	IN	\$299,006	University of Houston - Victoria	Victoria	TX	\$299,758
Grand Valley State University	Allendale	MI	\$265,129	University of Iowa	Iowa City	IA	\$299,994
Regents of the Univ of CO/Univ of CO at Colorado Springs	Colorado Springs	CO	\$499,645	University of New Haven	West Haven	CT	\$299,474
Dickinson College	Carlisle	PA	\$298,037	University of Portland	Portland	OR	\$158,722
Total Award Amount			\$8,095,561	University of Puerto Rico-Rio Piedras Campus	San Juan	PR	\$300,000
Total Number of Awards			23	Utah State University	Logan	UT	\$297,230
				Washington State University Pullman	Pullman	WA	\$300,000
				Total Award Amount			\$7,231,923
				Total Number of Awards			26

Grants to Reduce Violent Crimes Against Women on Campus, Awards Made in FYs 2010 – 2016

FY 2012				FY 2013			
Grantee	City	State	Amount	Grantee	City	State	Amount
Samford University	Birmingham	AL	\$499,551	Georgia College & State University	Milledgeville	GA	\$299,686
Humboldt State University	Acrata	CA	\$248,819	North Central College	Naperville	IL	\$274,600
Sponsored Programs Foundation							
The Regents of the University of California	Merced	CA	\$269,871	Northern Kentucky University	Highland Heights	KY	\$299,989
Gallaudet University	Washington	DC	\$300,000	University of Southern Maine	Portland	ME	\$300,000
Joliet Junior College	Joliet	IL	\$297,196	Prince George's Community College	Largo	MD	\$300,000
Loyola University Chicago	Chicago	IL	\$270,000	University of Massachusetts Amherst	Amherst	MA	\$269,906
Trustees of Clark University	Worcester	MA	\$499,962	University of Massachusetts Dartmouth	North Dartmouth	MA	\$300,000
Wheaton College	Norton	MA	\$298,731	Grand Valley State University	Allendale	MI	\$281,252
College of St. Scholastica, Inc.	Duluth	MN	\$299,994	Winona State University	Winona	MN	\$293,859
The University of Mississippi	University	MS	\$253,250	Salish Kootenai College	Pablo	MT	\$35,000
The University of Montana	Missoula	MT	\$297,731	Board of Regents, NSHE obo University of Nevada Las Vegas	Las Vegas	NV	\$295,448
The Research Foundation of State University of New York	Stony Brook	NY	\$270,000	William Paterson University	Wayne	NJ	\$300,000
North Carolina Central University	Durham	NC	\$268,445	Nassau Community College	Garden City	NY	\$300,000
The University of North Carolina at Chapel Hill	Chapel Hill	NC	\$299,978	Bennett College	Greensboro	NC	\$497,242
Minot State University	Minot	ND	\$300,000	Elizabeth City State University	Elizabeth City	NC	\$293,188
Ohio University	Athens	OH	\$270,000	The University of Findlay	Findlay	OH	\$287,000
Bucknell University	Lewisburg	PA	\$299,818	Northeastern State University	Tahlequah	OK	\$297,778
The University of Tennessee at Martin	Martin	TN	\$270,000	Western Oregon University	Monmouth	OR	\$299,992
North Central Texas College	Gainesville	TX	\$200,000	Lincoln University	Lincoln University	PA	\$35,000
Old Dominion University Research Foundation	Norfolk	VA	\$300,000	University of Puerto Rico Carolina Campus	Carolina	PR	\$35,000
Virginia State University	Petersburg	VA	\$298,437	Voorhees College	Denmark	SC	\$300,000
Fairmont State University	Fairmont	WV	\$499,968	Angelo State University	San Angelo	TX	\$35,000
Total Award Amount			\$6,811,751	University of Texas at Brownsville	Brownsville	TX	\$35,000
Total Number of Awards			22	President and Fellows of Middlebury College	Middlebury	VT	\$272,258
				University of Richmond	Richmond	VA	\$499,984
				West Virginia University	Morgantown	WV	\$300,000
				Hampton University	Hampton	VA	\$300,000
				Total Award Amount			\$7,037,182
				Total Number of Awards			26

Grants to Reduce Violent Crimes Against Women on Campus, Awards Made in FYs 2010 – 2016

FY 2014				FY 2015			
Grantee	City	State	Amount	Grantee	City	State	Amount
Regents of the University of California, Santa Barbara	Santa Barbara	CA	\$299,004	Humboldt State University Sponsored Programs Foundation	Arcata	CA	\$300,000
The Regents of the University of California	Irvine	CA	\$299,980	Shasta-Tehama-Trinity Joint Community College District	Redding	CA	\$300,000
The Regents of the University of California, San Diego	La Jolla	CA	\$299,941	Asnuntuck Community College	Enfield	CT	\$749,096
University of Colorado-Co. Springs	Colorado Springs	CO	\$580,000	Daytona State College	Daytona Beach	FL	\$300,000
University of Delaware	Newark	DE	\$580,000	Florida Agricultural and Mechanical University for BOT	Tallahassee	FL	\$300,000
University of Guam	Mangilao	GU	\$300,000	Valencia College	Orlando	FL	\$300,000
Northwestern University	Evanston	IL	\$299,997	Saint Joseph's College	Rensselaer	IN	\$300,000
University of Iowa	Iowa City	IA	\$300,000	Indian Hills Community College	Ottumwa	IA	\$299,885
Gateway Community and Technical College	Florence	KY	\$300,000	Washburn University of Topeka	Topeka	KS	\$299,838
Southern University and A&M College	Baton Rouge	LA	\$300,000	President and Trustees of Bates College	Lewiston	ME	\$300,000
University of Maryland, College Park	College Park	MD	\$580,000	Salem State University	Salem	MA	\$299,868
Bergen Community College	Paramus	NY	\$300,000	Mississippi Valley State University	Itta Bena	MS	\$300,000
New Mexico Highlands University	Las Vegas	NM	\$300,000	Avila University	Kansas City	MO	\$299,778
St. John's University	Jamaica	NY	\$299,913	Salish Kootenai College	Pablo	MT	\$300,000
University of North Carolina at Wilmington	Wilmington	NC	\$300,000	Board of Regents, NSHE, obo University of Nevada, Reno	Reno	NV	\$299,926
United Tribes Technical College	Bismarck	ND	\$299,872	Passaic County Community College	Paterson	NJ	\$299,664
Washington State University	Pullman	WA	\$300,000	The College of New Jersey	Ewing	NJ	\$299,039
Total Award Amount			\$5,938,707	Mars Hill University	Mars Hill	NC	\$298,958
Total Number of Awards			17	University of North Carolina-Chapel Hill	Chapel Hill	NC	\$299,123
				Cabrini College	Radnor	PA	\$293,381
				Juniata College	Huntingdon	PA	\$299,947
				Messiah College	Mechanicsburg	PA	\$298,910
				University of Puerto Rico at Carolina	Carolina	PR	\$300,000
				Augustana College	Sioux Falls	SD	\$299,929
				The University of Tennessee	Knoxville	TN	\$299,821
				The University of Texas at El Paso	El Paso	TX	\$299,995
				Edmonds Community College	Lynnwood	WA	\$300,000
				Total Award Amount			\$8,537,158
				Total Number of Awards			27

Grants to Reduce Violent Crimes Against Women on Campus, Awards Made in FYs 2010 – 2016

FY 2016			FY 2016 (continued)		
Grantee	State	Amount	Grantee	State	Amount
Fairmont State University	WV	\$731,049	Benedictine University	IL	\$295,674
Saint Leo University, Inc.	FL	\$299,416	York College of Pennsylvania	PA	\$293,313
University of Mary Washington	VA	\$299,926	Upper Iowa University	IA	\$293,292
Mercy College of Health Sciences	IA	\$510,947	Northwest Arkansas Community College	AR	\$279,391
Manchester University	IN	\$299,713	North Carolina Central University	NC	\$299,995
Springfield Technical Community College	MA	\$300,000	The University of Toledo	OH	\$299,202
Loyola University Maryland, Inc.	MD	\$750,000	Felician University, a New Jersey	NJ	\$300,000
Emory & Henry College	VA	\$299,892	Western Oregon University	OR	\$300,000
North Carolina Agricultural and Technical State University	NC	\$549,999	Jackson State University	MS	\$300,000
Austin College	TX	\$300,000	College of Mount Saint Vincent	NY	\$299,928
Siena Heights University	MI	\$299,955	Prince George's Community College	MD	\$300,000
Saint Anselm College	NH	\$297,311	Benedict College	SC	\$300,000
Gettysburg College	PA	\$299,093	The University of Tulsa	OK	\$299,999
Southern Illinois University Edwardsville	IL	\$300,000	Total Award Amount \$15,229,902 Total Number of Awards 44		
University of South Dakota	SD	\$300,000			
Regents of the University of Idaho	ID	\$298,466			
Georgian Court University	NJ	\$299,829			
Kent State University	OH	\$299,994			
Texas Lutheran University	TX	\$296,439			
Georgia College and State University	GA	\$299,961			
Carroll University	WI	\$300,000			
Scripps College	CA	\$749,998			
Nebraska Wesleyan University	NE	\$299,295			
Winona State University	MN	\$299,354			
Coahoma Community College	MS	\$289,304			
Wheaton College	MA	\$300,000			
Utah State University	UT	\$299,974			
President and Fellows of Middlebury College	VT	\$299,305			
The Curators of the University of Missouri (Rolla)	MO	\$300,000			
Columbus State University	GA	\$300,000			
Grambling State University (Student Counseling WRC)	LA	\$299,888			
Doane College	NE	\$300,000			

Appendix B

Six-month Summary Data Reports,
CYs 2013 – 2015



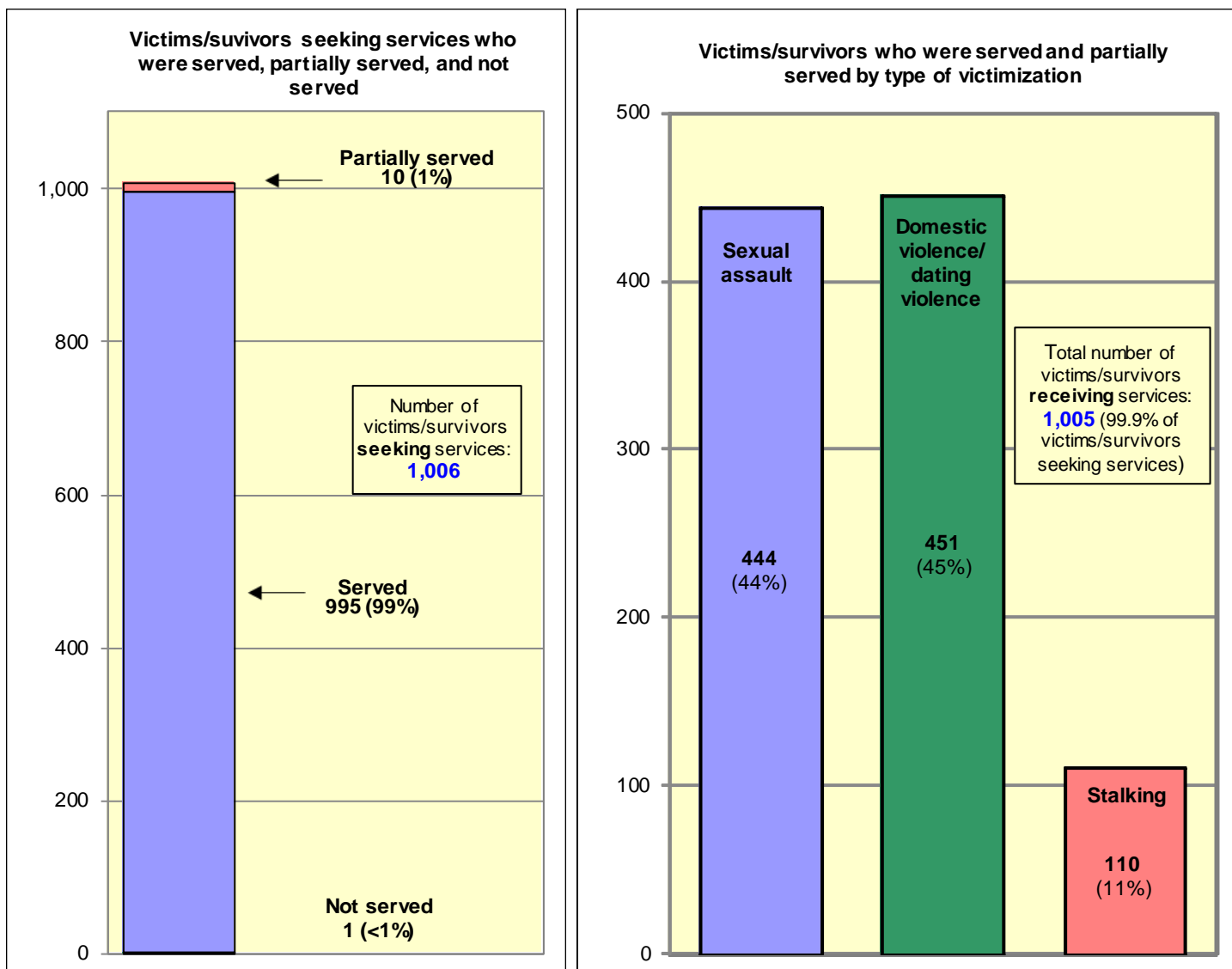
January 1, 2013 – June 30, 2013
Office on Violence Against Women
**Grants to Reduce Domestic Violence,
Dating Violence, Sexual Assault, and
Stalking on Campus Program
(Campus Program)¹**

The primary purpose of the Campus Program is to develop and strengthen victim/survivors services in cases involving violent crimes against women on campuses. The Campus Program also aims to strengthen security and investigate strategies to prevent and prosecute violent crimes against women on campuses.

Number of grantees reporting	82
------------------------------	----

Victim Services: Campus Program grantees provided services to over **1,000** victims/survivors of sexual assault, domestic violence, dating violence and stalking.

Number of grantees using funds for victim services: **53** (65% of all grantees reporting)



¹ This report contains selected data submitted by Campus Program grantees on a semi-annual progress report.

Victim services and demographics: Campus Program grantees provide an array of services to victims/survivors of sexual assault, domestic violence, dating violence and stalking. These services include victim advocacy (actions designed to help victims/survivors obtain needed resources or services), crisis intervention, and legal advocacy (assistance navigating the criminal and/or legal system). Victims/survivors receive referrals, and information as needed.

Number of victims/survivors receiving the following services:

Victim/survivor advocacy: **538** (54% of those receiving services)
 Crisis intervention: **470** (47%)
 Support group/counseling services: **371** (37%)
 Academic/education advocacy: **230** (23%)
 Legal advocacy: **167** (17%)
 Disciplinary board advocacy: **77** (8%)
 Hospital/clinic/other medical response: **58** (6%)
 Housing assistance: **58** (6%)
 Transportation: **22** (2%)
 Civil legal assistance: **4** (<1%)

Number of hotline calls from victims/survivors:
334

Demographic data:

Gender²

- ♦ Female: **898** (90%)
- ♦ Male: **101** (10%)

Race/ethnicity^{2,3}

- ♦ White: **519** (56%)
- ♦ Black or African American: **163** (18%)
- ♦ Hispanic or Latino: **135** (15%)
- ♦ Asian: **67** (7%)
- ♦ American Indian or Alaska Native: **41** (4%)
- ♦ Native Hawaiian or Other Pacific Islander: **6** (1%)

Other demographics⁴

- ♦ Rural: **118** (12% of those receiving services)
- ♦ Disabilities: **70** (7%)
- ♦ Immigrants/refugees/asylum seekers: **11** (1%)
- ♦ Limited English proficiency: **10** (1%)

Relationship to offender⁵

- ♦ Domestic violence/dating violence
 - Current or former spouse or intimate partner: **208** (47%)
 - Dating relationship: **162** (37%)
 - Other family member: **55** (12%)
 - Acquaintance: **17** (4%)
- ♦ Sexual assault
 - Acquaintance: **218** (50%)
 - Dating relationship: **68** (16%)
 - Stranger: **60** (14%)
 - Other family member: **57** (13%)
 - Current or former spouse or intimate partner: **30** (7%)
- ♦ Stalking
 - Acquaintance: **53** (50%)
 - Dating relationship: **26** (24%)
 - Current or former spouse or intimate partner: **16** (15%)
 - Stranger: **9** (8%)
 - Other family member: **3** (3%)

² Percentages are based on victims/survivors receiving services for whom this information was known.

³ Some victims/survivors may identify with more than one race/ethnicity, so the total number reported in race/ethnicity may be higher than the total number of victims/survivors served.

⁴ Because victims/survivors may be represented in more than one of these categories, or not at all, the total for this category may be higher or lower than the total number of victims/survivors served.

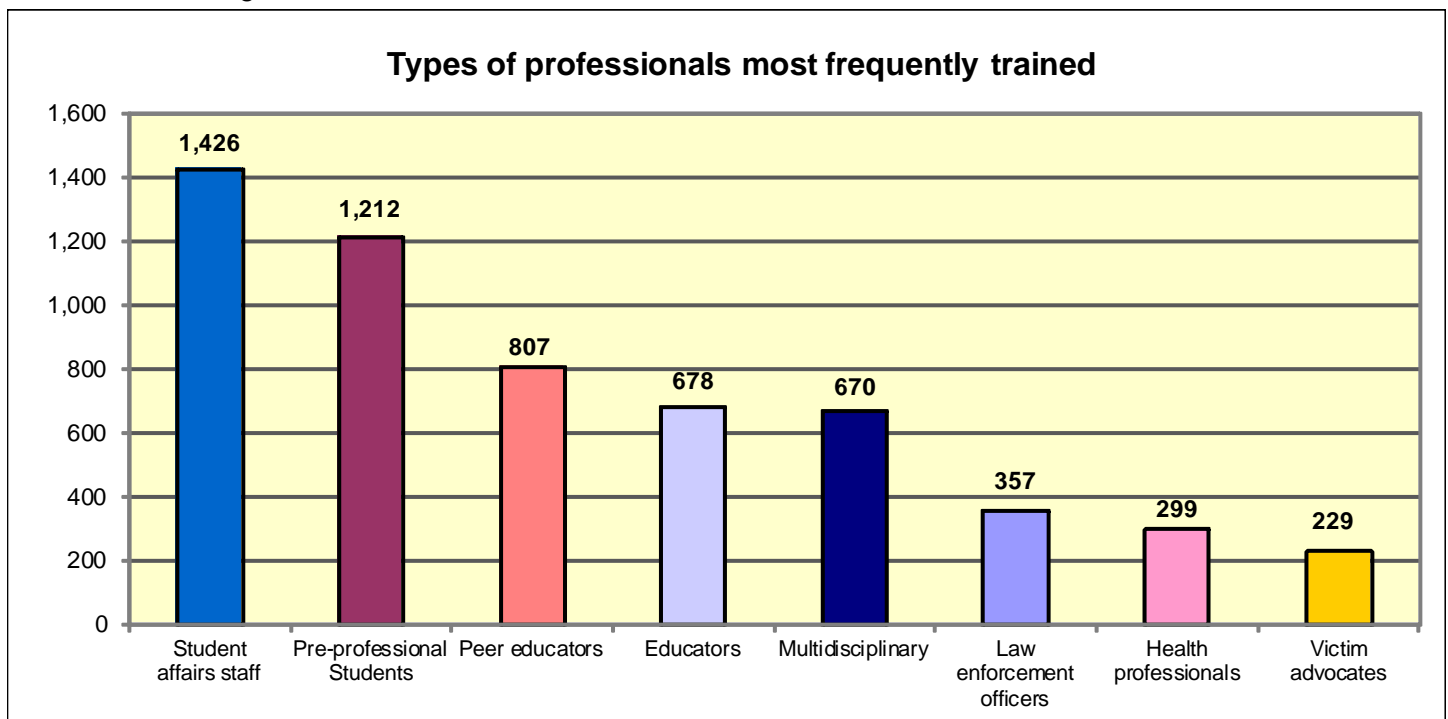
⁵ Victims/survivors may have been abused by more than one offender and/or may have experienced more than one type of victimization, so the total for each victimization category (when unknowns are included) may be higher than the total number of victims/survivors served in each of those categories. Percentages presented here are based on the total number of known relationships in each victimization category.

Training: Campus Program grantees train professionals to improve the response to victims/survivors of sexual assault, domestic violence, dating violence, and stalking, and to increase offender accountability.

Number of grantees using funds for training: **63** (77% of all grantees reporting)

Total number of people trained: **6,537**

Number of training events: **352**



Topics on which grantees provided training ⁶			
Training topic	Number of grantees training on this topic	Training topic	Number of grantees training on this topic
Sexual assault overview, dynamics, and services	56	Campus police/security response	34
Dating violence overview, dynamics, and services	50	Safety planning for victims/survivors	30
Stalking/cyber stalking overview, dynamics, and services	46	Clery Act reporting	29
Domestic violence overview, dynamics, and services	44	Community response to sexual assault	29
Confidentiality	43	Coordinated community response	29
Drug-facilitated sexual assault	35	Disciplinary/judicial board response	29

⁶ Not all topics reported by grantees are presented here.

Education for incoming students: All Campus grantees must implement and operate educational programs for the prevention of violent crimes against women as part of an overall coordinated campus and community response to violence against women on campuses.

Education for incoming students	
Number of program events for incoming students provided with Campus Program funds	786
Number of incoming students	87,274
Number of incoming students receiving prevention education provided with Campus Program funds	28,065⁷ (32% of all incoming students)

Staff: Campus Program staff provide victim services, training, and prevention education to ensure a coordinated response to violence against women on campus.

Total number of grantees using funds for staff: **78** (95% of all grantees reporting)

Total number of full time equivalent staff funded⁸	104
Program coordinator (34% of all staff funded)	35
Trainer/educator (27%)	28
Victim advocate (14%)	15
Administrator(10%)	10
Support staff (10%)	10
Counselor (4%)	4
Campus police/security officer (2%)	2
Information technology staff (1%)	1

⁷ The number of incoming students receiving prevention education provided with Campus Program funds and other funding sources was 69,433 (80% of all incoming students).

⁸ Categories are rounded to the nearest whole number and only categories with at least one FTE after rounding are included.

Campus and community measures: Campus Program grantees are required to collect and report on all sexual assault, domestic violence, dating violence, and stalking offenses that either occurred on campus or that occurred off campus and involved students.

Campus and community measures

160 offenses resulted in criminal charges being filed in the local jurisdiction
333 offenses resulted in campus disciplinary/judicial board actions

157 victims/survivors reported crimes occurring on campus
♦ 139 of these reported to campus police/security
♦ 18 reported to community law enforcement

154 victims/survivors reported crimes occurring off campus
♦ 120 of these reported to community law enforcement
♦ 34 reported to campus police/security

51 temporary protection orders and **52** final protection orders were granted



Violence Against Women Act
Measuring Effectiveness Initiative
Muskie School of Public Service, University of Southern Maine

July 1, 2013 – December 31, 2013
Office on Violence Against Women

Grants to Reduce Domestic Violence, Dating Violence, Sexual Assault, and Stalking on Campus Program (Campus Program)¹

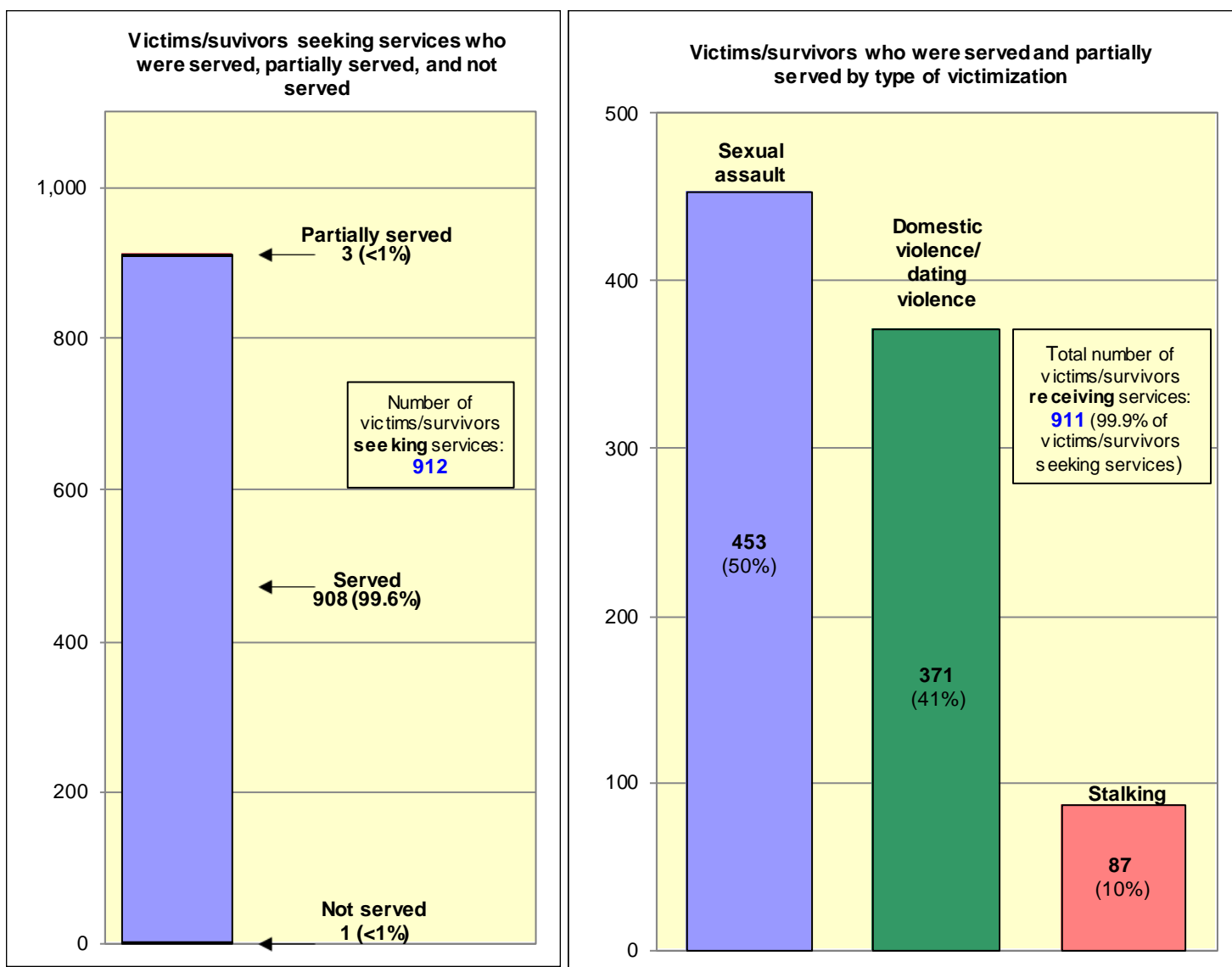
Revised July 9, 2015

The primary purpose of the Campus Program is to develop and strengthen victim/survivors services in cases involving violent crimes against women on campuses. The Campus Program also aims to strengthen security and investigate strategies to prevent and prosecute violent crimes against women on campuses.

Number of grantees reporting	100
------------------------------	-----

Victim Services: Campus Program grantees provided services to over **911** victims/survivors of sexual assault, domestic violence, dating violence and stalking.

Number of grantees using funds for victim services: **52** (52% of all grantees reporting)



¹ This report contains selected data submitted by Campus Program grantees on a semi-annual progress report. Throughout this document, the sum of percentages may not equal 100 due to rounding.

Victim services and demographics: Campus Program grantees provide an array of services to victims/survivors of sexual assault, domestic violence, dating violence and stalking. These services include victim advocacy (actions designed to help victims/survivors obtain needed resources or services), crisis intervention, and legal advocacy (assistance navigating the criminal and/or legal system). Victims/survivors receive referrals, and information as needed.

Number of victims/survivors receiving the following services:

Crisis intervention: **613** (67% of those receiving services)
 Victim/survivor advocacy: **508** (56%)
 Support group/counseling services: **326** (36%)
 Academic/education advocacy: **270** (30%)
 Legal advocacy: **125** (14%)
 Disciplinary board advocacy: **92** (10%)
 Hospital/clinic/other medical response: **86** (9%)
 Housing assistance: **61** (7%)
 Transportation: **26** (3%)
 Civil legal assistance: **2** (<1%)

Number of hotline calls from victims/survivors:
561

Demographic data:

Gender²

- ♦ Female: **819** (91%)
- ♦ Male: **85** (9%)

Race/ethnicity^{2,3}

- ♦ White: **375** (45%)
- ♦ Black or African American: **207** (25%)
- ♦ Hispanic or Latino: **109** (13%)
- ♦ American Indian or Alaska Native: **74** (9%)
- ♦ Asian: **67** (8%)
- ♦ Native Hawaiian or Other Pacific Islander: **14** (2%)

Other demographics⁴

- ♦ Rural: **113** (12% of those receiving services)
- ♦ Disabilities: **69** (8%)
- ♦ Limited English proficiency: **14** (2%)
- ♦ Immigrants/refugees/asylum seekers: **13** (1%)

Relationship to offender⁵

- ♦ Sexual assault
 - Acquaintance: **277** (62%)
 - Dating relationship: **55** (12%)
 - Stranger: **44** (10%)
 - Current or former spouse or intimate partner: **38** (9%)
 - Other family member: **32** (7%)
- ♦ Domestic violence/dating violence
 - Current or former spouse or intimate partner: **154** (41%)
 - Dating relationship: **154** (41%)
 - Other family member: **47** (13%)
 - Acquaintance: **17** (5%)
- ♦ Stalking
 - Acquaintance: **40** (47%)
 - Dating relationship: **22** (26%)
 - Current or former spouse or intimate partner: **21** (24%)
 - Stranger: **2** (2%)
 - Other family member: **1** (1%)

² Percentages are based on victims/survivors receiving services for whom this information was known.

³ Some victims/survivors may identify with more than one race/ethnicity, so the total number reported in race/ethnicity may be higher than the total number of victims/survivors served.

⁴ Because victims/survivors may be represented in more than one of these categories, or not at all, the total for this category may be higher or lower than the total number of victims/survivors served.

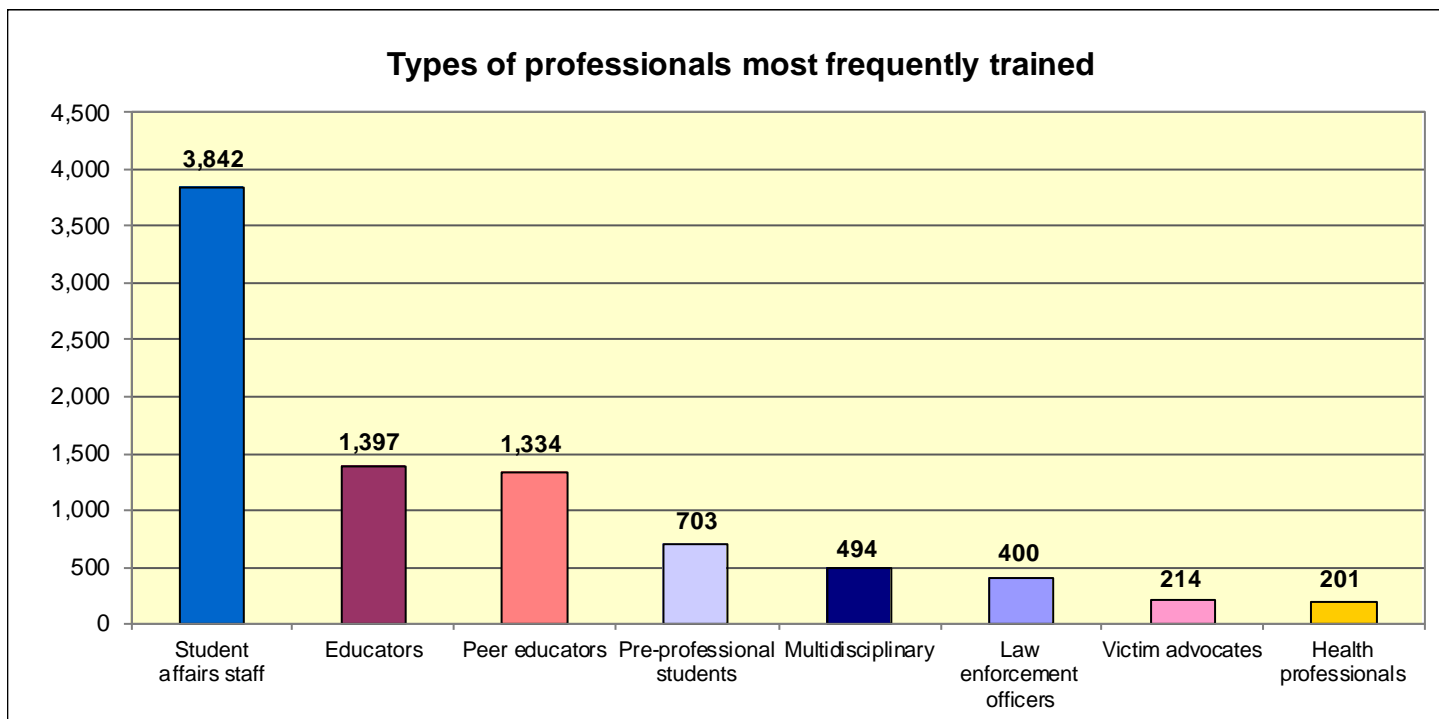
⁵ Victims/survivors may have been abused by more than one offender and/or may have experienced more than one type of victimization, so the total for each victimization category (when unknowns are included) may be higher than the total number of victims/survivors served in each of those categories. Percentages presented here are based on the total number of known relationships in each victimization category.

Training: Campus Program grantees train professionals to improve the response to victims/survivors of sexual assault, domestic violence, dating violence, and stalking, and to increase offender accountability.

Number of grantees using funds for training: **65** (65% of all grantees reporting)

Total number of people trained: **9,482**

Number of training events: **338**



Topics on which grantees provided training ⁶			
Training topic	Number of grantees training on this topic	Training topic	Number of grantees training on this topic
Sexual assault overview, dynamics, and services	58	Disciplinary/judicial board response	38
Dating violence overview, dynamics, and services	57	Drug-facilitated sexual assault	37
Domestic violence overview, dynamics, and services	52	Community response to sexual assault	36
Confidentiality	50	Campus police/security response	34
Stalking/cyber stalking overview, dynamics, and services	48	Coordinated community response	33
Safety planning for victims/survivors	40	Mandatory reporting requirements	29

⁶ Not all topics reported by grantees are presented here.

Education for incoming students: All Campus grantees must implement and operate educational programs for the prevention of violent crimes against women as part of an overall coordinated campus and community response to violence against women on campuses.

Education for incoming students	
Number of program events for incoming students provided with Campus Program funds	1,019
Number of incoming students	245,140
Number of incoming students receiving prevention education provided with Campus Program funds	106,051 ⁷ (43% of all incoming students)

Staff: Campus Program staff provide victim services, training, and prevention education to ensure a coordinated response to violence against women on campus.

Total number of grantees using funds for staff: **81** (81% of all grantees reporting)

Total number of full time equivalent staff funded ⁸	87
Program coordinator (30% of all staff funded)	26
Trainer/educator (25%)	22
Victim advocate (16%)	14
Administrator (11%)	10
Support staff (9%)	8
Counselor (3%)	3
Campus police/security officer (2%)	2
Evaluator (1%)	1

⁷ The number of incoming students receiving prevention education provided with Campus Program funds and other funding sources was 195,866 (80% of all incoming students).

⁸ Categories are rounded to the nearest whole number and only categories with at least one FTE after rounding are included.

Campus and community measures: Campus Program grantees are required to collect and report on all sexual assault, domestic violence, dating violence, and stalking offenses that either occurred on campus or that occurred off campus and involved students.

Campus and community measures

265 offenses resulted in criminal charges being filed in the local jurisdiction

313 offenses resulted in campus disciplinary/judicial board actions

176 victims/survivors reported crimes occurring on campus

- ♦ 143 of these reported to campus police/security
- ♦ 33 reported to community law enforcement

145 victims/survivors reported crimes occurring off campus

- ♦ 109 of these reported to community law enforcement
- ♦ 36 reported to campus police/security

51 temporary protection orders and **32** final protection orders were granted



Violence Against Women Act
Measuring Effectiveness Initiative
Muskie School of Public Service, University of Southern Maine

January 1, 2014 – June 30, 2014
Office on Violence Against Women
Grants to Reduce Domestic Violence,
Dating Violence, Sexual Assault, and
Stalking on Campus Program
(Campus Program)^{1,2}

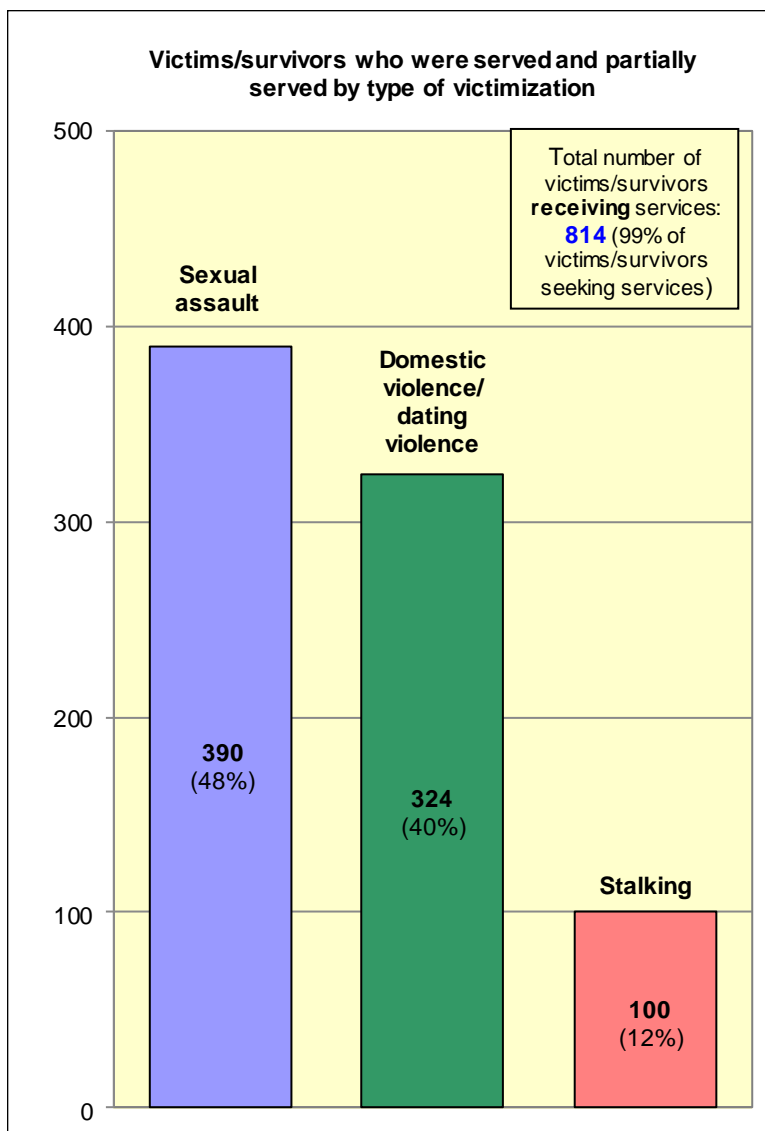
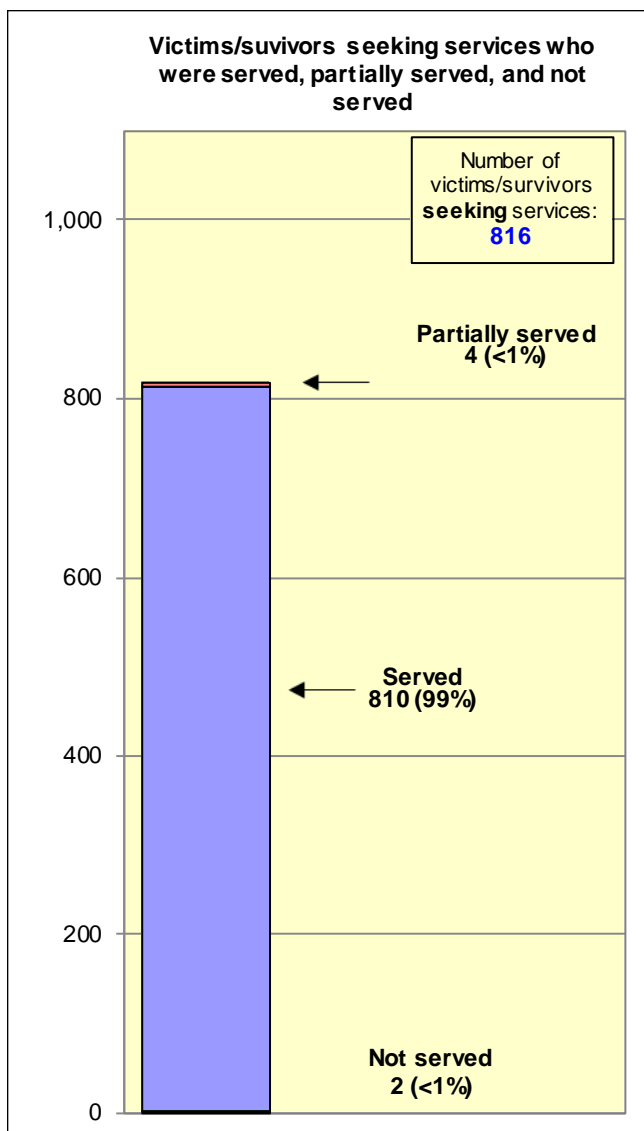
The primary purpose of the Campus Program is to develop and strengthen victim/survivors services in cases involving violent crimes against women on campuses. The Campus Program also aims to strengthen security and investigate strategies to prevent and prosecute violent crimes against women on campuses.

Number of grantees reporting

85

Victim Services: Campus Program grantees provided services to **814** victims/survivors of sexual assault, domestic violence, dating violence and stalking.

Number of grantees using funds for victim services: **56** (66% of all grantees reporting)



¹ This report contains selected data submitted by Campus Program grantees on a semi-annual progress report.

² Throughout this document, the sum of percentages may not equal 100 due to rounding.

Victim services and demographics: Campus Program grantees provide an array of services to victims/survivors of sexual assault, domestic violence, dating violence, and stalking. These services include victim advocacy (actions designed to help victims/survivors obtain needed resources or services), crisis intervention, and legal advocacy (assistance navigating the criminal and/or legal system). Victims/survivors receive referrals and information as needed.

Number of victims/survivors receiving the following services:

Victim/survivor advocacy: **501** (62% of those receiving services)

Crisis intervention: **349** (43%)

Support group/counseling services: **302** (37%)

Academic/education advocacy: **161** (20%)

Legal advocacy: **106** (13%)

Disciplinary board advocacy: **76** (9%)

Hospital/clinic/other medical response: **59** (7%)

Housing assistance: **49** (6%)

Transportation: **25** (3%)

Number of hotline calls from victims/survivors:
441

Demographic data:

Gender³

- ♦ Female: **691** (87%)
- ♦ Male: **103** (13%)

Race/ethnicity^{3,4}

- ♦ White: **390** (53%)
- ♦ Black or African American: **145** (20%)
- ♦ Hispanic or Latino: **84** (11%)
- ♦ Asian: **67** (9%)
- ♦ American Indian or Alaska Native: **41** (6%)
- ♦ Native Hawaiian or Other Pacific Islander: **14** (2%)

Other demographics⁵

- ♦ Rural: **72** (9% of those receiving services)
- ♦ Disabilities: **55** (7%)
- ♦ Immigrants/refugees/asylum seekers: **15** (2%)
- ♦ Limited English proficiency: **7** (1%)

Relationship to offender⁶

- ♦ Sexual assault
 - Acquaintance: **257** (67%)
 - Dating relationship: **41** (11%)
 - Stranger: **39** (10%)
 - Other family member: **27** (7%)
 - Current or former spouse or intimate partner: **21** (5%)
- ♦ Domestic violence/dating violence
 - Current or former spouse or intimate partner: **142** (46%)
 - Dating relationship: **108** (35%)
 - Other family member: **43** (14%)
 - Acquaintance: **18** (6%)
- ♦ Stalking
 - Acquaintance: **37** (39%)
 - Dating relationship: **26** (28%)
 - Stranger: **22** (23%)
 - Current or former spouse or intimate partner: **7** (7%)
 - Other family member: **2** (2%)

³ Percentages are based on victims/survivors receiving services for whom this information was known.

⁴ Some victims/survivors may identify with more than one race/ethnicity, so the total number reported in race/ethnicity may be higher than the total number of victims/survivors served.

⁵ Because victims/survivors may be represented in more than one of these categories, or not at all, the total for this category may be higher or lower than the total number of victims/survivors served.

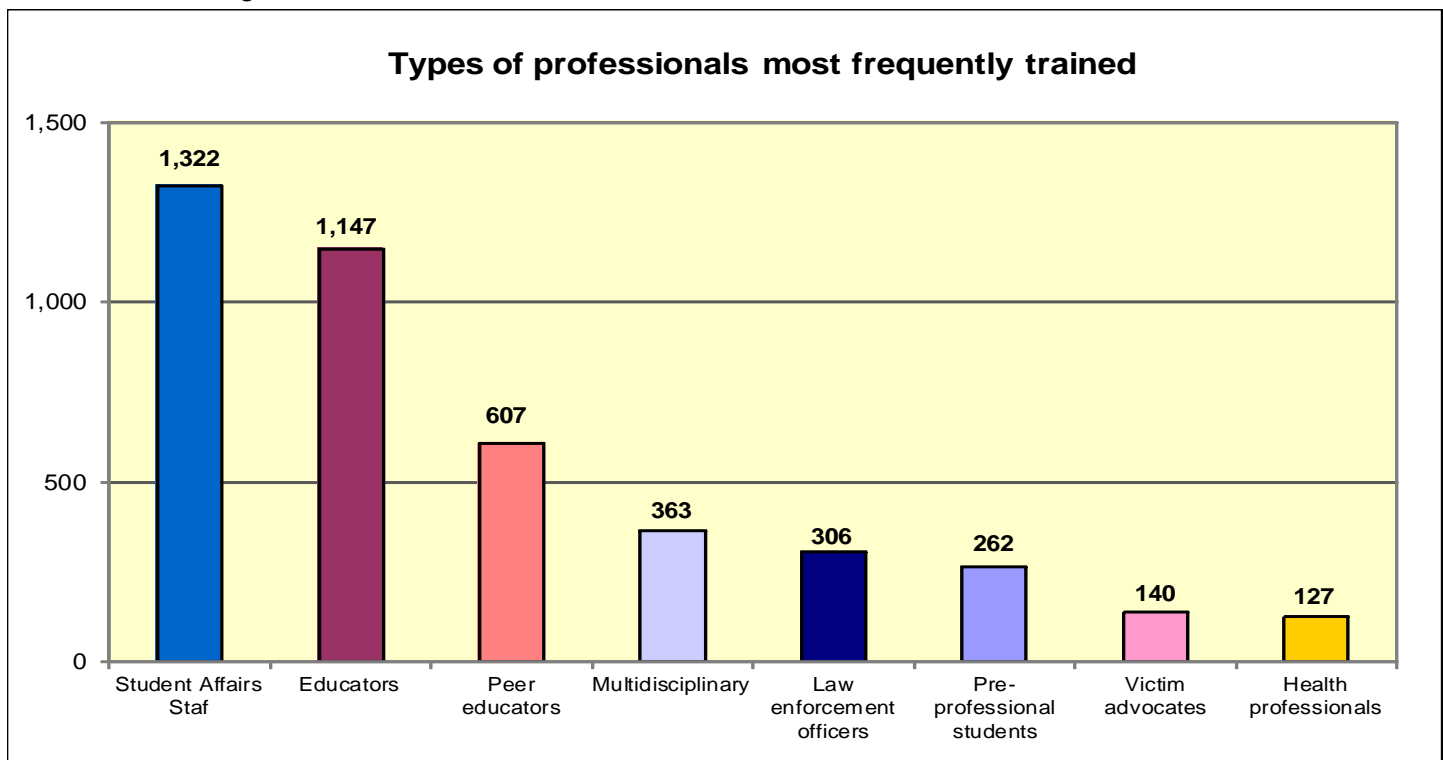
⁶ Victims/survivors may have been abused by more than one offender and/or may have experienced more than one type of victimization, so the total for each victimization category (when unknowns are included) may be higher than the total number of victims/survivors served in each of those categories. Percentages presented here are based on the total number of known relationships in each victimization category.

Training: Campus Program grantees train professionals to improve the response to victims/survivors of sexual assault, domestic violence, dating violence, and stalking, and to increase offender accountability.

Number of grantees using funds for training: **65** (76% of all grantees reporting)

Total number of people trained: **4,791**

Number of training events: **293**



Topics on which grantees most frequently provided training			
Training topic	Number of grantees training on this topic	Training topic	Number of grantees training on this topic
Sexual assault overview, dynamics, and services	54	Campus police/security response	35
Dating violence overview, dynamics, and services	50	Disciplinary/judicial board response	33
Domestic violence overview, dynamics, and services	46	Clery act reporting	32
Confidentiality	44	Mandatory reporting requirements	32
Stalking/cyber stalking overview, dynamics, and services	41	Safety planning for victims/survivors	31

Education for incoming students: All Campus grantees must implement and operate educational programs for the prevention of violent crimes against women as part of an overall coordinated campus and community response to violence against women on campuses.

Education for incoming students	
Number of program events for incoming students provided with Campus Program funds	360
Number of incoming students	70,026
Number of incoming students receiving prevention education provided with Campus Program funds	26,158 ⁷ (37% of all incoming students)

Staff: Campus Program staff provide victim services, training, and prevention education to ensure a coordinated response to violence against women on campus.

Total number of grantees using funds for staff: **82** (96% of all grantees reporting)

Total number of full time equivalent staff funded ⁸	88
Program coordinator (36% of all staff funded)	32
Trainer/educator (25%)	22
Victim advocate (15%)	13
Administrator (11%)	10
Support staff (6%)	5
Counselor (5%)	4
Campus police/security officer (1%)	1
Evaluator (1%)	1

⁷ The number of incoming students receiving prevention education provided with both Campus Program funds and other funding sources was 42,873 (61% of all incoming students).

⁸ Categories are rounded to the nearest whole number and only categories with at least one FTE after rounding are included.

Campus and community measures: Campus Program grantees are required to collect and report on all sexual assault, domestic violence, dating violence, and stalking offenses that either occurred on campus or that occurred off campus and involved students.

Campus and community measures

138 offenses resulted in criminal charges being filed in the local jurisdiction
327 offenses resulted in campus disciplinary/judicial board actions

145 victims/survivors reported crimes occurring on campus

- ♦ 134 of these reported to campus police/security
- ♦ 11 reported to community law enforcement

356 victims/survivors reported crimes occurring off campus

- ♦ 282 of these reported to community law enforcement
- ♦ 74 reported to campus police/security

58 temporary protection orders and **42** final protection orders were granted



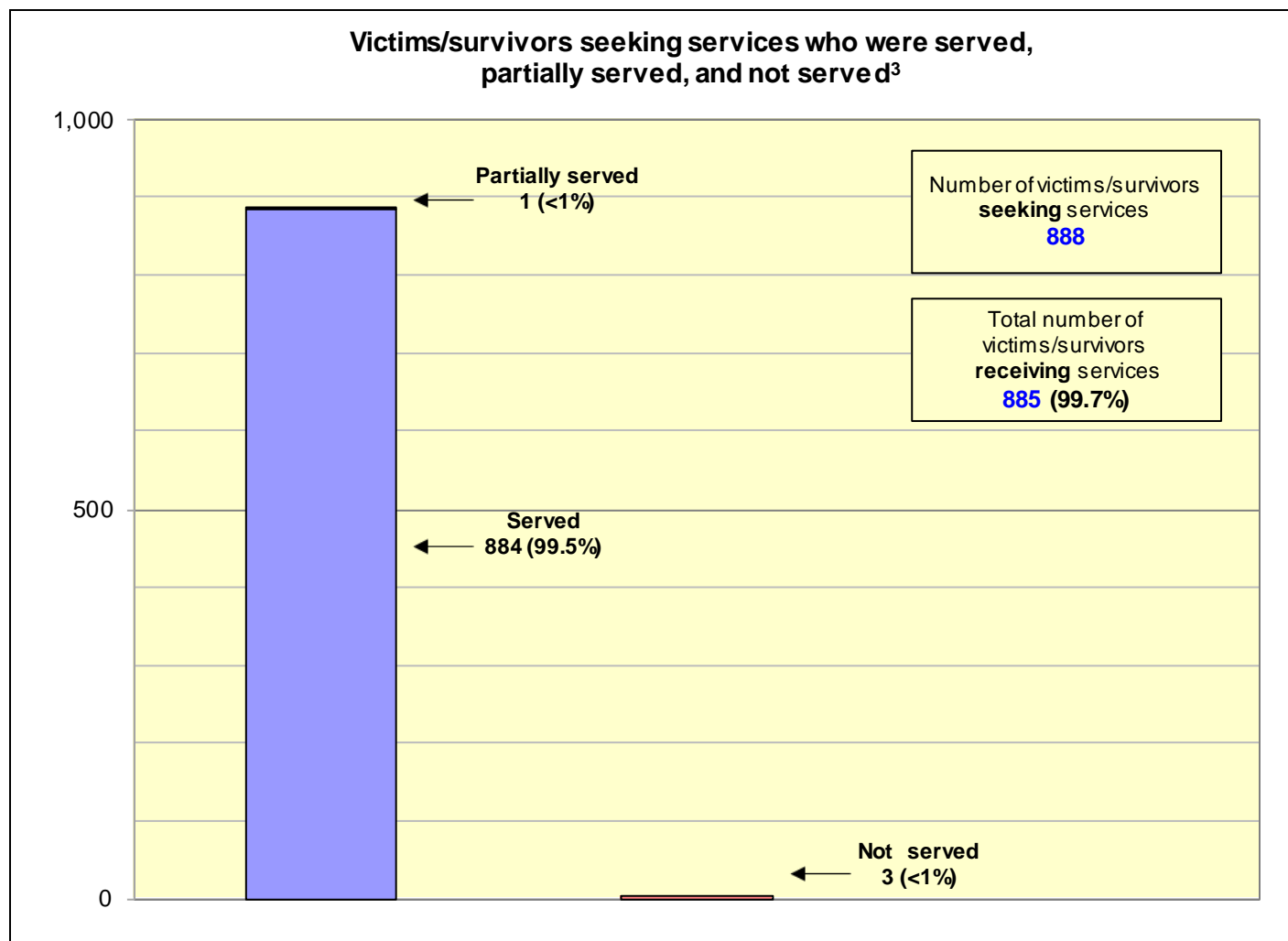
July 1, 2014 – December 31, 2014
Office on Violence Against Women
Grants to Reduce Domestic Violence,
Dating Violence, Sexual Assault, and
Stalking on Campus Program
(Campus Program)^{1,2}

The primary purpose of the Campus Program is to develop and strengthen victim/survivors services in cases involving violent crimes against women on campuses. The Campus Program also aims to strengthen security and investigate strategies to prevent and prosecute violent crimes against women on campuses.

Number of grantees reporting	81
------------------------------	----

Victim Services: Campus Program grantees provided services to **885** victims/survivors of sexual assault, domestic violence, dating violence and stalking.

Number of grantees using funds for victim services: **50** (62% of all grantees reporting)



¹ This report contains selected data submitted by Campus Program grantees on a semi-annual progress report.

² Throughout this document, the sum of percentages may not equal 100 due to rounding.

³ Percentage are based on victims/survivors seeking services.

Victim services and demographics: Campus Program grantees provide an array of services to victims/survivors of sexual assault, domestic violence, dating violence, and stalking. These services include victim advocacy (actions designed to help victims/survivors obtain needed resources or services), crisis intervention, and legal advocacy (assistance navigating the criminal and/or legal system). Victims/survivors receive referrals and information as needed.

Victims/survivors served or partially served by type of victimization:

- Sexual assault: **453** (51% of those receiving services)
- Domestic violence/dating violence: **324** (37%)
- Stalking: **108** (12%)

Number of victims/survivors receiving the following services:

Victim/survivor advocacy: **505** (57% of those receiving services)

Crisis intervention: **380** (43%)

Support group/counseling services: **249** (28%)

Academic/education advocacy: **194** (22%)

Legal advocacy: **157** (18%)

Disciplinary board advocacy: **79** (9%)

Housing assistance: **60** (7%)

Hospital/clinic/other medical response: **49** (6%)

Transportation: **38** (4%)

Number of hotline calls from victims/survivors:
231

Demographic data:

Gender⁴

- Female: **789** (92%)
- Male: **73** (8%)

Race/ethnicity^{4,5}

- White: **416** (55%)
- Black or African American: **169** (22%)
- Hispanic or Latino: **95** (13%)
- Asian: **63** (8%)
- American Indian or Alaska Native: **26** (3%)
- Native Hawaiian or Other Pacific Islander: **8** (1%)

Other demographics⁶

- Rural: **107** (12% of those receiving services)
- Disabilities: **48** (5%)
- Immigrants/refugees/asylum seekers: **15** (2%)
- Limited English proficiency: **14** (2%)

Relationship to offender⁷

- Sexual assault
 - Acquaintance: **231** (60%)
 - Stranger: **48** (13%)
 - Dating relationship: **37** (10%)
 - Other family member: **36** (9%)
 - Current or former spouse or intimate partner: **31** (8%)
- Domestic violence/dating violence
 - Current or former spouse or intimate partner: **142** (43%)
 - Dating relationship: **132** (40%)
 - Other family member: **37** (11%)
 - Acquaintance: **17** (5%)
- Stalking
 - Dating relationship: **41** (38%)
 - Acquaintance: **39** (36%)
 - Current or former spouse or intimate partner: **14** (13%)
 - Stranger: **12** (11%)
 - Other family member: **2** (2%)

⁴ Percentages are based on victims/survivors receiving services for whom this information was known.

⁵ Some victims/survivors may identify with more than one race/ethnicity, so the total number reported in race/ethnicity may be higher than the total number of victims/survivors served.

⁶ Because victims/survivors may be represented in more than one of these categories, or not at all, the total for this category may be higher or lower than the total number of victims/survivors served.

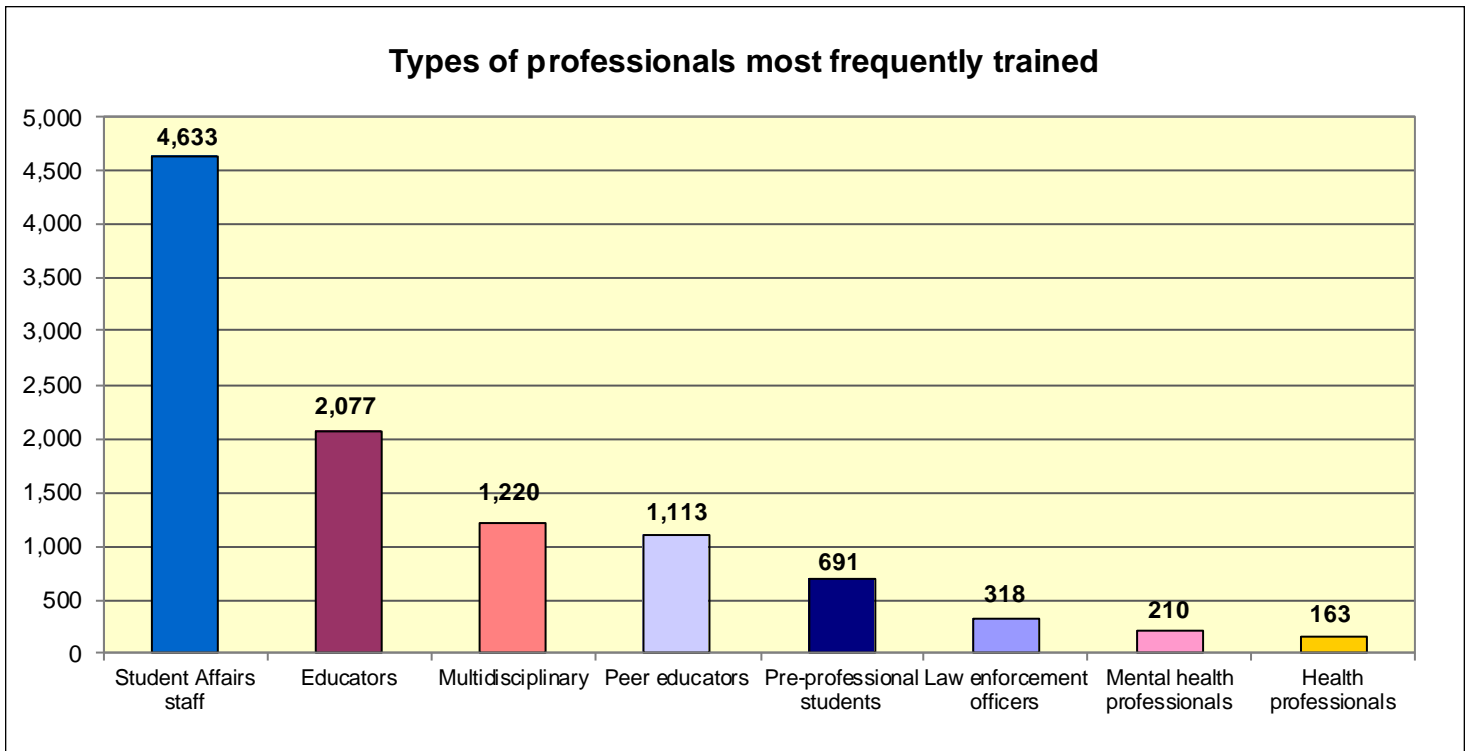
⁷ Victims/survivors may have been abused by more than one offender and/or may have experienced more than one type of victimization, so the total for each victimization category (when unknowns are included) may be higher than the total number of victims/survivors served in each of those categories. Percentages presented here are based on the total number of known relationships in each victimization category.

Training: Campus Program grantees train professionals to improve the response to victims/survivors of sexual assault, domestic violence, dating violence, and stalking, and to increase offender accountability.

Number of grantees using funds for training: **64** (79% of all grantees reporting)

Total number of people trained: **11,583**

Number of training events: **501**



Topics on which grantees most frequently provided training			
Training topic	Number of grantees training on this topic	Training topic	Number of grantees training on this topic
Sexual assault overview, dynamics, and services	61	Coordinated community response	37
Stalking/cyber stalking overview, dynamics, and services	51	Mandatory reporting requirements	36
Dating violence overview, dynamics, and services	49	Community response to sexual assault	35
Confidentiality	48	Disciplinary/judicial board response	33
Domestic violence overview, dynamics, and services	47	Safety planning for victims/survivors	33
Campus police/security response	40	Drug-facilitated sexual assault	32

Education for incoming students: All Campus grantees must implement and operate educational programs for the prevention of violent crimes against women as part of an overall coordinated campus and community response to violence against women on campuses.

Education for incoming students	
Number of program events for incoming students provided with Campus Program funds	1,178
Number of incoming students	210,907
Number of incoming students receiving prevention education provided with Campus Program funds	104,844 ⁸ (50% of all incoming students)

Staff: Campus Program staff provide victim services, training, and prevention education to ensure a coordinated response to violence against women on campus.

Total number of grantees using funds for staff: **71** (88% of all grantees reporting)

Total number of full time equivalent staff funded ⁹	77
Program coordinator (35% of all staff funded)	27
Trainer/educator (29%)	22
Victim advocate (16%)	12
Administrator (9%)	7
Support staff (6%)	5
Counselor (4%)	3
Campus police/security officer (1%)	1

⁸ The number of incoming students receiving prevention education provided with both Campus Program funds and other funding sources was 175,002 (83% of all incoming students).

⁹ Categories are rounded to the nearest whole number and only categories with at least one FTE after rounding are included.

Victims/survivors reporting crimes: Campus Program grantees provided information about victims/survivors seeking Campus Program-provided services who also reported crimes of sexual assault, domestic violence, dating violence, or stalking to campus police/security or community law enforcement.

Victims/survivors reporting crimes

197 victims/survivors reported crimes occurring on campus

- ♦ 183 of these reported to campus police/security
- ♦ 14 reported to community law enforcement

176 victims/survivors reported crimes occurring off campus

- ♦ 107 of these reported to community law enforcement
- ♦ 69 reported to campus police/security

Campus and community measures: Campus Program grantees are required to collect and report on all sexual assault, domestic violence, dating violence, and stalking offenses that occurred on or off campus and involved students, that were reported to campus security authorities or local law enforcement.¹⁰

Campus and community measures

95 offenses resulted in criminal charges being filed in the local jurisdiction

315 offenses resulted in campus disciplinary/judicial board actions

¹⁰ This information is not limited to offenses responded to with Campus Program funding.



Grants to Reduce Domestic Violence,
Dating Violence, Sexual Assault, and
Stalking on Campus Program
(Campus Program)^{1,2}


The primary purpose of the Campus Program is to develop and strengthen victim/survivors services in cases involving violent crimes against women on campuses. The Campus Program also aims to strengthen security and investigate strategies to prevent and prosecute violent crimes against women on campuses.

Number of grantees reporting

79

Victim Services: Campus Program grantees provided services to 1,015 victims/survivors of sexual assault, domestic violence, dating violence and stalking.

Number of grantees using funds for victim services: 57 (72% of all grantees reporting)



¹ This report contains selected data submitted by Campus Program grantees on a semi-annual progress report.

² Throughout this document, the sum of percentages may not equal 100 due to rounding.

³ Percentage are based on victims/survivors seeking services.

Victim services and demographics: Campus Program grantees provide an array of services to victims/survivors of sexual assault, domestic violence, dating violence, and stalking. These services include victim advocacy (actions designed to help victims/survivors obtain needed resources or services), crisis intervention, and legal advocacy (assistance navigating the criminal and/or legal system). Victims/survivors receive referrals and information as needed.

Victims/survivors served or partially served by type of victimization:

- Sexual assault: **543** (53% of those receiving services)
- Domestic violence/dating violence: **357** (35%)
- Stalking: **115** (11%)

Number of victims/survivors receiving the following services:

Victim/survivor advocacy: **667** (66% of those receiving services)
 Crisis intervention: **481** (47%)
 Support group/counseling services: **350** (34%)
 Academic/education advocacy: **183** (18%)
 Legal advocacy: **130** (13%)
 Disciplinary board advocacy: **98** (10%)
 Hospital/clinic/other medical response: **62** (6%)
 Housing assistance: **49** (5%)
 Transportation: **20** (2%)

Number of hotline calls from victims/survivors:
367

Demographic data:

Gender⁴

- Female: **918** (92%)
- Male: **83** (8%)

Race/ethnicity^{4,5}

- White: **479** (54%)
- Black or African American: **182** (21%)
- Hispanic or Latino: **111** (13%)
- Asian: **102** (12%)
- American Indian or Alaska Native: **14** (2%)
- Native Hawaiian or Other Pacific Islander: **8** (1%)

Other demographics⁶

- Rural: **95** (9% of those receiving services)
- Disabilities: **64** (6%)
- Immigrants/refugees/asylum seekers: **15** (1%)
- Limited English proficiency: **9** (1%)

Relationship to offender⁷

- Sexual assault
 - Acquaintance: **310** (63%)
 - Dating relationship: **66** (13%)
 - Stranger: **52** (11%)
 - Other family member: **37** (7%)
 - Current or former spouse or intimate partner: **30** (6%)
- Domestic violence/dating violence
 - Dating relationship: **180** (50%)
 - Current or former spouse or intimate partner: **130** (36%)
 - Other family member: **42** (12%)
 - Acquaintance: **10** (3%)
- Stalking
 - Acquaintance: **39** (35%)
 - Dating relationship: **38** (34%)
 - Current or former spouse or intimate partner: **26** (23%)
 - Stranger: **8** (7%)

⁴ Percentages are based on victims/survivors receiving services for whom this information was known.

⁵ Some victims/survivors may identify with more than one race/ethnicity, so the total number reported in race/ethnicity may be higher than the total number of victims/survivors served.

⁶ Because victims/survivors may be represented in more than one of these categories, or not at all, the total for this category may be higher or lower than the total number of victims/survivors served.

⁷ Victims/survivors may have been abused by more than one offender and/or may have experienced more than one type of victimization, so the total for each victimization category (when unknowns are included) may be higher than the total number of victims/survivors served in each of those categories. Percentages presented here are based on the total number of known relationships in each victimization category.

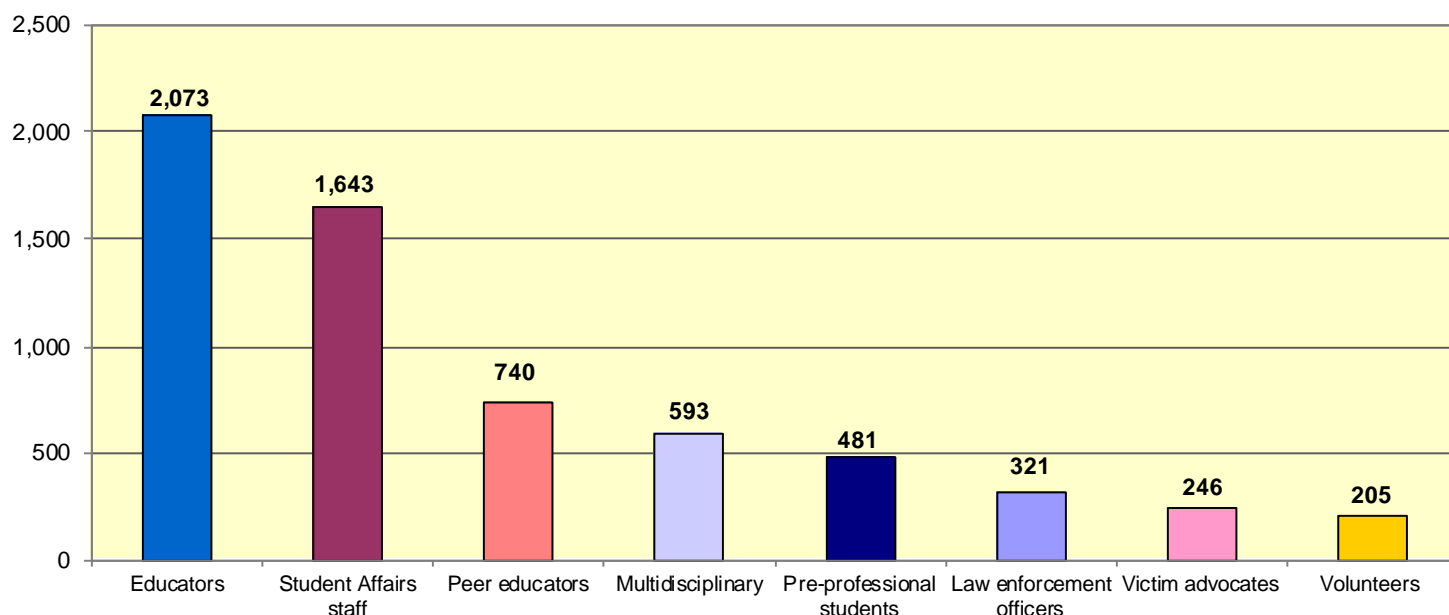
Training: Campus Program grantees train professionals to improve the response to victims/survivors of sexual assault, domestic violence, dating violence, and stalking, and to increase offender accountability.

Number of grantees using funds for training: **60** (76% of all grantees reporting)

Total number of people trained: **8,371**

Number of training events: **341**

Types of professionals most frequently trained



Topics on which grantees most frequently provided training

Training topic	Number of grantees training on this topic	Training topic	Number of grantees training on this topic
Sexual assault overview, dynamics, and services	54	Campus police/security response	34
Dating violence overview, dynamics, and services	52	Mandatory reporting requirements	34
Stalking/cyber stalking overview, dynamics, and services	48	Disciplinary/judicial board response	32
Domestic violence overview, dynamics, and services	47	Community response to sexual assault	27
Confidentiality	44	Drug-facilitated sexual assault	26
Issues specific to victims/survivors who are LGBTQI	34	Coordinated community response	25

Education for incoming students: All Campus grantees must implement and operate educational programs for the prevention of violent crimes against women as part of an overall coordinated campus and community response to violence against women on campuses.

Education for incoming students	
Number of program events for incoming students provided with Campus Program funds	410
Number of incoming students	69,902
Number of incoming students receiving prevention education provided with Campus Program funds	38,356⁸ (55% of all incoming students)

Staff: Campus Program staff provide victim services, training, and prevention education to ensure a coordinated response to violence against women on campus.

Total number of grantees using funds for staff: **75** (95% of all grantees reporting)

Total number of full time equivalent staff funded⁹	86
Program coordinator (36% of all staff funded)	31
Trainer/educator (27%)	23
Victim advocate (14%)	12
Support staff (9%)	8
Administrator (8%)	7
Counselor (3%)	3
Campus police/security officer (2%)	2
Evaluator (1%)	1

⁸ The number of incoming students receiving prevention education provided with both Campus Program funds and other funding sources was 54,697 (78% of all incoming students).

⁹ Categories are rounded to the nearest whole number and only categories with at least one FTE after rounding are included.

Victims/survivors reporting crimes: Campus Program grantees provided information about victims/survivors seeking Campus Program-provided services who also reported crimes of sexual assault, domestic violence, dating violence, or stalking to campus police/security or community law enforcement.

Victims/survivors reporting crimes

175 victims/survivors reported crimes occurring on campus

- ♦ 157 of these reported to campus police/security
- ♦ 18 reported to community law enforcement

148 victims/survivors reported crimes occurring off campus

- ♦ 104 of these reported to community law enforcement
- ♦ 44 reported to campus police/security

Campus and community measures: Campus Program grantees are required to collect and report on all sexual assault, domestic violence, dating violence, and stalking offenses that occurred on or off campus and involved students, that were reported to campus security authorities or local law enforcement.¹⁰

Campus and community measures

129 offenses resulted in criminal charges being filed in the local jurisdiction

332 offenses resulted in campus disciplinary/judicial board actions

¹⁰ This information is not limited to offenses responded to with Campus Program funding.



Grants to Reduce Domestic Violence,
Dating Violence, Sexual Assault, and
Stalking on Campus Program
(Campus Program)^{1,2}

The primary purpose of the Campus Program is to develop and strengthen victim/survivors services in cases involving violent crimes against women on campuses. The Campus Program also aims to strengthen security and investigate strategies to prevent and prosecute violent crimes against women on campuses.

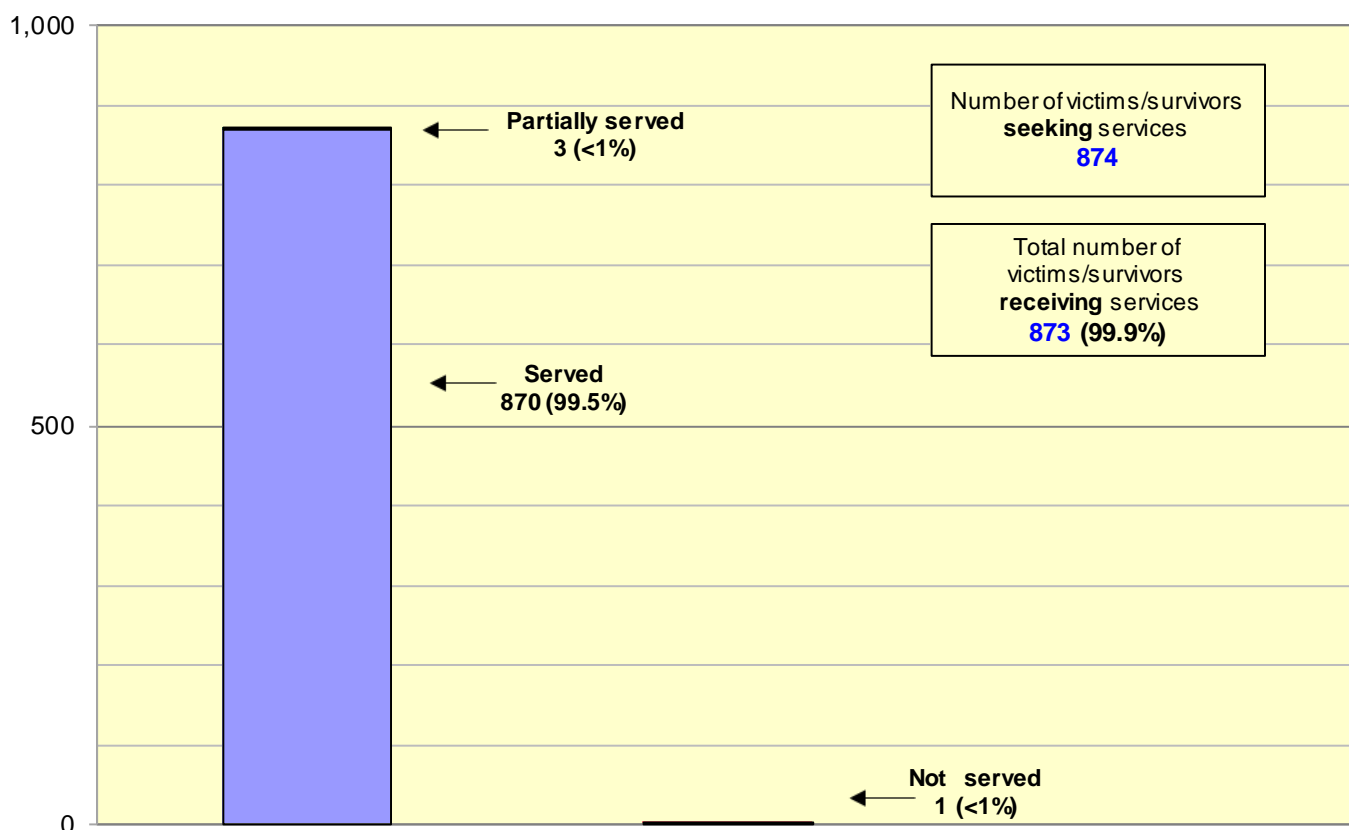
Number of grantees reporting

96

Victim Services: Campus Program grantees provided services to **873** victims/survivors of sexual assault, domestic violence, dating violence and stalking.

Number of grantees using funds for victim services: **49** (51% of all grantees reporting)

**Victims/survivors seeking services who were served,
partially served, and not served³**



¹ This report contains selected data submitted by Campus Program grantees on a semi-annual progress report.

² Throughout this document, the sum of percentages may not equal 100 due to rounding.

³ Percentage are based on victims/survivors seeking services.

Victim services and demographics: Campus Program grantees provide an array of services to victims/survivors of sexual assault, domestic violence, dating violence, and stalking. These services include victim advocacy (actions designed to help victims/survivors obtain needed resources or services), crisis intervention, and legal advocacy (assistance navigating the criminal and/or legal system). Victims/survivors receive referrals and information as needed.

Victims/survivors served or partially served by type of victimization:

- Sexual assault: **490** (56% of those receiving services)
- Domestic violence/dating violence: **305** (35%)
- Stalking: **78** (9%)

Number of victims/survivors receiving the following services:

Victim/survivor advocacy: **528** (60% of those receiving services)

Crisis intervention: **368** (42%)

Support group/counseling services: **279** (32%)

Academic/education advocacy: **186** (21%)

Legal advocacy: **103** (12%)

Disciplinary board advocacy: **98** (11%)

Housing assistance: **72** (8%)

Hospital/clinic/other medical response: **52** (6%)

Transportation: **15** (2%)

Civil legal assistance: **1** (<1%)

Number of hotline calls from victims/survivors:
272

Demographic data:

Gender⁴

- Female: **760** (92%)
- Male: **69** (8%)

Race/ethnicity^{4,5}

- White: **421** (55%)
- Black or African American: **142** (19%)
- Hispanic or Latino: **91** (12%)
- Asian: **73** (10%)
- American Indian or Alaska Native: **29** (4%)
- Native Hawaiian or Other Pacific Islander: **7** (1%)

Other demographics⁶

- Rural: **61** (7% of those receiving services)
- Disabilities: **38** (4%)
- Immigrants/refugees/asylum seekers: **21** (2%)
- Limited English proficiency: **11** (1%)

Relationship to offender⁷

- Sexual assault
 - Acquaintance: **278** (63%)
 - Dating relationship: **53** (12%)
 - Stranger: **42** (10%)
 - Other family member: **35** (8%)
 - Current or former spouse or intimate partner: **31** (7%)
- Domestic violence/dating violence
 - Current or former spouse or intimate partner: **146** (45%)
 - Dating relationship: **126** (39%)
 - Other family member: **35** (11%)
 - Acquaintance: **19** (6%)
- Stalking
 - Dating relationship: **34** (41%)
 - Acquaintance: **28** (34%)
 - Current or former spouse or intimate partner: **13** (16%)
 - Stranger: **7** (8%)
 - Other family member: **1** (1%)

⁴ Percentages are based on victims/survivors receiving services for whom this information was known.

⁵ Some victims/survivors may identify with more than one race/ethnicity, so the total number reported in race/ethnicity may be higher than the total number of victims/survivors served.

⁶ Because victims/survivors may be represented in more than one of these categories, or not at all, the total for this category may be higher or lower than the total number of victims/survivors served.

⁷ Victims/survivors may have been abused by more than one offender and/or may have experienced more than one type of victimization, so the total for each victimization category (when unknowns are included) may be higher than the total number of victims/survivors served in each of those categories. Percentages presented here are based on the total number of known relationships in each victimization category.

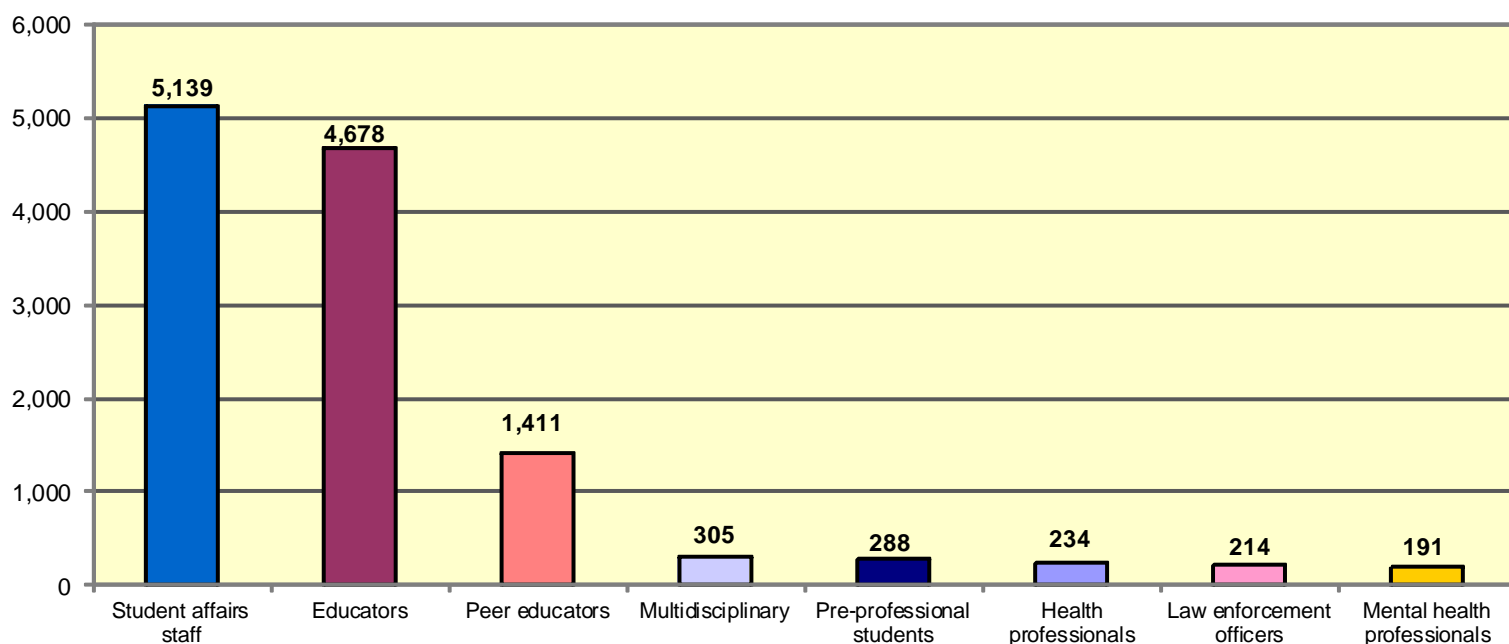
Training: Campus Program grantees train professionals to improve the response to victims/survivors of sexual assault, domestic violence, dating violence, and stalking, and to increase offender accountability.

Number of grantees using funds for training: **54** (56% of all grantees reporting)

Total number of people trained: **15,124**

Number of training events: **411**

Types of professionals most frequently trained



Topics on which grantees most frequently provided training

Training topic	Number of grantees training on this topic	Training topic	Number of grantees training on this topic
Dating violence overview, dynamics, and services	49	Mandatory reporting requirements	36
Sexual assault overview, dynamics, and services	49	Disciplinary/judicial board response	30
Stalking overview, dynamics, and services	48	Drug-facilitated sexual assault	27
Domestic violence overview, dynamics, and services	43	Safety planning for victims/survivors	27
Confidentiality	40	Issues specific to victim/survivors who are LGBTQI	26
Campus police/security response	37	Community response to sexual assault	24

Education for incoming students: All Campus grantees must implement and operate educational programs for the prevention of violent crimes against women as part of an overall coordinated campus and community response to violence against women on campuses.

Education for incoming students	
Number of program events for incoming students provided with Campus Program funds	985
Number of incoming students	256,630
Number of incoming students receiving prevention education provided with Campus Program funds	119,870⁸ (47% of all incoming students)

Staff: Campus Program staff provide victim services, training, and prevention education to ensure a coordinated response to violence against women on campus.

Total number of grantees using funds for staff: **71** (74% of all grantees reporting)

Total number of full time equivalent staff funded⁹	77
Program coordinator (36% of all staff funded)	28
Trainer/educator (31%)	24
Victim advocate (14%)	11
Administrator (7%)	6
Support staff (6%)	5
Counselor (3%)	2
Campus police/security officer (1%)	1
Evaluator (1%)	1

⁸ The number of incoming students receiving prevention education provided with both Campus Program funds and other funding sources was 219,333 (85% of all incoming students).

⁹ Categories are rounded to the nearest whole number and only categories with at least one FTE after rounding are included.

Victims/survivors reporting crimes: Campus Program grantees provided information about victims/survivors seeking Campus Program-provided services who also reported crimes of sexual assault, domestic violence, dating violence, or stalking to campus police/security or community law enforcement.

Victims/survivors reporting crimes

184 victims/survivors reported crimes occurring on campus

- ♦ 150 of these reported to campus police/security
- ♦ 34 reported to community law enforcement

123 victims/survivors reported crimes occurring off campus

- ♦ 77 of these reported to community law enforcement
- ♦ 46 reported to campus police/security

Campus and community measures: Campus Program grantees are required to collect and report on all sexual assault, domestic violence, dating violence, and stalking offenses that occurred on or off campus and involved students, that were reported to campus security authorities or local law enforcement.¹⁰

Campus and community measures

115 offenses resulted in criminal charges being filed in the local jurisdiction
289 offenses resulted in campus disciplinary/judicial board actions

¹⁰ This information is not limited to offenses responded to with Campus Program funding.

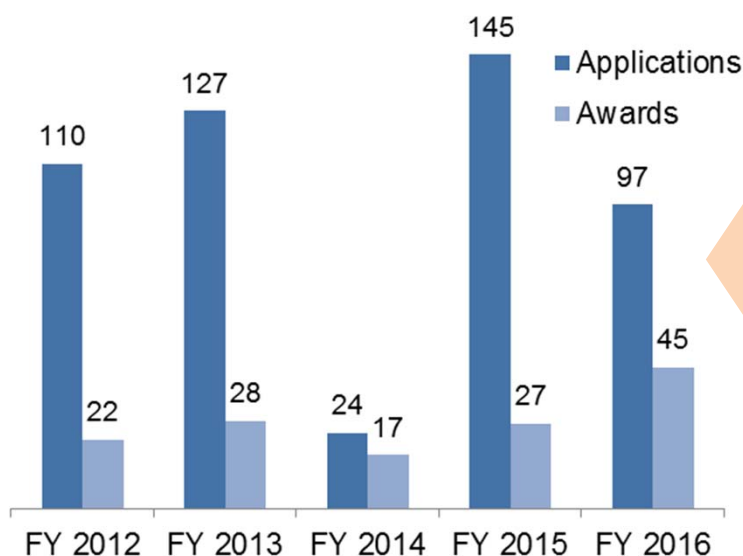
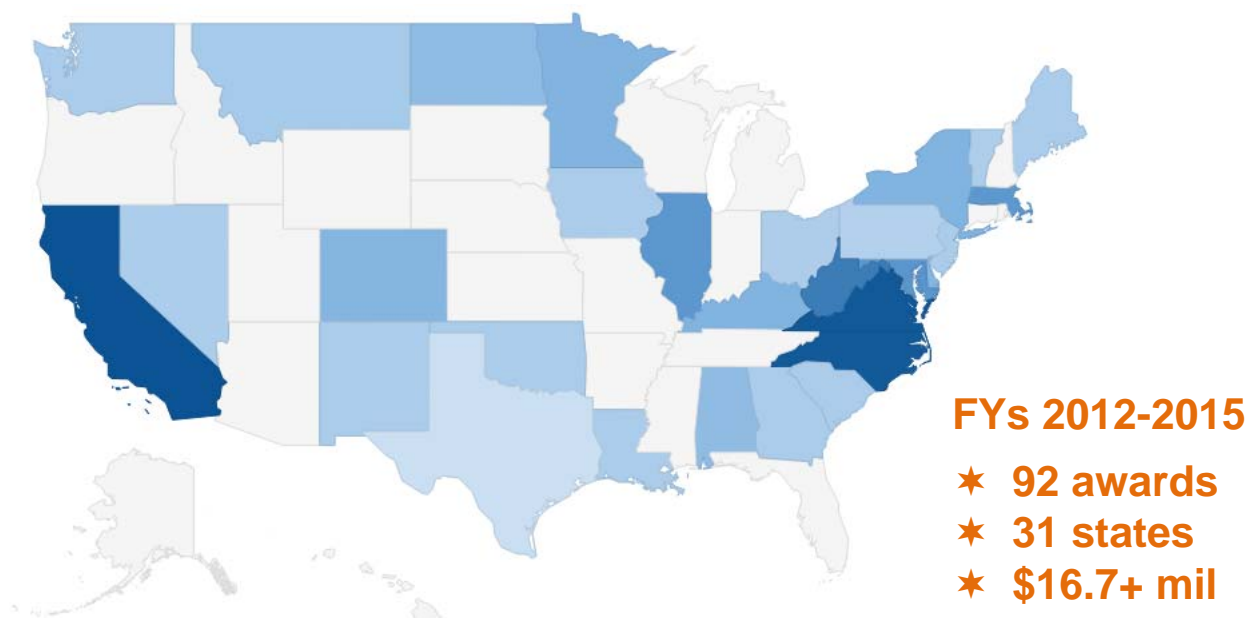
Appendix C

Data snapshot of the Campus Program

Office on Violence Against Women Campus Grant Program

The Grants to Reduce Sexual Assault, Domestic Violence, Dating Violence, and Stalking on Campus Program supports institutions of higher education in implementing comprehensive, coordinated responses to violent crimes on campus through partnerships with victim services providers and justice agencies.

Funding density by state, FYs 2012-2015

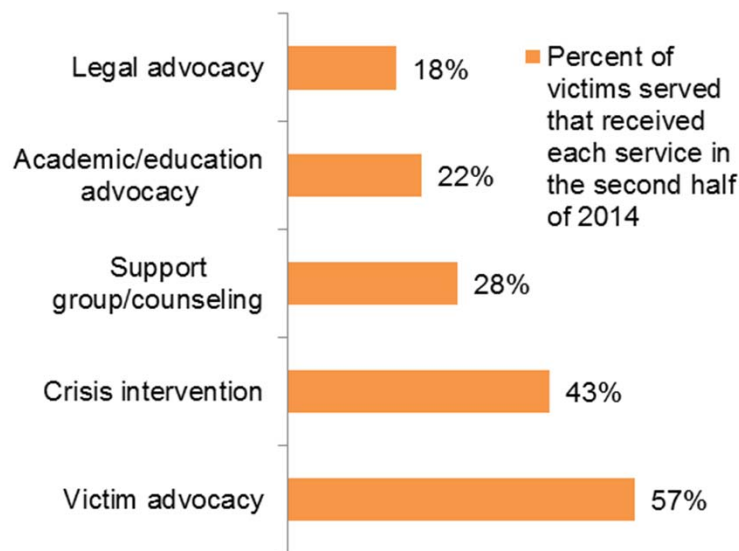


The Campus Program funded 19% of applications received in FY 2015, and 46% of applications received in FY 2016.

August 2016

What Campus Program funds buy

- \$5** Ten brochures describing the services offered for survivors on campus
- \$15** One hour of an advocate's time spent safety planning with a student victim of dating violence
- \$25** A DVD documentary used to educate incoming students about sexual assault
- \$100** Ten \$10 cab vouchers to help survivors get to and from service providers in the community
- \$500** Training for campus disciplinary board members on handling sexual assault complaints
- \$1,000** A trip for one detective to participate in a national training on trauma-informed sexual assault investigation
- \$100,000** Annual salary and fringe for a full time counselor with experience working with trauma survivors



During the second half of 2014, Campus Program grantees...

- ✕ Served 885 victims, or 99.7% of victims seeking services
- ✕ Answered 231 hotline calls
- ✕ Trained 11,583 people
- ✕ Provided prevention education to 104,844 students, or 50% of all incoming students
- ✕ Funded 77 FTEs