

U.S. Department of Justice

FY 2014 PERFORMANCE BUDGET

OFFICE OF JUSTICE PROGRAMS



March 2013

Table of Contents

	Page #
I. Overview	4
A. Introduction	5
B. Mission and Vision	5
C. Integrated Strategic Planning, Performance and Budget	6
D. Evidence and Evaluation Priorities	8
E. OJP Priorities and Challenges	15
F. Major Functions and Organizational Structure	18
II. Summary of Program Changes	22
III. Appropriations Language and Analysis of Appropriations Language	27
IV. OJP Programs and Performance by Appropriation Account	41
A. Salaries and Expenses/Management and Administration	42
1. Account Description	42
2. Performance Tables	44
3. Performance, Resources, and Strategies (Not Applicable)	44
B. Research, Evaluation, and Statistics	45
1. Account Description	45
2. Performance Tables	52
3. Performance, Resources, and Strategies	55
C. State and Local Law Enforcement Assistance	58
1. Account Description	58
2. Performance Tables	62
3. Performance, Resources, and Strategies	68
D. Juvenile Justice Programs	73
1. Account Description	73
2. Performance Tables	76
3. Performance, Resources, and Strategies	78
E. Public Safety Officers Benefits	82
1. Account Description	82
2. Performance Tables	84
3. Performance, Resources, and Strategies (Not Applicable)	84
F. Crime Victims Fund	85
1. Account Description	85
2. Performance Tables	89
3. Performance, Resources, and Strategies	91
V. Program Increases by Item	93
A. Personnel and Resources for OJP Operations	94
B. Research, Development and Evaluation Program	96
C. Crime Victims Fund	100
D. Byrne Justice Assistance Grants	104
E. Justice Reinvestment (Criminal Justice Reform and Recidivism Reduction)	109
F. Defending Childhood/Children Exposed to Violence	114
G. Criminal Justice Statistics	118
H. Evaluation Clearinghouse/What Works Repository (Crimesolutions.gov)	123
I. Second Chance Act	126

J.	National Forum on Youth Violence	130
K.	National Criminal History Improvement Program	133
L.	Byrne Criminal Justice Innovation Program	137
M.	Forensic Science	141
N.	Economic, High-technology, and Cybercrime Prevention	144
O.	Community-Based Violence Prevention Initiative	148
P.	Project Hawaii Opportunity Probation with Enforcement (HOPE)	151
Q.	Title II (Part B) Formula Grants	155
R.	Delinquency Prevention (Title V Incentive Grants)	158
S.	Problem Solving Justice	162
T.	Missing and Exploited Children	167
U.	Residential Substance Abuse Treatment	171
V.	Competitive Grants for Girls in the Juvenile Justice System	174
W.	Juvenile Justice Realignment Incentive Grants	177
X.	Byrne Incentive Grants	180
Y.	Children of Incarcerated Parents Web Portal	184
Z.	Public Safety Officers Benefits	187
VI.	Program Offsets by Item	190
A.	State Criminal Alien Assistance Program (SCAAP)	191
B.	Regional Information Sharing System	194
C.	Youth Mentoring Grants	197
D.	DNA Related and Forensic Programs and Activities	200
E.	Capital Litigation	203
F.	Prison Rape Prevention and Prosecution Program	206
G.	OJP Program Eliminations	210
VII.	Exhibits	213
A.	Organizational Chart	
B.	Summary of Requirements	
C.	FY 2014 Program Increases/Offsets by Decision Unit	
D.	Resources by DOJ Strategic Goal and Strategic Objective	
E.	Justification for Base Adjustments	
F.	Crosswalk of 2012 Availability	
G.	Crosswalk of 2013 Availability	
H.	Summary of Reimbursable Resources	
I.	Detail of Permanent Positions by Category	
J.	Financial Analysis of Program Changes	
K.	Summary of Requirements by Grade	
L.	Summary of Requirements by Object Class	
M.	Status of Congressionally Requested Studies, Reports, and Evaluations	
N.	Summary of Program Changes	

I. Overview

A. Introduction

The Office of Justice Programs (OJP) requests a budget of \$2.4 billion, 712 positions, and 611 FTE for fiscal year (FY) 2014. This request includes total program increases of \$578.9 million and total program offsets of \$547.0 million, resulting in a net program change of \$31.9 million above the FY 2012 Enacted level. The request includes \$1.5 billion in funding for OJP discretionary programs and \$865.0 million in funding for mandatory programs. Also reflected in these amounts is \$25.0 million for a trio of “smart” programs in policing, prosecution and probation; \$85.0 million for a Justice Reinvestment Initiative; \$119.0 million for Second Chance Act grants; \$60.0 million for evidence-based incentive grants to be coupled with formula grant programs (Byrne Justice Assistance Grants and Juvenile Accountability Block Grants); \$45.0 million for the Crime Victims Fund *Vision 21: Transforming Victims Services* strategic planning initiative; and \$20.0 million for Juvenile Justice and Education Collaboration Assistance to help encourage evidence-based responses to youth discipline in schools and less need for involvement of police and courts in youth misbehavior. OJP’s FY 2014 budget emphasizes evidence-based, cost-effective approaches to address the nation’s most pressing public safety challenges, including violent crime, reducing unnecessary confinement, and addressing the needs of crime victims.

OJP has made continued progress to become even more fiscally responsible by promoting new cost-efficient practices to spend taxpayer funds as wisely as possible. For example, in FY 2012, OJP reduced staff travel expenses by 21 percent from the previous year as well as reduced other costs such as awards, training and contractual services. OJP reduced its Management and Administrative (M&A) by \$11.0 million from the previous year. OJP also reassessed its information technology (IT) contracts, resulting in nearly \$9.0 million in additional savings. Finally, OJP has also taken concrete steps to limit conference spending and ensure greater transparency and scrutiny of the associated costs.

OJP continues to enhance its grant oversight capability by developing improved methods for monitoring its nearly 14,000 active grants, total almost \$9.0 billion dollars. OJP has streamlined its audit follow-up activities, thereby eliminating existing backlogs and allowing for more timely resolution of outstanding audit recommendations. In FY 2012, OJP closed more than half of the open single and Office of Inspector General (OIG) grant audit reports, which yielded a return of \$3.5 million to the federal government for unallowable or unsupported costs. OJP also consistently exceeds its statutory requirement to conduct comprehensive monitoring of not less than ten percent of total award dollars.

B. Mission and Vision

Mission

OJP increases public safety and improves the fair administration of justice across America through innovative leadership and programs.

Vision

To be the premier resource for the justice community by:

- Providing and coordinating information, research and development, statistics, training, and support to help the justice community build the capacity it needs to meet its public safety goals.
- Embracing local decision-making, while encouraging local innovation through national policy leadership.

OJP’s mission supports the Department of Justice (DOJ) Strategic Plan, specifically Goal 2: Prevent Crime, Protect the Rights of the American People, and Enforce Federal Law; and Goal 3: Ensure and Support the Fair, Impartial, Efficient, and Transparent Administration of Justice at the Federal, State, Local, Tribal, and International Levels.

C. Integrated Strategic Planning, Performance and Budget

To support the OJP’s mission and vision, we strive to:

- Strengthen partnerships with state, local, and tribal stakeholders.
- Ensure integrity of, and respect for, science—including a focus on evidence-based, “smart on crime” approaches in criminal and juvenile justice.
- Administer OJP’s grant awards in a fair, accessible, and transparent fashion—and, as good stewards of federal funds, manage the grants system in a manner that avoids waste, fraud, and abuse.

With the January 2012 release of the DOJ FY 2012-2016 strategic plan, OJP will begin the planning and coordination phase in preparation of revising the OJP Strategic Plan to align with the Department’s new Strategic Plan. OJP anticipates completion of its Strategic Plan by 2014.

This performance budget describes OJP’s programs and their relationship to DOJ’s Strategic Plan, expected long-term outcomes, annual performance measures, and the funding request. This integrated strategy demonstrates, in a concrete way, OJP’s ability to provide information and innovation through a “knowledge-to-practice model.” This research-based approach is used to guide evidence-based decision-making to meet the challenges of crime and justice.

OJP aligns with the following DOJ goals and objectives:

Goal 2: Prevent crime, protect the rights of the American people, and enforce Federal law

- Objective 2.1: Combat the threat, incidence, and prevalence of violent crime.
- Objective 2.2: Prevent and intervene in crimes against vulnerable populations; uphold the rights of, and improve services to, America’s crime victims.
- Objective 2.3: Combat the threat, trafficking, and use of illegal drugs and the diversion of licit drugs.
- Objective 2.4: Combat the corruption, economic crimes, and international organized crime.

Goal 3: Ensure and support the fair, impartial, efficient, and transparent administration of justice at the federal, state, local, tribal, and international levels.

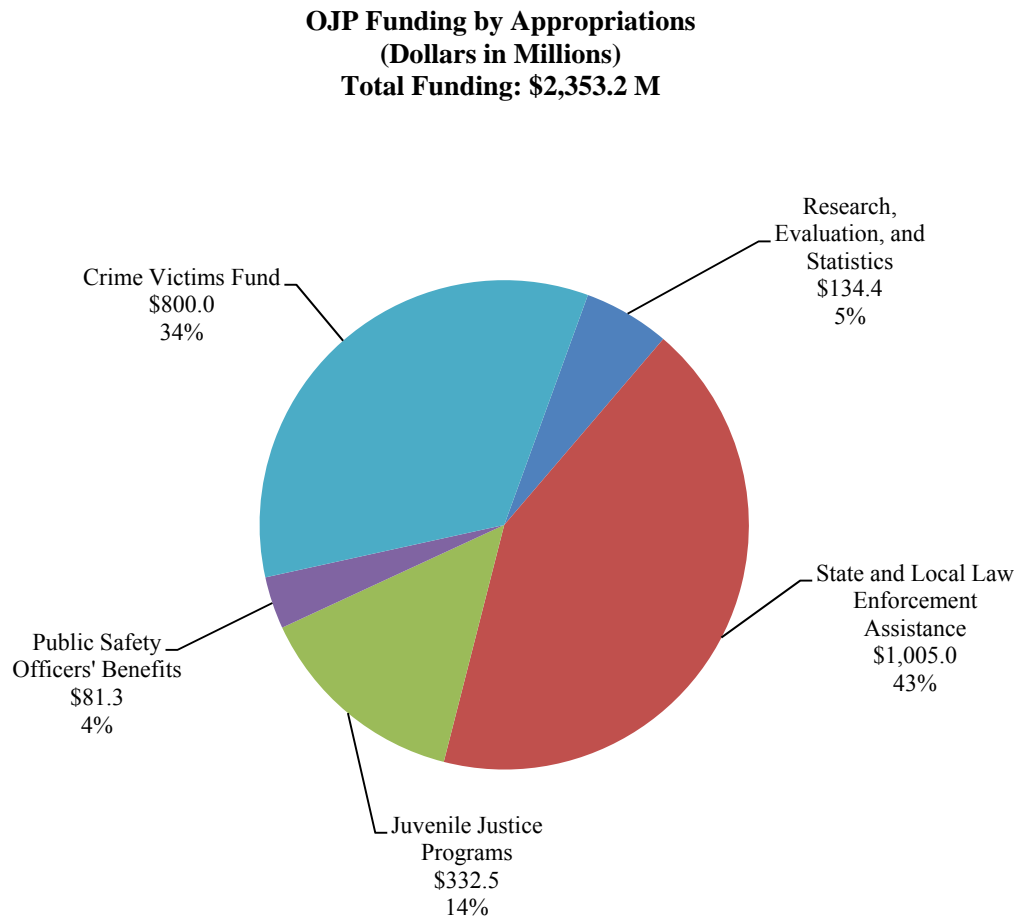
- Objective 3.1: Promote and strengthen relationships and strategies for the administration of justice with state, local, tribal, and international law enforcement.
- Objective 3.3: Provide for the safe, secure, humane, and cost-effective confinement of detainees awaiting trial and/or sentencing, and those in the custody of the federal prison system.

Budget Structure

In FY 2014, OJP's budget structure is comprised of five appropriation accounts, which are outlined below:

- **Research, Evaluation, and Statistics:** Provides grants, contracts, and cooperative agreements for research, development, and evaluation; and supports development and dissemination of quality statistical and scientific information. This account also includes OJP's management and administration (M&A) reimbursable funding from programs, which supports overall management and administrative functions of OJP (including activities of the Office of Audit, Assessment and Management).
- **State and Local Law Enforcement Assistance:** Funds programs that establish and build on partnerships with state, local, and tribal governments, as well as community and faith-based organizations. These programs provide Federal leadership on high-priority criminal justice concerns such as violent crime, gang activity, offender recidivism, illegal drugs, law enforcement information sharing, and related justice system issues.
- **Juvenile Justice Programs:** Supports the efforts of state, local, and tribal government, as well as private organizations, to develop and implement effective and innovative juvenile justice programs.
- **Public Safety Officers' Benefits:** Provides benefits to public safety officers who are permanently and totally disabled in the line of duty and to the families and survivors of public safety officers killed or permanently and totally disabled in the line of duty.
- **Crime Victims Fund:** Provides compensation to victims of crime, supports victims' services, and builds capacity to improve responsiveness to the needs of crime victims.

The pie chart below depicts OJP's FY 2014 performance budget request by appropriation:



D. Evidence and Evaluation Priorities

OJP is proud to play a leading role in efforts to use evidence and evaluation to improve programs throughout the Department of Justice (DOJ). OJP is home to two of the Department's key evidence-generating components—the Bureau of Justice Statistics (BJS) and the National Institute of Justice (NIJ). The statistical analysis and evaluation research supported by BJS and NIJ, as well as program evaluation findings generated by other OJP components, make a significant contribution to the growing base of evidence on the effectiveness of criminal justice programs. OJP offices and bureaus also collaborate to advance knowledge and practice through demonstration programs that include technical assistance and use program evaluation to test the effectiveness of innovative or promising approaches. In this time of limited budget resources, OJP and its staff are committed to using evidence and evaluation findings to help the Federal Government and its state, local, and tribal partners make the most of the resources entrusted to the agency by the nation's taxpayers.

FOCUS 1. BUILDING EVIDENCE OF WHAT IS WORKING AND WHAT IS NOT

OJP is taking a number of steps to ensure that Federal funds flow to evidence-based criminal justice system strategies, practices, and interventions. An important reflection of this effort is OJP's work to enhance and increase the proportion of evidence-based competitive grant programs in its portfolio. These programs include ones that develop innovative approaches and incorporate evidence generating features; build on modest existing bases of evidence; and/or replicate practices where evidence is strong.

OJP Evidence Integration Initiative (E2I)

OJP launched the Evidence Integration Initiative (E2I) in 2009 to support justice practitioners and policymakers by providing better tools and information to help them understand, access, and integrate evidence into the decisions that they make. Within OJP, E2I provides a mechanism for coordinating and advancing activities across OJP offices and bureaus that support research and evaluation, programs, and training, without sacrificing or neglecting ongoing innovation.

E2I's goals are to improve the:

- Quality and quantity of evidence generated by OJP;
- Integration of evidence into program practice and policy decisions within OJP and in the field; and
- Translation of evidence into practice.

These goals have guided a range of OJP-wide activities, projects, and investments over recent years, including the creation of an OJP Science Advisory Board, the CrimeSolutions.gov website, and OJP's Diagnostic Center. E2I also encourages OJP components to initiate more specific programs and projects consistent with the general goals of improving the generation, integration, and translation of evidence.

CrimeSolutions.gov

CrimeSolutions.gov, launched in the summer of 2011, is the centerpiece of OJP's efforts to improve the translation of evidence into practice. Practitioners and policymakers now have a central, credible source for evidence-based information on policies, programs, and practices across the fields of criminal justice, juvenile justice, and crime victim services.

CrimeSolutions.gov is a searchable online database with profiles of over 250 evidence-based programs covering a range of justice-related topics, including corrections; courts; crime prevention; substance abuse; juveniles; law enforcement; technology and forensics; and victims. The website provides easy access to evidence-based programs and encourages the integration of scientific evidence into programmatic and policy decision makings.

Diagnostic Center

The OJP Diagnostic Center was launched in 2012 for community leaders seeking to address complex justice challenges and implement evidence-based interventions to address issues related to criminal justice, juvenile justice, and crime victim services. It provides assistance in identifying, assessing, and implementing evidence-based strategies to combat crime and improve public safety at the state, tribal, or local levels. The Diagnostic Center helps communities use

local data to “diagnose” and assess the nature of the local challenge, and then recommends evidence-based options that would be best suited for addressing the local challenge. Depending on the nature of the challenge and the level of local commitment, an engagement with the Diagnostic Center may involve weeks or months of collaborative work, remote and on-site, with specialists in a process that capitalizes on the expertise of Diagnostic Center staff and of community stakeholders. The Diagnostic Center’s value lies in its ability to offer real-time diagnosis in partnership with justice policymakers and practitioners who are committed to achieving system-wide change. Communities engaged with the Diagnostic Center benefit from this collaborative approach that connects them to expertise, training, and technical assistance resources tailored to particular community risks and strengths.

Justice Reinvestment (Comprehensive Criminal Justice Reform and Recidivism Reduction)

Justice reinvestment is a data-driven approach to improve public safety, reduce corrections and related criminal justice spending, and reinvest savings in strategies that can decrease crime and strengthen neighborhoods. BJA’s Justice Reinvestment Initiative (JRI) provides technical assistance and competitive financial support to states, counties, cities, and tribal authorities that are either currently engaged in justice reinvestment or are well positioned to undertake such work. Justice Reinvestment includes policymakers, technical assistance providers, and stakeholders working intensively over a two – three year period. During the first phase, entities analyze data, develop policy options, and adopt new polices. Subsequent steps would implement new policies; put reinvestment strategies into place, and measure performance. The JRI refers to a data-driven model that:

- Develops and implements evidence-based policy options to manage the growth in corrections expenditures, which generates savings in public revenues, increases the effectiveness of current criminal justice investments, and improves public safety and offender accountability;
- Analyzes criminal justice trends to understand the factors that drive jail and prison population growth; Reinvests a portion of the savings into the justice system and the community to further reduce corrections spending and prevent crime; and
- Measures the impact of the policy changes and reinvestment resources and holds policymakers accountable for projected results.

Second Chance Act

The Second Chance Act supports the development and implementation of innovative, evidence-based reentry programs, evaluation of new reentry programs to identify promising new approaches and best practices, and training and technical assistance to help state, local, and tribal governments improve the effectiveness of their existing programs. Through the Second Chance Act program, OJP supports these critical efforts, as well as tests and replicates new models of improving criminal justice system efficiencies and recidivism outcomes.

Smart Policing, Probation, and Prosecution

The Smart Policing Initiative (SPI) provides assistance to police departments to help them

identify effective tactics for addressing specific crime problems in analysis-driven ways. Some key components of SPI include using various data sources when developing their strategies, seeking public input on crime issues and solutions, promoting organizational change in using evidence-based strategies, and working with a research partner to implement and evaluate the outcomes of their strategies. Participating agencies will work with research partners to conduct in-depth problem analysis, ongoing monitoring of strategy implementation, and evaluation of goals and outcomes. The Smart Probation program is designed to develop more effective and evidence-based probation programs that effectively address offenders' needs and reduce recidivism, by improving probation success rates, which would in turn improve public safety, reduce returns to prisons and jails, and save taxpayer dollars. The Smart Prosecution program will provide funding to county and city prosecutors to use local criminal justice data to be smart on crime, developing effective and economical prosecution strategies to specific crime problems in their jurisdictions.

OJP Science Advisory Board

The OJP Science Advisory Board (SAB) was established by the Attorney General under the Federal Advisory Committee Act in November 2010. The objectives and scope of activity of the Board are to provide the Office of the Assistant Attorney General of OJP with valuable scientific advice for the purpose of enhancing the overall impact and performance of its programs and activities in criminal and juvenile justice. The purview of the SAB extends beyond OJP's scientific endeavors to include activities related to program development, training and technical assistance, and communications with the field. The SAB operates through the full Board and through numerous sub-committees to help inform medium and long-range planning; advise on program development and provide recommendation to improve OJP's understanding and adherence to scientific principles.

National Forum on Youth Violence Prevention (the Forum)

The Forum enables cities to develop or enhance effective comprehensive plans to prevent youth and gang violence in their cities, using multi-disciplinary partnerships, balanced approaches and data-driven strategies. An assessment by independent researchers showed that across six cities (Salinas, CA; San Jose, CA; Boston, MA; Detroit, MI; Chicago, IL; and Memphis, TN), survey respondents reported improved perceptions of the effectiveness of law enforcement and social services programs, slightly better collaboration and organizational cooperation, and more support for violence prevention from local officials. Most importantly, survey respondents in 2012 were less likely than those in 2011 to report increasing levels of violence in the community.

Formula and Block Grants

OJP is exploring ways to incentivize the use of competitive funding to infuse evidence into formula grants. In some cases, formula grants are already defined by statute in a way that encourages or prioritizes evidence based programs and practices.

OJJDP formula and block grants support states' efforts to develop alternatives to confinement and to develop and implement screening and assessment tools. Research has shown that detention and incarceration rarely rehabilitate young offenders. Despite the decrease in crime, the juvenile justice system is still formally handling too many youth at a significant cost to state and local governments. Many states continue to hold nonviolent and status offenders in

detention and correctional institutions; and many indigent offenders who are formally handled in the state(s) juvenile justice system lack meaningful access to counsel.

BJA is proposing a competitive incentive grant that can be paired with formula grants to provide additional “bonus” funding to grantees investing in proven or promising strategies.

FOCUS 2. BUILDING EVIDENCE OF WHAT IS WORKING AND WHAT IS NOT

Beyond the research and statistics performed by NIJ and BJS, OJP’s FY 2014 budget proposal includes two programs that include new and significant evaluation components: an evaluation of the Hawaii Opportunity Probation with Enforcement (HOPE) probation model, which will be supported by NIJ, and the Crime Victims Fund-Vision 21 Initiative.

HOPE Probation Model: Generating New Evidence for the Field about What Works

The HOPE probation model has received national attention as a promising probation innovation, but has only been subjected to one systematic evaluation, which was sponsored by NIJ. The current Demonstration Field Experiment (DFE) is intended to determine whether the HOPE model can be broadly applied to probation systems outside of Hawaii. The DFE will systematically test HOPE outcomes and document implementation processes and costs in five sites across the nation. In FY 2014, OJP proposes to expand the evaluation of the HOPE project. This would involve up to 10 sites with a large number of participants randomly allocated to experimental and control conditions in each site. Project sites may vary based on offender subgroups and/or crime types. Possible examples include juvenile offenders, parolees, domestic violence offenders, sex offenders, and firearms offenders.

Vision 21: Transforming Victim Services

Vision 21 is a strategic planning initiative based on an 18-month national assessment by the Office for Victims of Crime (OVC) that systematically engaged the crime victim advocacy field and other stakeholder groups in assessing current and emerging challenges—and opportunities—facing the field. The proposed Vision 21 initiative is designed to address identified needs including the need for more victim-related data, research and program evaluation; holistic legal assistance for crime victims; resources for tribal victims; and capacity building to provide technology- and evidence-based training and technical assistance.

The Vision 21 proposal includes \$45.0 million in funding for research on victimization, crime victims, and victims services agencies, as well as evaluation of programs serving crime victims. For example, OVC will collaborate with NIJ and BJS to develop better data on crime victimization through administrative data collection by law enforcement, study victims services agencies and the role of victims’ involvement in “cold case” investigations, implement supplemental data collection on rape and sexual assault through the National Crime Victimization Survey (NCVS), and evaluate victim services intervention strategies and victimization prevention programs serving young African-American males. This research is part of a multi-year effort envisioned by OVC to address the “evidence gap” regarding crime victims and victim services programs that were identified in the Vision 21 strategic planning process.

Evidence-Based Practices

In addition to the two proposals discussed above, OJP is promoting rigorous program evaluation

through the grant solicitations issued by all of its bureaus and program offices. For the past several years, OJP grantees have been required to plan and submit performance measure activities that assess the impact of grant-funded programs.

OJP uses grant criteria to encourage the use of evidence and evidence-based practices in many competitive grant programs and builds many grant programs around evidence-based strategies and programs. For example, many Bureau of Justice Assistance (BJA) solicitations indicate that “priority consideration” will be given to applications that are considered promising or evidence-based; or that use research to support why an innovative program will be effective.

FOCUS 3. BUILDING AGENCY CAPACITY

The Research, Evaluation, and Statistics set-aside provides the NIJ and BJS an important source of funding for building and enhancing basic statistical systems to monitor the criminal justice system and for conducting research to identify best practices within that system. To support the overall mission of generating evidence, OJP is proposing a two percent set-aside for research, evaluation, and statistics. This is the same as the requested and enacted amount of two percent in FY 2013.

In FY 2014, this set-aside is expected to provide \$27.3 million to support, among other things, research on officer safety and reentry programs, evaluation of adult drug court programs, as well as statistical data collection and analysis on a variety of topics, including criminal recidivism and reentry; crime victims and victimization; law enforcement management and administration; white collar crime; and transnational crime.

Following the President’s plan to reduce gun violence, NIJ is currently conducting a technology assessment and market survey of existing and emerging gun safety technologies and will issue a report on the availability and use of those technologies in FY 2013. In FY 2014, NIJ will use \$2.0 million from the Research, Evaluation, and Statistics set-aside to issue a challenge to the private sector to develop innovative and cost-effective gun safety technology and provide prizes for those technologies that are proven to be reliable and effective.

Large Scale Demonstration Field Experiments

Demonstration field experiments use randomized controlled trials (RCTs) to develop the most rigorous evidence possible about the effectiveness of programs and practices. NIJ has proposed several possible projects for FY 2014, including:

- Evaluating Operation Ceasefire through an RCT, possibly using block randomization of neighborhoods within cities. This program has gained national attention and numerous communities with gun violence problems have weighed the decision of whether or not to adopt this program. There is quasi-experimental evidence in support of the program, but there remain widely varying beliefs about the effectiveness of this program.
- Rigorously evaluating police staffing strategies. While several high quality studies have shown that increasing the size of a police force can decrease crime, questions remain about how best to use those officers. NIJ will ask police departments to participate in an extensive

program of randomizing various aspects of their staffing, such as the ratio of detectives to patrol officers, detective caseloads, intensity of foot patrols, and the introduction of new technology.

Data Infrastructure

In the fields of criminal and juvenile justice and crime victim services, there is an acute need to improve and enhance the overall informational infrastructure in a way that supports basic research, evaluation, and data-driven policy making and program design. BJS leads the nation in developing this informational infrastructure and therefore plays a critical role in advancing evidence-based practices and infusing evidence into grant making.

OJJDP has partnered with the Pew Center on the States to conduct a two-part study on (1) the proportion of youth under community probation supervision to those in juvenile justice residential facilities, and (2) the corresponding expenditures for these two types of supervision. OJJDP has signed a Memorandum of Understanding with Pew agreeing to provide data from the Census of Juveniles in Residential Placement and Census of Juveniles on Probation for use in this study. The results of this study are expected in the spring 2013.

Cost Analysis and Cost/Benefit Analyses

NIJ solicitations currently prioritize cost-benefit analysis in a number of its solicitations using the following language: "...applications that include cost/benefit analysis will be given priority. NIJ views cost/benefit analysis as an effective way to communicate and disseminate findings from evaluation research."

Philanthropic and Nonprofit Relationships

Since 2009, OJP has been establishing relationships with the philanthropic community and the nonprofit sector. In FY 2012, OJP hosted a meeting to solicit additional guidance from the philanthropic community. The major objectives of the meeting were threefold:

- To share with the philanthropic community the agency's vision and priorities around criminal and juvenile justice;
- To solicit ideas and best practices from the criminal and juvenile justice field; and
- To identify and discuss opportunities for public and private partnerships between OJP and the philanthropic community.

Panel discussions from the meeting focused on innovative ongoing engagements as well as revised guidelines from OJP's General Counsel on outreach to philanthropic organizations, and the Casey Family Programs' Intergovernmental Personnel Act Program. This program will place Casey Fellows in OJP's Office of Juvenile Justice and Delinquency Prevention to work alongside OJJDP staff.

The meeting also focused on the technology tool called the Partnership Resource Network. Because of fiscal constraints, OJP is unable to fund all worthwhile grant applications. This resulted in many well-conceived and valuable grant applications going unfunded. The OJP website now makes public unfunded grant program applications in several categories which have

been highly rated through the peer review process so that external funders have an opportunity to assess them with the hope that some proposals will successfully secure other funding.

E. OJP Priorities and Challenges

While crime rates have stabilized on the national level, many cities, as well as rural and tribal communities, still experience problems with violence, gangs, and drugs. In addition, newer challenges – such as internet crimes against children – confront state and local law enforcement officials, even as they struggle with limited resources. Consequently, OJP continues to address the following challenges:

1) Violence, Gangs, and Drugs

The centerpiece of OJP's efforts to address youth violence is the National Forum for Youth Violence Prevention (Forum). This program creates a context for participating localities to share challenges and promising strategies with each other and to explore how federal agencies can better support local efforts. It brings together groups across the spectrum – local and federal leaders, law enforcement, educators, public health providers, community and faith-based representatives, parents, and young people – to share ideas about effective and affordable ways to prevent youth and gang violence.

2) Placed-Based Initiatives

The centerpiece of the Department's place-based strategy is OJP's proposed Byrne Criminal Justice Innovation (BCJI) Program. Developed in close partnership with the White House, Office of Management and Budget, Domestic Policy Council, and Office of Urban Affairs, the BCJI is a place-based, community-oriented strategy that aims to prevent and control violent and other serious crime in neighborhoods with "hot spots"- small locations with high proportions of crime, often as chronic condition. The BCJI model provides tools and information about crime trends in a jurisdiction and assistance in assessing, planning, and implementing the most effective use of criminal justice resources to address these issues. This approach can have the biggest impact while also building the capacity of the community to deter future crime by addressing three of the social impacts most likely to impact crime: physical disorder, socio-economic status and resources, and the "collective efficacy" of the neighborhood. This program is one of the central components of the Administration's new Promise Zones initiative in the FY 2014 budget request.

3) Law Enforcement and Information Sharing

Law enforcement in the United States, unlike that in most other industrialized countries, has several levels and is comprised of thousands of federal, state, local, and tribal agencies. Ensuring that all elements of the justice community share information, adopt best practices, and respond to emerging issues with the same level of effectiveness and timeliness is a daunting task. OJP is providing national leadership and serving as a resource for the justice community through the Global Justice Information Sharing Initiative, among others, that focus on defining core justice information sharing requirements and identifying challenges and solutions.

Additional programs where OJP is providing leadership in law enforcement and information sharing include:

- The Nationwide Suspicious Activity Reporting (SAR) Initiative (NSI) is a collaborative effort led by DOJ's Bureau of Justice Assistance (BJA) in partnership with the Department of Homeland Security, and the Federal Bureau of Investigation (FBI) and local law enforcement partners.
- The Smart Policing Initiative provides funding to local law enforcement agencies to develop effective and economical solutions to specific crime problems within their jurisdictions.
- The Preventing Violence Against Law Enforcement and Ensuring Officer Resilience and Survivability Initiative (VALOR) is designed to create alert, knowledgeable officers and encourage supervisors and executives to focus on officer safety issues.
- The Justice Reinvestment strategy partners with state and local policymakers in a planning and data analysis process to review projected corrections population and the causes of such growth. They also find ways to improve the availability of services that can reduce offenders' risk for recidivism, such as housing, substance abuse treatment, employment training, and positive social and family support for offenders returning to communities.
- The Sex Offender Sentencing, Monitoring, Apprehending, Registering, and Tracking (SMART) Office is involved in collaborative efforts around the country in support of the national implementation of a comprehensive sex offender registration and notification system.

4) Tribal Justice

OJP's Justice Programs Council on Native American Affairs in the Office of the Assistant Attorney General developed and led collaboration with other DOJ components and Alaska Native leadership to assess existing and needed public safety, justice and wellness programming.

5) Forensics, DNA, Missing Persons, and Cold Cases

From crime scene to courtroom, forensics plays a vital role in the criminal justice system. OJP funds the development of forensic tools and technologies that will save time and money, initiates evaluations to better understand the impact of forensic science, provides technology assistance and training, and enhances state and local laboratory capabilities and capacity. OJP funds these activities in order to bolster the investigative power of forensics, thereby supporting the successful and informed use of DNA and other forensic evidence in court and improving the administration of justice. NIJ's forensics portfolio encompasses a wide range of programming that helps the criminal justice community solve criminal cases with innovative approaches and cutting-edge technology.

6) Prisoner Reentry

Repeat offenders who cycle in and out of the justice system commit a significant portion of all crime and drive up the cost of operating justice agencies. These individuals often have risk factors such as mental health problems and substance abuse, limited education and literacy,

inadequate job skills, and a lack of positive support systems that, if addressed, reduce the likelihood of re-offending. OJP can address these issues with three strategies: 1) community-based options, such as problem-solving courts; 2) intensive, multi-phase reentry programs for those who are incarcerated; and 3) research to determine effective strategies for prisoner reentry programs. OJP is one of the 20 federal departments and agencies collaborating on the Attorney General's Interagency Reentry Council. The Reentry Council members collaborate to make communities safer, assist those returning from prison and jail in becoming productive, tax-paying citizens, and save taxpayer dollars by lowering the direct and collateral costs of incarceration.

7) Juvenile Delinquency, Prevention, and Intervention

According to the National Survey of Children's Exposure to Violence, sponsored by OJJDP and supported by the Center for Disease Control, more than 60 percent of the children surveyed were exposed to violence in the past year either directly or indirectly in their homes, schools or communities. The Attorney General's Defending Childhood initiative is targeted at combating the types of victimization described in this study. This initiative aims to prevent children's exposure to violence as victims and witnesses, mitigate the negative effects experienced by children exposed to violence, and develop knowledge about and increase awareness of this issue. OJP played an integral role in the development and launch of the Attorney General's Defending Childhood initiative.

OJP's Community-Based Violence Prevention Demonstration Program supports efforts that involve citizens in crime-fighting efforts. This program helps localities, and/or state programs that support a coordinated and multi-disciplinary approach to gang prevention, intervention, suppression, and reentry in targeted communities. It helps federal, state, and local partnerships replicate evidence-based strategies like the Chicago Cease Fire model (now known as Cure Violence). In FY 2010, Oakland, Denver, Brooklyn, and Washington, D.C. were selected to participate, and three new sites were added in FY 2011 – Newark, Boston, and Baltimore. OJJDP funded four more sites in FY 2012-Baton Rouge, Detroit, Philadelphia, and Los Angeles.

8) Internet Crimes Against Children (ICAC)

Every day, thousands of children and teens go online to research homework assignments, play games, and chat with friends. Every day, sexual predators roam the Internet, posting and/or looking for child pornography and soliciting minors to engage in sexual activity. Not only are these sex-related crimes intolerable, they pose formidable challenges for law enforcement, which must adapt its investigative techniques to a constantly evolving array of technology. One way OJP addresses the proliferation of internet crimes against children is through its ICAC Task Forces, which help state and local law enforcement agencies develop an effective response to cyber enticement and child pornography cases. The ICAC Task Force program is one of OJP's largest collaborative efforts. This national network of 61 coordinated task forces represents more than 3,000 federal, state, and local law enforcement and prosecutorial agencies that conduct investigations, forensic examinations, and prosecutions related to online child victimization and pornography.

9) Environmental Accountability

OJP has implemented several initiatives to ensure a safe and healthy work environment for its building occupants and to protect the environment by conserving energy. We have collaborated

with building owners to develop opportunities to conserve both energy and water through the installation of light sensors and automatic faucets and toilets. Through our contractual efforts, priority is given to purchasing energy-efficient appliances and information technology equipment, and agency purchase card holders have been trained to conduct market research to buy "green" where possible.

F. Major Functions and Organizational Structure

Composed of five bureaus and one program office, OJP and its programs address every facet of criminal and juvenile justice. Components include the Bureau of Justice Assistance (BJA), Bureau of Justice Statistics (BJS), National Institute of Justice (NIJ), Office of Juvenile Justice and Delinquency Prevention (OJJDP), Office for Victims of Crime (OVC), and the Office of Sex Offender Sentencing, Monitoring, Apprehending, Registering, and Tracking (SMART).

BJA provides leadership and assistance to local criminal justice programs that improve and reinforce the nation's criminal justice system. BJA's goals are to reduce and prevent crime, violence, and drug abuse and to improve the way in which the criminal justice system functions. In order to achieve such goals, BJA programs promote coordination and cooperation among federal, state, and local governments. BJA works closely with programs that bolster law enforcement operations, expand drug courts, and provide benefits to safety officers.

BJS is the principal statistical agency of the Department of Justice. BJS collects, analyzes, publishes, and disseminates information on crime, criminal offenders, crime victims, and criminal justice operations. BJS also provides financial and technical support to state, local, and tribal governments to improve their statistical capabilities and the quality and the utility of their criminal history records. BJS provides statistical information to the President, Congress, other officials, and the public with accurate, timely, and objective data about crime and the administration of criminal justice.

NIJ focuses on research, development, and evaluation of crime control and justice issues. NIJ provides objective, independent, evidence-based knowledge and tools to meet the challenges of criminal justice, particularly at state and local levels. NIJ funds research, development, and technology assistance, as well as assesses programs, policies, and technologies. NIJ also disseminates its research and evaluation findings through conferences, reports, the internet, and the media.

OJJDP assists local community endeavors to effectively avert and react to juvenile delinquency and victimization. Through partnerships with experts from various disciplines, OJJDP aims to improve the juvenile justice system and its policies so that the public is better protected, youth and their families are better served, and offenders are held accountable. OJJDP develops, implements, and monitors programs for juveniles. The Office also supports many research, program, and training initiatives; develops priorities and goals and sets policies to guide juvenile justice issues; disseminates information about juvenile justice issues; and awards funds to states to support local programming nationwide.

OVC provides leadership and funding for victims of crimes. OVC distributes federal funds to victim assistance programs across the country and offers training programs for professionals and their agencies that specialize in helping victims. OVC also disseminates publications and hosts various programs to help develop public awareness about victims' rights and services.

The SMART Office was authorized by the Adam Walsh Child Protection and Safety Act of 2006, and is responsible for establishing and maintaining the standards of the Sex Offender Registration and Notification Act (SORNA) as defined by the Adam Walsh Act. The SMART Office also provides technical assistance and supports innovative and best practices in the field of sex offender management.

Additional information regarding OJP's components and initiatives can be found in the components' reports to Congress and on the OJP Web site (www.ojp.gov).

Strategic Management of Human Capital

OJP firmly believes its human capital resources are the foundation for the successful accomplishment of its mission of "increasing public safety and improving the fair administration of justice across America through innovative leadership and programs" and is committed to building and maintaining a work environment that fosters inclusiveness, embraces diversity, and empowers its workforce to achieve performance excellence. OJP values the strong partnership between its Human Resources and Equal Employment Opportunity offices, and continues to develop talent management strategies and other strategic actions to ensure it has the human capital necessary to meet its mission.

In FY 2012, OJP launched a new human capital strategy. OJP's "Good to Great" campaign focuses on employee engagement, professionalizing key roles, planning for future workforce needs, and providing developmental pathways to support staff and succession planning. In FY 2012, OJP developed a comprehensive workforce planning strategy that aims to further align business needs with budget and human capital requirements. In FY 2013, OJP plans to issue a Workforce Plan that will provide current and projected workforce trends, profiles of core occupations, gap analyses, and outline restructuring activities and strategies to resolve skill gaps.

Data from OPM's 2011 Federal Employee Viewpoint Survey (FEVS) were used in FY 2012 to enhance OJP's human capital strategies and to develop future action plans. OJP plans to continue to use data from the FEVS to measure progress on human capital initiatives and to build future action plans.

Federal Real Property Asset Management

Subsequent to receiving final Congressional approval on OJP's lease prospectus, GSA continued negotiations on behalf of OJP that culminated in a 10-year succeeding lease that was awarded on December 26, 2012. OJP is collaborating with GSA to explore space design strategies to better utilize existing space while at the same time reducing our overall agency footprint. While OJP's efforts in this regard align with the Congressional conditions stipulated in their approval of OJP's lease prospectus, they are also responsive to the President's initiative to reduce costs and maximize the use of the federal real property inventory, OMB's "no net new" growth policy, and

the Department's priority to develop creative workspace changes to decrease space utilization rates.

Improved Financial Performance

OJP achieved an unqualified audit opinion on OJP's annual financial statements through FY 2012, the seventh straight fiscal year of unqualified audit opinions for OJP's financial statements. The FY 2012 financial statement audit identified no material weaknesses.

The Department's Inspector General has stated that, while it is important to efficiently award the billions of dollars in grant funds appropriated by Congress annually, it is equally important to maintain proper oversight over the grantees' use of these funds to ensure accountability and to ensure that funds are effectively used as intended. This "post award" work is fundamental to preventing fraudulent, wasteful, or inappropriate use of the billions of taxpayers' dollars that OJP awards in grants each fiscal year.

In FY 2012, OJP program offices also completed in-depth monitoring of 1,214 grants totaling \$2.0 billion, as well as financial monitoring for 488 grants totaling \$1.3 billion. In addition to in-depth monitoring activities, OJP program offices conducted desk reviews on 13,613 grants.

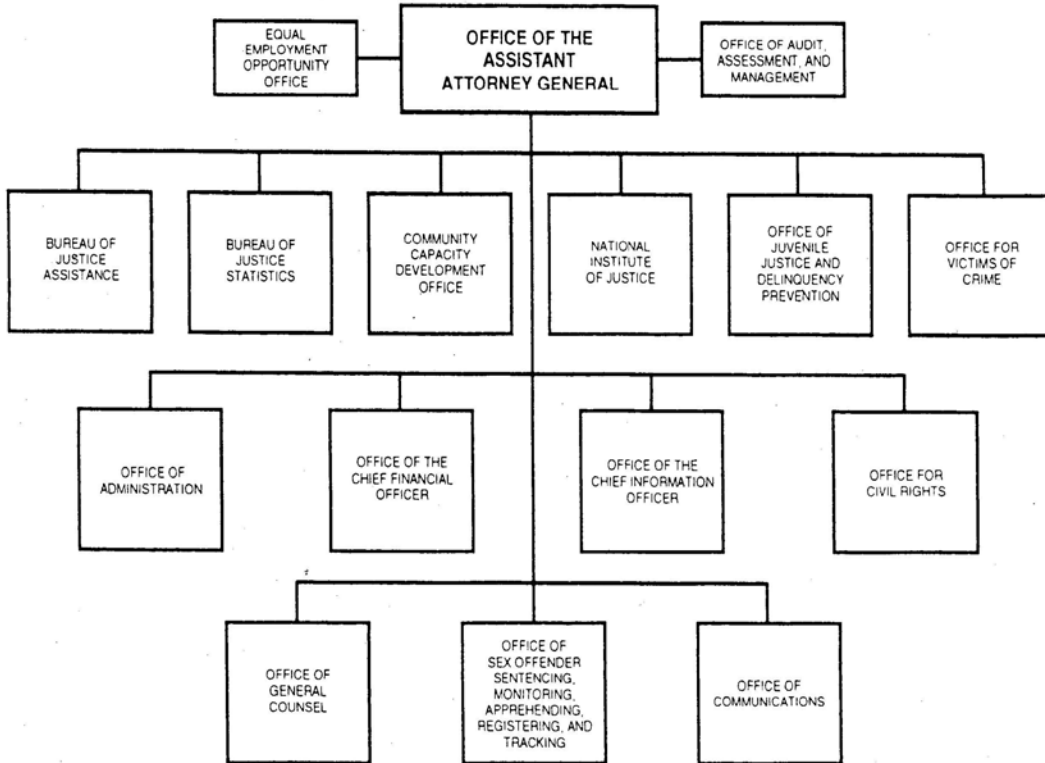
Expanded E-government

OJP continues to actively support various E-government initiatives such as reporting grant data to Data.gov, promoting access to DOJ grants funding through Grants.gov, fully compliant award funding announcements through USASpending.gov, and grantee financial reports through the Federal Sub Grant Reporting Systems (FSRS). OJP attends and participates in meetings such as GMLOB Executive Committee meetings, GSA's SAMS planning meetings, and the OMB's Data Quality Working Group for grants data. OJP continues to coordinate with the U.S. Department of Treasury in implementing new system requirements, such as, the Government-wide Treasury Account Symbol Adjusted Trial Balance System (GTAS, Transaction Reporting System (TRS) and Do No Pay (DNP) database.

Budget and Performance Integration

OJP monitors the performance of programs, provides quarterly performance data to DOJ, and reports performance data to OMB semi-annually. All of these processes ensure the integration of performance and budget information.

OFFICE OF JUSTICE PROGRAMS



Approved by: *Albino Gonzales* Date: 12-21-06
ALBINO GONZALES
Attorney General

II. Summary of Program Changes

Summary of Program Changes Listed in Priority Order - Increases					
Item Name	Description				Page
	Program Description	Pos.	FTE	Dollars (\$000)	
Research, Development, and Evaluation Program	Supports research, development, and evaluation (RD&E) efforts to support practitioners and policy makers at all levels of government; emphasizes RD&E activities into the following major program areas: state and local law enforcement, forensic science, crime prevention, violence and victimization, and corrections and courts.	0	0	4,500	96
Crime Victims Fund	Focuses on providing compensation to victims of crime and survivors, supporting appropriate victims' service programs and victimization intervention strategies, and building capacity to improve response to crime victims' needs and increase offender accountability.	0	0	95,000	100
Byrne Justice Assistance Grants (JAG)	Provides flexible grants that are the primary source of federal criminal justice funding for state, local, and tribal jurisdictions. Of this request, \$10M is for Smart Policing to support effective police/research partnerships at local law enforcement agencies to develop effective and economical solutions to chronic crime problems.	0	0	25,000	104
Justice Reinvestment (Criminal Justice Reform and Recidivism Reduction)	Provides targeted technical assistance to help units of state, local, and tribal governments analyze data on their criminal justice systems, identify what factors are driving increases in prison and jail populations and develop strategies to reduce costs, improve public safety, and help ex-offenders with the transition back into mainstream society.	0	0	85,000	109
Defending Childhood/Children Exposed to Violence	Coordinated with the Department of Health and Human Services, will build on what has been learned from past and current activities, and will consist of the following components: 1) Advance Effective Practices at the State, Local, and Tribal Levels; and 2) Increasing Knowledge, Understanding, and Policy.	0	0	13,000	114
Criminal Justice Statistics Programs	Collects and analyzes statistical data on all aspects of the criminal justice system; assists state, local, and tribal governments in collecting and analyzing justice statistics; and disseminates high value information and statistics to inform policy makers, researchers, criminal justice practitioners, and the general public.	0	0	7,900	118
Evaluation Clearinghouse/What Works Repository	Provides practitioners and policymakers with a single, credible, online source for evidence-based information on what works and what is promising in criminal and juvenile justice policy and practice.	0	0	2,000	123

Summary of Program Changes Listed in Priority Order – Increases					
Item Name	Description				Page
	Program Description	Pos.	FTE	Dollars (\$000)	
Second Chance Act	Authorizes grants to government agencies and nonprofit groups to provide employment assistance, substance abuse treatment, housing, family programming, mentoring, victims support, and other services that can help reduce re-offending and violations of probation and parole.	0	0	56,000	126
National Forum on Youth Violence	Creates a context for participating localities to share challenges and promising strategies with each other and to explore how federal agencies can better support local efforts.	0	0	2,000	130
National Criminal History Improvement Program	Promotes officer safety through a modularized, multi-level training and technical assistance program that will develop a culture of safety within law enforcement agencies and personnel that is consistent with the ideals of a democratic society.	0	0	44,000	133
Byrne Criminal Justice Innovation	Supports place-based strategies that combine law enforcement, community policing, prevention, intervention, and treatment, and neighborhood restoration.	0	0	20,000	137
Forensic Science	Strengthens and enhances the practice of forensic sciences.	0	0	9,000	141
Economic, High-technology, and Cybercrime Prevention Program	Provides grants, training, and technical assistance to support efforts to combat economic, high-technology, and internet crimes, including the intellectual property crimes of counterfeiting and piracy.	0	0	2,000	144
Community-Based Violence Prevention Initiatives	Assists state, local, and tribal governments in developing and implementing community-based violence reduction strategies that have been proven to be effective through sound research and evaluation.	0	0	17,000	148
Project Hawaii Opportunity Probation with Enforcement (HOPE)	Funding for additional sites implementing “swift and certain” sanctions in probation, including a large scale demonstration field experiment using a randomized controlled trial methodology.	0	0	10,000	151
Title II Part B: Formula Grants	Supports state, local, and tribal efforts to develop and implement comprehensive state juvenile justice plans.	0	0	30,000	155

Summary of Program Changes Listed in Priority Order – Increases					
Item Name	Description				Page
	Program Description	Pos.	FTE	Dollars (\$000)	
Delinquency Prevention (Title V: Incentive Grants)	Supports delinquency prevention programs and activities to benefit youth who are at risk of having contact with the juvenile justice system.	0	0	36,000	158
Problem Solving Justice	Encourages research-based continuums of local justice system responses for drug involved offenders and problem solving strategies for addressing community crime problems and other priority offender populations.	0	0	44,000	162
Missing and Exploited Children	Provides a primary vehicle for building an infrastructure to support the national effort to prevent the abduction and exploitation of our nation's children.	0	0	2,000	167
Residential Substance Abuse Treatment	Assists states and units of local government in developing and implementing residential substance abuse treatment programs in state and local correctional and detention facilities and to create and maintain community-based aftercare services for offenders.	0	0	9,000	171
Competitive Grant for Girls in the Juvenile Justice System	Competitive demonstration grants focusing on girls in the juvenile justice system through responses and strategies that consider gender and the special needs of girls.	0	0	2,000	174
Juvenile Justice Realignment Incentive Grants	Incentive grants to assist states that use JABG funds for evidence-based juvenile justice system realignment to foster better outcomes for system-involved youth, less costly use of incarceration, and increased public safety.	0	0	20,000	177
Byrne Incentive Grants	This program will incentivize Byrne JAG Grantees to use a portion of their existing funding to support criminal justice programs and practices that are shown through scientific evidence to be effective.	0	0	40,000	180
Children of Incarcerated Parents Web Portal	Support continued development and implementation of a web portal that would consolidate information regarding federal resources, grant opportunities, best and promising practices, and ongoing government initiatives that address and support children of incarcerated parents and their caregivers.	0	0	500	184
Public Safety Officers Benefits	Provides a one-time financial benefit to survivors of public safety officers whose deaths resulted from injuries sustained in the line of duty.	0	0	3,000	187
Total Increases		0	0	\$578,900	

Summary of Program Changes Listed in Priority Order – Offsets					
Item Name	Description				Page
	Program Description	Pos.	FTE	Dollars (\$000)	
State Criminal Alien Assistance Program (SCAAP)	Reimburses states and localities for part of their prior year costs for incarcerating illegal aliens with at least one felony or two misdemeanor convictions for violations of state or local law.	0	0	(240,000)	191
Regional Information Sharing System	Facilitates information sharing and communications to support member agency investigative and prosecution efforts by providing state-of-the-art investigative support and training to law enforcement agencies nationwide.	0	0	(2,000)	194
Youth Mentoring Grants	Supports mentoring for youth at risk of educational failure, dropping out of school, or involvement in delinquent activities, including gangs.	0	0	(20,000)	197
DNA Related and Forensic Programs and Activities	Provides a comprehensive strategy to maximize the use of forensic DNA technology in the criminal justice system.	0	0	(25,000)	200
Capital Litigation	Provides grants for the training of defense counsel, state and local prosecutors, and state trial judges to help them improve the quality of representation and the reliability of verdicts in state-level capital cases.	0	0	(1,000)	203
Prison Rape Prevention and Prosecution Program	Provides support for the development of a national set of measures by the Bureau of Justice Statistics (BJS) describing the circumstances surrounding incidents of sexual assault in correctional institutions.	0	0	(2,000)	206
OJP Program Eliminations	Eliminates funding for several programs to ensure that OJP's limited funding is focused on addressing the nation's most important criminal justice priorities. The eliminated programs are: Border Initiatives; Presidential Nominating Conventions; Court Appointed Special Advocate Program; John R. Justice; Missing Alzheimer's; Paul Coverdell; Child Abuse Training Programs; and VOCA Child Abuse Program.	0	0	(257,000)	210
	Total Offsets	0	0	(\$547,000)	
Personnel and Resources for OJP Operations	Provides personnel and resources to fulfill stewardship obligations, ensure transparency and accountability in the use of federal grant funding, and improve the efficiency and productivity of day-to-day operations.	10	10	0	94
	Net Change	10	10	\$31,900	

III. Appropriations Language and Analysis of Appropriations Language

Office of Justice Programs
Appropriations Language and Analysis of Appropriations Language

The FY 2014 Budget request of \$2,353,200, 712 Positions, and 611 FTE includes proposed changes in the appropriations language listed and explained below. New language is italicized and underlined and language proposed for deletion is bracketed.

RESEARCH, EVALUATION, AND STATISTICS

For grants, contracts, cooperative agreements, and other assistance authorized by title I of the Omnibus Crime Control and Safe Streets Act of 1968 ("the 1968 Act"); the Juvenile Justice and Delinquency Prevention Act of 1974 ("the 1974 Act"); the Missing Children's Assistance Act (42 U.S.C. 5771 et seq.); the Prosecutorial Remedies and Other Tools to end the Exploitation of Children Today Act of 2003 (Public Law 108-21); the Justice for All Act of 2004 (Public Law 108-405); the Violence Against Women and Department of Justice Reauthorization Act of 2005 (Public Law 109-162) ("the 2005 Act"); the Victims of Child Abuse Act of 1990 (Public Law 101-647); the Second Chance Act of 2007 (Public Law 110-199); the Victims of Crime Act of 1984 (Public Law 98-473); the Adam Walsh Child Protection and Safety Act of 2006 (Public Law 109-248) ("the Adam Walsh Act"); the PROTECT Our Children Act of 2008 (Public Law 110-401); subtitle D of title II of the Homeland Security Act of 2002 (Public Law 107-296) ("the 2002 Act"); the NICS Improvement Amendments Act of 2007 (Public Law 110-180); and other programs; [~~\$136,000,000~~]\$134,400,000, to remain available until expended, of which--

(1) [~~\$60,000,000~~]\$52,900,000 is for criminal justice statistics programs, and other activities, as authorized by part C of title I of the 1968 Act[, of which \$36,000,000] [is for the administration and redesign of the National Crime Victimization Survey];

(2) [~~\$48,000,000~~]\$44,500,000 is for research, development, and evaluation programs, and other activities as authorized by part B of title I of the 1968 Act and subtitle D of title II of the 2002 Act;

(3) [~~\$1,000,000~~]\$3,000,000 is for an evaluation clearinghouse program; [and]

(4) [~~\$27,000,000~~]\$25,000,000 is for regional information sharing activities, as authorized by part M of title I of the 1968 Act; *and*

(5) \$9,000,000 is for activities to strengthen and enhance the practice of forensic sciences, of which \$1,000,000 is for the support of a Forensic Science Advisory Committee to be chaired by the Attorney General and the Director of the National Institute of Standards and Technology, \$3,000,000 is for transfer to the National Institute of Standards and Technology under the heading "Scientific and Technical Research and Services" for measurement science and standards in support of forensic science, and \$5,000,000 is for transfer to the National Science Foundation under the heading "Research and Related Activities" for a forensic science grant program to establish forensic science research centers.

Note.--A full-year 2013 appropriation for this account was not enacted at the time the budget was prepared; therefore, this account is operating under a continuing resolution (P.L. 112-175). The amounts included for 2013 reflect the annualized level provided by the continuing resolution.

STATE AND LOCAL LAW ENFORCEMENT ASSISTANCE

For grants, contracts, cooperative agreements, and other assistance authorized by the Violent Crime Control and Law Enforcement Act of 1994 (Public Law 103-322) ("the 1994 Act"); the Omnibus Crime Control and Safe Streets Act of 1968 ("the 1968 Act"); the Justice for All Act of 2004 (Public Law 108-405); the Victims of Child Abuse Act of 1990 (Public Law 101-647) ("the 1990 Act"); the Trafficking Victims Protection Reauthorization Act of 2005 (Public Law 109-164); the Violence Against Women and Department of Justice Reauthorization Act of 2005 (Public Law 109-162) ("the 2005 Act"); the Adam Walsh Child Protection and Safety Act of 2006 (Public Law 109-248) ("the Adam Walsh Act"); the Victims of Trafficking and Violence Protection Act of 2000 (Public Law 106-386); the NICS Improvement Amendments Act of 2007 (Public Law 110-180); subtitle D of title II of the Homeland Security Act of 2002 (Public Law 107-296) ("the 2002 Act"); the Second Chance Act of 2007 (Public Law 110-199); the Prioritizing Resources and Organization for Intellectual Property Act of 2008 (Public Law 110-403); the Victims of Crime Act of 1984 (Public Law 98-473); the Mentally III Offender Treatment and Crime Reduction Reauthorization and Improvement Act of 2008 (Public Law 110-416); and other programs[; \$781,500,000], \$1,005,000,000, to remain available until expended as follows--

(1) [~~\$430,000,000~~]\$395,000,000 for the Edward Byrne Memorial Justice Assistance Grant program as authorized by subpart 1 of part E of title I of the 1968 Act (except that section 1001(c), and the special rules for Puerto Rico under section 505(g), of title I of the 1968 Act shall not apply for purposes of this Act), of which, notwithstanding such subpart 1, \$2,000,000 is for a program to improve State and local law enforcement intelligence capabilities including antiterrorism training and training to ensure that constitutional rights, civil liberties, civil rights, and privacy interests are protected throughout the intelligence process, [~~\$4,000,000~~]\$2,000,000 is for a State, local, and tribal assistance help desk and diagnostic center program, [~~\$5,000,000~~]\$15,000,000 is for a Preventing Violence Against Law Enforcement Officer Resilience and Survivability Initiative (VALOR), [and \$6,000,000 is] [for a criminal justice reform and recidivism reduction program]\$10,000,000 is for an initiative to support evidence-based policing, \$5,000,000 is for an initiative to enhance prosecutorial decision-making, and \$2,500,000 for objective, nonpartisan voter education about, and a plebiscite on, options that would resolve Puerto Rico's future political status, which shall be provided to the State Elections Commission of Puerto Rico: Provided, That funds provided for the plebiscite under the previous proviso shall not be obligated until 45 days after the Attorney General notifies the Committees on Appropriations that he approves of an expenditure plan from the Commission for voter education and plebiscite administration, including approval of the plebiscite ballot; Provided further, That the notification shall include a finding that the voter education materials, plebiscite ballot, and related materials are not incompatible with the Constitution and laws and policies of the United States: Provided further, That no Edward Byrne Memorial Justice Assistance Grant may be made by the Attorney General to any unit of local government (other than an Indian tribe) if the allocation thereto, pursuant to section 505(d)(2)(A) of title I of the Omnibus Crime Control and Safe Streets Act of 1968 (42 U.S.C. 3755(d)(2)(A)), is less than \$25,000;

(2) \$40,000,000 for an Edward Byrne Memorial incentive grant program, of which \$15,000,000 is for incentive grants to states and localities that use a portion of Edward Byrne Memorial Justice Assistance Grant program funding for evidence-based strategies and interventions and \$25,000,000 is for incentive grants for states and localities using a portion of Edward Byrne

Memorial Justice Assistance Grant program funding for justice system realignment efforts;

[(2)] \$70,000,000 for the State Criminal Alien Assistance Program, as authorized by section 241(i)(5) of the Immigration and Nationality Act (8 U.S.C. 1231(i)(5)): Provided, That no jurisdiction shall request compensation for any cost greater than the actual cost for Federal immigration and other detainees housed in State and local detention facilities;]

[(3)]~~(3)~~ [\$25,000,000]\$15,000,000 for competitive grants to improve the functioning of the criminal justice system, to prevent or combat juvenile delinquency, and to assist victims of crime (other than compensation);

[(4)]~~(4)~~ [\$52,000,000]\$44,000,000 for Drug Courts, as authorized by section 1001(a)(25)(A) of title I of the 1968 Act, mental health courts and adult and juvenile collaboration program grants, as authorized by parts V and HH of title I of the 1968 Act and the Mentally Ill Offender Treatment and Crime Reduction Reauthorization and Improvement Act of 2008 (Public Law 110-416), and other criminal justice system problem-solving grants;

[(5)]~~(5)~~ [\$21,000,000]\$19,000,000 for grants for Residential Substance Abuse Treatment for State Prisoners, as authorized by part S of title I of the 1968 Act;

[(6)]~~(6)~~ \$2,000,000 for the Capital Litigation Improvement Grant Program, as authorized by section 426 of Public Law 108-405, and for grants for wrongful conviction review;

[(7)]~~(7)~~ [\$15,000,000]\$9,000,000 for economic, high technology and Internet crime prevention grants, including as authorized by section 401 of Public Law 110-403; of which \$2,500,000 for intellectual property enforcement grants, including as authorized by section 401 of Public Law 110-403;

[(8)]~~(8)~~ [\$20,000,000]\$35,000,000 for an Edward Byrne Memorial criminal justice innovation program[, of which not more than \$2,000,000 may be used for activities supporting a review of criminal justice system policies and strategies];

[(9)] \$24,000,000 for the matching grant program for law enforcement armor vests, as authorized by section 2501 of title I of the 1968 Act;]

[(10)]~~(9)~~ \$1,000,000 for the National Sex Offender Public Web site;

[(11)]~~(10)~~ \$5,000,000 for competitive and evidence-based programs to reduce gun crime and gang violence;

[(12)]~~(11)~~ [\$4,000,000]\$5,000,000 for grants to assist State and tribal governments and related activities as authorized by the NICS Improvement Amendments Act of 2007 (Public Law 110-180);

[(13)]~~(12)~~ [\$5,000,000]\$50,000,000 for the National Criminal History Improvement Program for grants to upgrade criminal and mental health records necessary for the functioning of the National Instant Criminal Background Check System;

[(14)]~~(13)~~ \$7,000,000 for a program to monitor prescription drugs and scheduled listed chemical products;

[(15)]~~(14)~~ [\$12,500,000]\$10,500,000 for prison rape prevention and prosecution grants to States and units of local government, and other programs, as authorized by the Prison Rape Elimination Act of 2003 (Public Law 108-79), *including statistics, data, and research, of which not more than \$250,000 of these funds shall be available for the direct federal costs of facilitating an auditing process: Provided, That, upon the Attorney General's initial receipt of submissions pursuant to section 8(c)(2) of Public Law 108-79--(a) the statistical review and related analysis provided for in section 4 thereof shall no longer be required, and (b) the review panel established under section 4(b) of Public Law 108-79 shall be terminated;*

[(16)] \$8,000,000 for a justice information sharing and technology program; and]

[(17)](15) \$100,000,000 for DNA-related and forensic programs and activities (including related research and development, training and education, and technical assistance), of which \$20,000,000 is for programs and activities (including grants, technical assistance, and technology) to reduce the rape kit backlog; Provided, That the certification requirements of 42 U.S.C. 3797k(1), 3797k(2), and 3797k(4) shall apply to any DNA-related and forensic program grants made to forensic crime laboratories;

(16) \$10,500,000 for victim services programs for victims of trafficking, as authorized by section 107(b)(2) of Public Law 106-386 and for programs authorized under Public Law 109-164;

(17) \$23,000,000 for an initiative relating to children exposed to violence;

(18) \$20,000,000 for sex offender management assistance, as authorized by the Adam Walsh Act and the 1994 Act, and related activities;

(19) [\$80,000,000]\$119,000,000 for offender reentry programs and research, as authorized by the Second Chance Act of 2007 (Public Law 110-199), *without regard to the time limitations specified at section 6(1) of such Act*, of which \$10,000,000 is for a program to improve State, local, and tribal probation *or parole* supervision efforts and strategies; *and \$5,000,000 is for Children of Incarcerated Parents Demonstrations to enhance and maintain parental and family relationships for incarcerated parents as a reentry or recidivism reduction strategy; Provided, That [not to exceed]up to [\$20,000,000]\$40,000,000 of funds made available in this paragraph may be used for performance-based awards for Pay for Success projects, of which up to \$10,000,000 shall be for Pay for Success programs implementing the Permanent Supportive Housing Model; Provided further, That, with respect to the previous proviso, any funds obligated for such projects shall remain available for disbursement until expended, notwithstanding 31 U.S.C. 1552(a); Provided further, That, with respect to the first proviso, any deobligated funds from such projects shall immediately be available for activities authorized under the Second Chance Act of 2007 (Public Law 110-199):*

(20) \$85,000,000 for a Justice Reinvestment Initiative program, for activities related to criminal justice reform and recidivism reduction;

(21) \$10,000,000 for additional replication sites employing Hawaii's Opportunity Probation with Enforcement (HOPE) model implementing swift and certain sanctions in probation, and for a research project on the effectiveness of the model;

Provided further, That, if a unit of local government uses any of the funds made available under this heading to increase the number of law enforcement officers, the unit of local government will achieve a net gain in the number of law enforcement officers who perform non-administrative public sector safety service.

Note.--A full-year 2013 appropriation for this account was not enacted at the time the budget was prepared; therefore, this account is operating under a continuing resolution (P.L. 112-175). The amounts included for 2013 reflect the annualized level provided by the continuing resolution

JUVENILE JUSTICE PROGRAMS

For grants, contracts, cooperative agreements, and other assistance authorized by the Juvenile Justice and Delinquency Prevention Act of 1974 ("the 1974 Act"); the Omnibus Crime Control and Safe Streets Act of 1968 ("the 1968 Act"); the Violence Against Women and Department of Justice Reauthorization Act of 2005 (Public Law 109-162) ("the 2005 Act"); the Missing

Children's Assistance Act (42 U.S.C. 5771 et seq.); the Prosecutorial Remedies and Other Tools to end the Exploitation of Children Today Act of 2003 (Public Law 108-21); the Victims of Child Abuse Act of 1990 (Public Law 101-647) ("the 1990 Act"); the Adam Walsh Child Protection and Safety Act of 2006 (Public Law 109-248) ("the Adam Walsh Act"); the PROTECT Our Children Act of 2008 (Public Law 110-401); and other juvenile justice programs, [~~\$245,000,000~~] \$332,500,000, to remain available until expended as follows--

(1) \$70,000,000 for programs authorized by section 221 of the 1974 Act, and for training and technical assistance to assist small, non-profit organizations with the Federal grants process:

Provided, That notwithstanding sections 103(26) and 223(a)(11)(A) of the 1974 Act, for purposes of funds appropriated in this Act--(a) the term "adult inmate" shall be understood to mean an individual who has been arrested and is in custody as the result of being charged as an adult with a crime, but shall not be understood to include anyone under the care and custody of a juvenile detention or correctional agency, or anyone who is in custody as the result of being charged with or having committed an offense described in Section 223(a)(11)(A) of the 1974 Act; (b) the juveniles described in Section 223(a)(11)(A) of the 1974 Act who have been charged with or who have committed an offense that would not be criminal if committed by an adult shall be understood to include individuals under 18 who are charged with or who have committed an offense of purchase, consumption, or possession of any alcoholic beverage or tobacco product; and (c) Section 223(a)(11)(A)(ii) of the 1974 Act shall apply only to those individuals described in Section 223(a)(11)(A) who, while remaining under the jurisdiction of the court on the basis of the offense described therein, are charged with or commit a violation of a valid court order thereof;

(2) \$58,000,000 for youth mentoring grants;

(3) [~~\$40,000,000~~]\$56,000,000 for delinquency prevention, as authorized by sections 261 and 262 of the 1974 Act; of which \$20,000,000 is for competitive grants to police and juvenile justice authorities in communities that have been awarded Department of Education School Climate Transformation Grants to collaborate on use of evidence-based positive behavior strategies to increase school safety and reduce juvenile arrests;

(4) \$30,000,000 for the Juvenile Accountability Block Grants program as authorized by part R of title I of the 1968 Act; Provided, That Guam shall be considered a State for purposes thereof;

(5) \$20,000,000 for incentive grants to assist states that use Juvenile Accountability Block Grants program funds for evidence-based juvenile justice system realignment to foster better outcomes for affected juveniles;

~~[(5)](6)~~ \$25,000,000 for community-based violence prevention initiatives, of which no less than \$12,500,000 is for public health approaches to reducing shootings and violence;

~~[(6)]~~ \$20,000,000 for an evidence-based competitive juvenile justice demonstration grant program; and]

(7) [~~\$2,000,000~~]\$4,000,000 for grants and technical assistance in support of the National Forum on Youth Violence Prevention;[:]

(8) \$67,000,000 for missing and exploited children programs, including as authorized by sections 404(b) and 405(a) of the 1974 Act, of which \$22,000,000 is for grants and activities concerning internet crimes against children, including as authorized by the PROTECT Our Children Act of 2008 (Public Law 110-401);

(9) \$500,000 for an internet site providing information and resources on children of incarcerated parents;

(10) \$2,000,000 for competitive grants focusing on girls in the juvenile justice system:

Provided, That not more than 10 percent of each amount may be used for research, evaluation, and statistics activities designed to benefit the programs or activities authorized: Provided further, That not more than [2]5 percent of each amount may be used for training and technical assistance: Provided further, That the previous two provisos shall not apply to grants and projects authorized by sections 261 and 262 of the 1974 Act and to missing and exploited children programs.

Note.--A full-year 2013 appropriation for this account was not enacted at the time the budget was prepared; therefore, this account is operating under a continuing resolution (P.L. 112-175). The amounts included for 2013 reflect the annualized level provided by the continuing resolution.

PUBLIC SAFETY OFFICERS BENEFITS (INCLUDING TRANSFER OF FUNDS)

For payments and expenses authorized under section 1001(a)(4) of title I of the Omnibus Crime Control and Safe Streets Act of 1968, such sums as are necessary (including amounts for administrative costs), to remain available until expended; and \$16,300,000 for payments authorized by section 1201(b) of such Act and for educational assistance authorized by section 1218 of such Act, to remain available until expended: Provided, That notwithstanding section 205 of this Act, upon a determination by the Attorney General that emergent circumstances require additional funding for such disability and education payments, the Attorney General may transfer such amounts to "Public Safety Officers Benefits" from available appropriations for the Department of Justice as may be necessary to respond to such circumstances: Provided further, That any transfer pursuant to the previous proviso shall be treated as a reprogramming under section 505 of this Act and shall not be available for obligation or expenditure except in compliance with the procedures set forth in that section.

Note.--A full-year 2013 appropriation for this account was not enacted at the time the budget was prepared; therefore, this account is operating under a continuing resolution (P.L. 112-175). The amounts included for 2013 reflect the annualized level provided by the continuing resolution.

GENERAL PROVISIONS

Sec. [213]212. At the discretion of the Attorney General, and in addition to any amounts that otherwise may be available (or authorized to be made available) by law, with respect to funds appropriated by this title under the headings "Research, Evaluation, and Statistics", "State and Local Law Enforcement Assistance", and "Juvenile Justice Programs"—

- (1) Up to [3]5 percent of funds made available to the Office of Justice Programs for grant or reimbursement programs may be used by such Office to provide training and technical assistance;
- (2) Up to 2 percent of funds made available for grant or reimbursement programs under such headings, except for amounts appropriated specifically for research, evaluation, or statistical programs administered by the National Institute of Justice and the Bureau of Justice Statistics, shall be transferred to and merged with funds provided to the National

Institute of Justice and the Bureau of Justice Statistics, to be used by them for research, evaluation or statistical purposes, without regard to the authorizations for such grant or reimbursement programs; and

(3) 7 percent of funds made available for grant or reimbursement programs: (1) under the heading "State and Local Law Enforcement Assistance"; or (2) under the headings "Research, Evaluation, and Statistics" and "Juvenile Justice Programs", to be transferred to and merged with funds made available under the heading "State and Local Law Enforcement Assistance", shall be available for tribal criminal justice assistance without regard to the authorizations for such grant or reimbursement programs.

Sec. [214]213. The Attorney General may, upon request by a grantee and based upon a determination of fiscal hardship, waive the requirements of sections 2976(g)(1), 2978(e)(1) and (2), and 2904 of title I of the Omnibus Crime Control and Safe Streets Act of 1968 (42 U.S.C. 3797w(g)(1), 3797w-2(e)(1) and (2), 3797q-3) and section 6(c)(3) of the Prison Rape Elimination Act of 2003 (42 U.S.C. 15605(c)(3)) with respect to funds appropriated in this or any other Act making appropriations for fiscal years 2010 through 2013 for Adult and Juvenile Offender State and Local Reentry Demonstration Projects and State, Tribal, and Local Reentry Courts authorized under part FF of title I of such Act of 1968, and the Prosecution Drug Treatment Alternatives to Prison Program authorized under part CC of such Act of 1968, and Grants to Protect Inmates and Safeguard Communities under such Act of 2003.

Sec. [216]215. Of the unobligated balances from prior year appropriations for the Office of Justice Programs, [~~\$43,000,000~~]\$47,000,000 are hereby permanently cancelled: Provided, That no amounts may be cancelled from amounts that were designated by the Congress as an emergency requirement pursuant to the Concurrent Resolution on the Budget or the Balanced Budget and Emergency Deficit Control Act of 1985, as amended.

Sec. [217]216. Notwithstanding any other provision of law, amounts deposited or available in the Fund established under section 1402 of the Victims of Crime Act of 1984 (42 U.S.C. 10601) in any fiscal year in excess of [~~\$1,070,000,000~~]\$800,000,000 shall not be available for obligation in this fiscal year: Provided, That, notwithstanding section 1402(d) of such Act of 1984, of the amounts available from the Fund for obligation, the following amounts shall be available without fiscal year limitation to the Director of the Office for Victims of Crime: \$25,000,000 for supplemental victims' services and other victim-related programs and initiatives, \$20,000,000 for tribal assistance for victims of violence (both of which support "Vision 21"), and \$10,000,000 for victims of trafficking grants focused on domestic victims: Provided, That up to 2 percent of funds may be made available to the National Institute of Justice and the Bureau of Justice Statistics, to be used by them for research, evaluation or statistical purposes related to crime victims and related programs.

[of amounts available in the Fund, notwithstanding sections 1402(d), 1402(e), 1402(f), 1404(c), 1404(d), and 1407 (42 U.S.C. 10601(d), 10601(e), 10601(f), 10603(c), 10604)]

[(a) \$144,500,000, in addition to sums provided for this purpose under the "Violence Against Women Prevention and Prosecution Programs" account, shall be transferred to that account and available to the Office on Violence Against Women for grants to combat violence against women, as authorized by part T of the Omnibus Crime Control and Safe Streets Act of 1968 (42 U.S.C. 3711 et seq.);]

[(b) \$220,500,000, shall be transferred to the "State and Local Law Enforcement Assistance" account, and available to the Office of Justice Programs as follows_]

[(1) \$100,000,000 is for DNA-related and forensic programs and activities (including related research and development, training and education, and technical assistance), of which \$1,500,000 is for DNA training and education for law enforcement, correctional personnel, and court officers for the purposes of 42 U.S.C. 14136, \$2,500,000 is for Sexual Assault Forensic Exam program grants including as authorized by 42 U.S.C. 14136a, and \$5,000,000 is to be made available to the National Institute of Justice for research on rape kit backlogs in additional jurisdictions;]

[(2) \$67,000,000 is for missing and exploited children programs, including as authorized by sections 404(b) and 405(a) of the Juvenile Justice and Delinquency Prevention Act of 1974, of which \$22,000,000 is for internet crime against children grants and activities as authorized by the PROTECT Our Children Act of 2008 (Public Law 110-401);]

[(3) \$23,000,000 is for an initiative relating to children exposed to violence;]

[(4) \$20,000,000 is for implementation of the Adam Walsh Act and related activities; and]

[(5) \$10,500,000 is for victim services programs for victims of trafficking, as authorized by section 107(b)(2) of Public Law 106-386 and for programs authorized under Public Law 109-164.]

Sec. 219. Performance Partnership Pilots.

(a) Definitions. In this section,

(1) "Performance Partnership Pilot" (or "Pilot") is a project that seeks to identify, through a demonstration, cost-effective strategies for providing services at the state, regional, or local level that—

(A) involve two or more Federal programs (administered by one or more Federal agencies)—

(i) which have related policy goals, and

(ii) at least one of which is administered (in whole or in part) by a state, local, or tribal government; and

(B) achieve better results for regions, communities, or specific at risk populations through making better use of the budgetary resources that are available for supporting such programs.

(2) "To improve outcomes for disconnected youth" means to increase the rate at which individuals between the ages of 14 and 24 (who are homeless, in foster care, involved in the juvenile justice system, or are neither employed nor enrolled in an educational institution) achieve success in meeting educational, employment or other key goals.

(3) The "lead Federal administering agency" is the Federal agency, to be designated by the Director of the Office of Management and Budget (from among the participating Federal agencies that have statutory responsibility for the Federal discretionary funds that will be used in a Performance Partnership Pilot) that will enter into and administer the particular Performance Partnership Agreement on behalf of that agency and the other participating Federal agencies.

(b) Use of Discretionary Funds in Fiscal Year 2014 Appropriations Act. Federal agencies may use Federal discretionary funds, that are made available in this act or any other appropriations

act providing funds for Fiscal Year 2014 and corresponding authority to enter into Performance Partnership Pilots, to carry out up to a total of 13 Performance Partnership Pilots involving up to a total of \$130,000,000 in aggregate Federal discretionary budget authority. Such Pilots shall:

- (1) be designed to improve outcomes for disconnected youth, and
- (2) involve Federal programs targeted on disconnected youth, or designed to prevent youth from disconnecting from school or work, that provide education, training and employment, and other related social services; and

(c) Performance Partnership Agreements. Federal agencies may use Federal discretionary funds, as authorized in subsection (b), to participate in a Performance Partnership Pilot only in accordance with the terms of a Performance Partnership Agreement that—

(1) is entered into between—

(A) the head of the lead Federal administering agency, on behalf of all of the participating Federal agencies (subject to the head of the lead Federal administering agency having received from the heads of each of the other participating agencies their written concurrence for entering into the Agreement), and

(B) the respective representatives of all of the state, local or tribal governments that are participating in the Agreement; and

(2) specifies, at a minimum, the following information:

(A) the length of the Agreement (which shall not extend beyond September 30, 2018);

(B) the Federal programs and federally-funded services that are involved in the Pilot;

(C) the Federal discretionary funds that are being used in the Pilot (by the respective Federal account identifier, and the total amount from such account that is being used in the Pilot), and the period (or periods) of availability for obligation (by the Federal Government) of such funds;

(D) the non-Federal funds that are involved in the Pilot, by source (which can include private funds as well as governmental funds) and by amount;

(E) the state, local, or tribal programs that are involved in the Pilot;

(F) the populations to be served by the Pilot;

(G) the cost-effective Federal oversight procedures that will be used for the purpose of maintaining the necessary level of accountability for the use of the Federal discretionary funds;

(H) the cost-effective State, local or tribal oversight procedures that will be used for the purpose of maintaining the necessary level of accountability for the use of the Federal discretionary funds;

(I) the outcome (or outcomes) that the Pilot is designed to achieve;

(J) the appropriate, reliable, and objective outcome-measurement methodology that the Federal Government and the participating state, local, or tribal governments will use, in carrying out the Pilot, to determine whether the Pilot is achieving, and has achieved, the specified outcomes that the Pilot is designed to achieve; and

(K) in cases where, during the course of the Pilot, it is determined that the Pilot is not achieving the specified outcomes that it is designed to achieve,

(i) the consequences that will result from such deficiencies with respect to the Federal discretionary funds that are being used in the Pilot, and

(ii) the corrective actions that will be taken in order to increase the likelihood that the Pilot, upon completion, will have achieved such specified outcomes.

(d) Agency Head Determinations. A Federal agency may participate in a Performance Partnership Pilot (including by providing Federal discretionary funds that have been appropriated to such agency) only upon the written determination by the head of such agency that the agency's participation in such Pilot—

(1) will not result in denying or restricting the eligibility of any individual for any of the services that (in whole or in part) are funded by the agency's programs and Federal discretionary funds that are involved in the Pilot, and

(2) based on the best available information, will not otherwise adversely affect vulnerable populations that are the recipients of such services. In making this determination, the head of the agency may take into consideration the other Federal discretionary funds that will be used in the Pilot as well as any non-Federal funds (including from private sources as well as governmental sources) that will be used in the Pilot.

(e) Transfer Authority. For the purpose of carrying out the Pilot in accordance with the Performance Partnership Agreement, and subject to the written approval of the Director of the Office of Management and Budget, the head of each participating Federal agency may transfer Federal discretionary funds that are being used in the Pilot to an account of the lead Federal administering agency that includes Federal discretionary funds that are being used in the Pilot. Subject to the waiver authority under subsection (g), such transferred funds shall remain available for the same purposes for which such funds were originally appropriated: Provided, That such transferred funds shall remain available for obligation by the Federal Government until the expiration of those Federal discretionary funds (which are being used in the Pilot) that have the longest period of availability, except that any such transferred funds shall not remain available beyond September 30, 2018.

(f) Waiver Authority. In connection with a Federal agency's participation in a Performance Partnership Pilot, and subject to the other provisions of this section (including subsection (e)), the head of the Federal agency to which the Federal discretionary funds were appropriated may waive (in whole or in part) the application, solely to such discretionary funds that are being used in the Pilot, of any statutory, regulatory, or administrative requirement that such agency head—

(1) is otherwise authorized to waive (in accordance with the terms and conditions of such other authority), and

(2) is not otherwise authorized to waive, provided that in such case the agency head, prior to granting the waiver, shall—

(A) not waive any requirement related to nondiscrimination, wage and labor standards, or allocation of funds to State and substate levels;

(B) issue a written determination with respect to such discretionary funds that the granting of such waiver for purposes of the Pilot—

(i) is consistent with both—

(I) the statutory purposes of the Federal program for which such discretionary funds were appropriated, and

(II) the other provisions of this section, including the written determination by the agency head issued under subsection (e);

(ii) is necessary to achieve the outcomes of the Pilot as specified in the Partnership Performance Agreement, and is no broader in scope than is necessary to achieve such outcomes; and

(iii) will result in either—

(I) realizing efficiencies by simplifying reporting burdens or reducing administrative barriers with respect to such discretionary funds, or

(II) increasing the ability of individuals to obtain access to services that are provided by such discretionary funds; and

(C) provide at least 60 days advance written notice to the Committees on Appropriations and other committees of jurisdiction in the House of Representatives and the Senate.

Analysis of Appropriations Language

Note: The FY 2014 budget request uses the FY 2013 President's Budget Request Appropriations Language as the starting point.

Research, Evaluation, and Statistics

1. Adds language pertaining to programs and transfers in support of strengthening and enhancing the practice of forensic science.

State and Local Law Enforcement Assistance

1. Adds language pertaining to the Smart Policing and Smart Prosecution programs to be funded within the Byrne JAG Programs, as well as a plebiscite on the future political status of Puerto Rico. Also adds a proviso regarding Byrne JAG program stating that if a jurisdiction receives an allocation for less than \$25,000, that amount must be directed to the State for distribution among state police departments and units of local government. The proviso also permits a direct grant of allocations that are more than \$10,000 to any tribal government.
2. Adds language pertaining to the Byrne Incentive Grants program.
3. Adds language to the Economic, High-technology, and Cybercrime program pertaining to intellectual property enforcement grants.
4. Adds language pertaining to the National Criminal History Improvement Program pertaining to mental health records required to support the operations of the National Instant Criminal Background Checks System (NICS).
5. Adds provisos to the Prison Rape Elimination Act (PREA) program pertaining to statistical reviews, sunseting the PREA Review panel, and providing additional flexibility in using PREA appropriations.
6. Proposes revised language for DNA Related and Forensic Programs and Activities.
7. Proposes revised language for the Victims of Trafficking program.
8. Proposes revised language for the Defending Childhood/Children Exposed to Violence program.
9. Proposes revised language for the sex offender management assistance programs authorized by the Adam Walsh Act.
10. Proposes revised language for the Second Chance Act program and adds language pertaining to Children of Incarcerated Parents Demonstration Grants and Pay for Success Initiatives to be funded within the Second Chance Act program.
11. Adds language pertaining to a Justice Reinvestment Initiative program.
12. Adds language pertaining to the Hawaii Opportunity Probation with Enforcement (HOPE) program.

Juvenile Justice Programs

1. Adds proviso that seeks to ensure that: (A) juveniles who reach the age of full criminal responsibility after being taken into custody, but who were not charged as adults at the time of offense, are not understood to be adult inmates, simply because they have turned 18; (B)

juveniles charged with or who have committed an alcohol or tobacco related offense receive that same protections as status offenders, that is, they cannot be placed in secure detention; and (C) a state may only securely detain a juvenile on the basis of violation of a valid court order if the juvenile is already under the jurisdiction of the court based on a separate offense.

2. Adds language to the Delinquency Prevention Program pertaining to collaborative programs involving education and police and juvenile justice agencies.
3. Adds language pertaining to the Juvenile Justice Realignment Incentive Grants program.
4. Adds language to Community Based Violence Prevention Initiatives pertaining to use of funding for public health approaches to reduce shootings and violence.
5. Adds language pertaining to the missing and exploited children program.
6. Adds language pertaining to a Children of Incarcerated Parents web portal.
7. Adds language pertaining to competitive grants focusing on girls in the juvenile justice system.
8. Changes the set-aside percentage for OJJDP training and technical assistance activities authorized by this provision from not more than 2 to not more than 5 percent and adds language exempting missing and exploited children programs from the training and technical assistance and research provisos found at the end of this account.

General Provisions

1. Section 212. Changes the maximum set-aside percentage for OJP training and technical assistance activities authorized by the general provision from 3 to 5 percent.
2. Section 217. Changes Crime Victims Fund obligation limit for FY 2014 and sets aside specific amounts of funding to support OVC's Vision 21 program (to include support for tribal programs for victims of violence) and Victims of Trafficking grants focused on providing services to domestic victims of human trafficking, and allows a small percentage of available funds to be used for research, evaluation, or statistical purposes related to crime victims and related programs.
3. Section 219. Provides authority to enter into Performance Partnership Pilots with interagency partners; would permit OJP to enter into a Performance Partnership with other agencies involving disconnected youth.

IV. OJP Programs and Performance by Appropriation Account

A. Management and Administration

(Dollars in Thousands)

<i>Management and Administration</i> TOTAL	Direct Pos.	Estimate FTE	Amount
2012 Enacted	702	628	\$175,057
2013 Continuing Resolution	702	601	175,057
2013 Continuing Resolution 0.612% Increase	0	0	1,071
2013 Supplemental Appropriation – Sandy Hurricane Relief	0	0	0
Base and Technical Adjustments	0	0	537
2014 Current Services	702	601	176,665
2014 Program Increases	10	10	0
2014 Program Offsets	0	0	0
2014 Request	712	611	176,665
Total Change 2012-2014	10	10	\$1,608

In FY 2012, OJP's management and administration expenses were not expressly provided for in the Appropriations Act, but were supported with program funding through a series of reimbursable agreements and is therefore a non-add. The FY 2014 request seeks this same structure.

1. Description

OJP seeks \$176.7 million for management and administration costs in reimbursable resources from program funding, the same structure enacted in FY 2012. These resources provide funding for the overall management and administration of OJP, including OJP's Office of Audit, Assessment, and Management (OAAM) as well as the Office of the Chief Information Officer (OCIO).

Approximately 95 percent of OJP's management and administration budget is required for fixed costs such as payroll, rent, telecommunications, and information technology infrastructure and support. These funds are absolutely critical to ensuring that OJP has the necessary management and administrative structure and resources needed to accomplish Administration and Congressional priorities and ensure sound stewardship of OJP's annual grant programs. In addition to infrastructure, the funds provide FTE to carry out OJP's policy, grants management, financial management, information technology, legislative communications and public affairs, and general administrative functions.

These funds also support the activities of OJP's OAAM, established by the 2005 Department of Justice Reauthorization Act (the Act), 42 U.S.C. § 3712h. OAAM has three critical missions:

- Auditing OJP's internal controls to prevent waste, fraud, and abuse. OAAM's Audit and Review Division conducts reviews of internal control processes; coordinates activity for the annual independent financial audit and the audits/investigations conducted by the Office of the Inspector General (OIG) and the Government Accountability Office; and manages the DOJ high risk grantee program.

- Conducting programmatic assessments of OJP's grants and monitoring oversight. The Program Assessment Division conducts assessments of grant programs and initiatives for OJP and the COPS Office and oversees monitoring activities which includes developing OJP-wide grant monitoring standards, procedures, and tools as well as ensuring that the COPS Office and OJP meet or exceed the requirement to monitor 10 percent of open award funds on an annual basis, as required by the Act.
- Serving as the central source for OJP's grant management policy. OAAM's Grants Management Division continues OJP's efforts to streamline and standardize grant management policies and procedures across the agency by maintaining a Grant Manager's Manual; coordinating efforts to design and enhance OJP's Grant Management System to ensure grant management policies and processes are integrated and consistent; and developing and facilitating training to grantees and staff.

These funds further support the work of the OCIO, which provides information technology (IT) leadership, guidance, and support services by delivering timely IT solutions and services to efficiently administer OJP programs, and fulfill its financial and grants management responsibilities.

IT systems and services are a vital component of OJP's efforts to award, manage, and monitor its \$10 billion portfolio (which currently includes over 14,000 active grants) and enable OJP to quickly share information on the latest research findings and evidence-based programs and practices through the OJP website and CrimeSolutions.gov.

- Funding supports fixed costs necessary to support OJP's day-to-day operations. This includes hardware, software, data center operations, Internet and telecommunications services, and IT security support.
- Funding also supports the cost of a variety of professional services vital to OJP and the programs' IT operations including, administration and management of enterprise systems, equipment, and business operations. For example, Help Desk support, FICAM, IT security monitoring, IT Investment Management, Budget and Finance, Program Oversight, Policy and Planning, infrastructure services, email, and software development and customization.
- Five percent of the FY 2014 IT budget request has been set aside to support reinvestment in efficient product solutions and services that will reduce future IT costs, improve services to OJP's state, local and tribal partners, and improve its administrative efficiency.

2. Performance Tables

PERFORMANCE TABLE					
WORKLOAD/RESOURCES	Final Target	Actual	Projected	Changes	Requested (Total)
	FY 2012	FY 2012	FY 2013	Current Services Adjustments and FY 2014 Program Changes	FY 2014 Request
Workload					
Percent of grants closed that are due to closeout	50%	74.3%	50%	TBD	TBD
Percent of grants financially monitored per plan	95%	105.5%	95%	TBD	TBD

3. Performance, Resources, and Strategies – N/A

B. Research, Evaluation, and Statistics

(Dollars in Thousands)

Research, Evaluation, and Statistics TOTAL	Amount
2012 Enacted	\$113,000
2013 Continuing Resolution	113,000
2013 Continuing Resolution 0.612% increase	692
2013 Supplemental Appropriation-Sandy Hurricane Relief	0
Base and Technical Adjustments	(692)
2014 Current Services	113,000
2014 Program Increases	23,400
2014 Program Offsets	(2,000)
2014 Request	134,400
Total Change 2012-2014	\$21,400

Research, Evaluation, and Statistics - Information Technology Breakout	Amount
2012 Enacted	\$3,147
2013 Continuing Resolution	2,871
2013 Continuing Resolution 0.612% increase	0
2013 Supplemental Appropriation-Sandy Hurricane Relief	0
Base and Technical Adjustments	0
2014 Current Services	2,871
2014 Program Increases	0
2014 Program Offsets	0
2014 Request	3,104
Total Change 2012-2014	(\$43)

1. Account Description

OJP requests \$134.4 million for the Research, Evaluation, and Statistics appropriation account, which is \$21.4 million above the FY 2012 Enacted level. This account includes programs that provide grants, contracts, and cooperative agreements for research, development, and evaluation; development and dissemination of quality statistical and scientific information; and nationwide support for law enforcement agencies.

Through leadership, funding, and technical support, OJP plays a significant role in the research and evaluation of new technologies to assist law enforcement, corrections personnel, and courts in protecting the public. OJP also guides the development of new techniques and technologies in the areas of crime prevention, forensic science, and violence and victimization research. The research and statistical data compiled by OJP are used at all levels of government to guide decision making and planning efforts related to law enforcement, courts, corrections and other criminal justice issues.

Some key programs funded under this appropriation account include:

- The **Research, Development, and Evaluation** program supports the core mission of the National Institute of Justice (NIJ), which serves as the research and development arm of the Department of Justice, as authorized by 42 U.S.C. 3721-3723. With this funding, NIJ enhances the administration of justice and public safety by providing objective, independent, evidence-based knowledge and tools to meet the modern challenges of crime and justice at the state, local and tribal levels. NIJ products support practitioners and policy makers across the country, enabling “smart on crime” approaches that are especially critical in the current fiscal climate.

In FY 2014, NIJ will maintain its commitment to informing criminal justice practice and policy by supporting high-quality research, development, and evaluation in the forensic, social, and physical sciences. NIJ’s program plan for FY 2014 embraces five important goals:

- Continue to research and evaluate innovative programs, tools, and strategies that provide effective ways to prevent crime and to deliver justice.
- Develop, refine, and test innovative technology to protect law enforcement officers.
- Support basic and applied research to strengthen the science of forensics.
- Build on the recommendations of the National Academy of Sciences report to “Strengthen the National Institute of Justice.”
- Develop and support strong partnerships to leverage federal research resources.

Each year, NIJ’s base funding supports core research, development, testing, and evaluation to support criminal justice practitioners and policy makers. NIJ’s work draws on the best methods and research strategies of the social, forensic, and physical sciences to address our gap in applied knowledge about law enforcement, courts, and corrections. In addition, these limited resources support basic research on victimization, violence, offenders and offending.

In each of these core areas, NIJ builds what the National Academy of Sciences called “cumulative bodies of knowledge” and works to “translate” that research knowledge for practitioners and policy makers. To do this, NIJ employs four strategies:

1. Generating knowledge;
2. Building and sustaining the research infrastructure;
3. Supporting evidence-adoption in practice and policy; and
4. Knowledge translation through effective communication and dissemination.

Through a competitive grant selection process, NIJ’s base funds are awarded to research grantees to increase our knowledge about crime and justice; to measure and report their performance as required under the conditions of NIJ research grants; and to submit timely, high-quality work products (e.g., progress reports, final technical reports, research data, peer-reviewed research monographs, technology prototypes) with the greatest potential for improving the justice system and reducing and controlling crime.

NIJ has funded numerous studies that have had wide-reaching impact on criminal justice policy and practice. Listed below are examples of recent studies from NIJ's research portfolios on prisoner reentry, program evaluation, and officer safety:

- Expanded Prisoner Reentry Study. People who have criminal records often have trouble obtaining employment. More than 80 percent of American employers conduct criminal background checks on job applicants. NIJ-sponsored research (released in November 2011) has produced empirical guidance for employers when a former offender poses no more risk than any other demographically similar individual. Researchers, Al Blumstein and Kiminori Nakamura, found that after enough time had passed, a former offender was no more likely to commit a crime than other people of the same age in the general population. A new research effort expands on this study. The researchers hope to enhance the robustness of their original study by determining whether their findings are supported by data from other times and places.
- Multi-site Adult Drug Court Evaluation. What is the impact of adult drug courts on relapse, recidivism and other outcomes? For whom are they effective, and what are the costs and benefits? NIJ's Multi-site Adult Drug Court Evaluation (released in June 2011) answered these questions with an unprecedented study of nearly 1,800 drug court participants and comparison probationers from 29 jurisdictions across the U.S. The research found that adult drug courts significantly reduce drug use and criminal offending—during and after program participation. Participants reported less drug use (56 percent vs. 76 percent) and were less likely to test positive (29 percent vs. 46 percent); and, participants reported less criminal activity (40 percent vs. 53 percent) and had fewer rearrests (52 percent vs. 62 percent but not significantly different). Overall, the average net benefit of drug courts was estimated at \$5,680 to \$6,208 per participant.
- Keeping Officers Safe. In a study of police shifts released in December 2011, researchers found that officers got more sleep and police executives improved morale and reduced overtime costs when officers work 10-hour shifts. Importantly, 10-hour shifts do not adversely affect performance. Most police departments have traditionally placed their patrol officers on a 40-hour work-week in which personnel work five consecutive 8-hour shifts, followed by two days off. In recent years, however, an increasing number of law enforcement agencies have moved to some variant of a compressed work-week. Some officers work four 10-hour shifts weekly or three 12-hour shifts (plus a time adjustment to make up the remaining four hours of the standard 40-hour work-week). While this trend has been moving apace, few, if any, rigorous scientific studies examining the advantages and disadvantages of these work schedules for officers and their agencies have been completed until now. The researchers used the most rigorous scientific techniques available: a randomized controlled experiment.

- The **Criminal Justice Statistics Program** is the base program of the Bureau of Justice Statistics (BJS), who serves as the principal federal statistical agency of the Department of Justice as authorized by 42 U.S.C. 3731-3735. BJS collects, analyzes, publishes, and disseminates statistical information on crime, criminal offenders, victims of crime, and the operation of justice systems at all levels of government. BJS also provides technical and financial support to state governments in developing capabilities in criminal justice statistics and improving their criminal history records and information systems. BJS' national collections play an important role in building bases of statistical evidence needed for criminal justice policy decision makers. In particular, these programs provide the data infrastructure supporting the Administration's commitment to focus on data-driven, evidence-based, "smart on crime" approaches to reduce crime.

In FY 2014, BJS funding will support several activities and ongoing programs including the following:

- Recidivism, Reentry and Special Projects include studies on the recidivism of state prison releases, convicted felons, juvenile offenders, and first time arrestees. Some special projects are an analyses of the wide range of data flowing from the FBI's Uniform Crime Reporting Program; and assessment of administrative data on elder abuse and mistreatment; studies of the justice and regulatory systems response to white collar crime; and analyses describing crime and justice on tribal lands. (Approx. \$1.2M).
- The Prosecution and Adjudication Statistical Projects will focus on criminal justice employment, expenditure, and the delivery of indigent defense services. There will also be a survey of tribal justice systems. (Approx. \$1.0M).
- Criminal Justice Data Improvements Program offers state statistical support and technical assistance. The program will also help with the collection of firearm transaction statistics as well as state estimates of record availability related to prohibiting categories for firearm purchase or possession. Other initiatives include a State Justice Statistics grants program for state statistical analysis centers, as well as a criminal records technical assistance program for state record repositories. (Approx. \$3.0M).
- Victimization Statistics projects will maintain operation of the current National Crime Victimization Survey (NCVS), including NCVS supplements such as identity theft and police public contacts. It will also support the survey's redesign efforts focused on subnational estimates and the process of incorporating the proceeds of previously-funded redesign projects into the core NCVS operation. (Approx. \$39.0M).
- Law Enforcement Statistics will utilize various surveys and censuses of federal, state, local, and tribal law enforcement agencies, special purpose law enforcement entities, law enforcement support agencies, and the public. Trend analysis will be used to examine reported crimes and arrests. (Approx. \$1.0M).

- Initiatives within Corrections Statistics include projects utilizing National Prisoner Statistics, Annual Jail Survey, Annual Probation and Parole Census, Jails in Indian Country, National Corrections Reporting Program, Capital Punishment and Sentencing statistics, deaths in custody statistics, and special data archiving activities. It will also include a design and implementation of surveys of inmates in local jail facilities, implementation of an incident-based reporting system on assaults against probation and parole officers, and a survey of prison health care costs. (Approx. \$5.0M)
- Funding will support statistical information publication and dissemination activities such as the National Archive of Criminal Justice Data and the National Criminal Justice Reference Service as well as BJS website operations including usability testing, dynamic data analysis and visualization enhancements, content display and search function improvements, and hosting activities. Funding will also be used for customer support and maintenance of software such as desktop publishing, media management and enhancements to BJS's technology and data management infrastructure. (Approx. \$1.0M).
- The Criminal Justice Statistical program will also support Federal Statistical Programs, Activities, and Initiatives. Funds will be used to support a variety of federal statistical programs, activities, and initiatives such as investigator initiated small scale studies utilizing BJS data and U.S. Census Bureau work to carry out Interagency Council on Statistical Policy initiatives including the Joint Program on Statistical Methodology. Other initiatives include the National Center for Health Statistics as administrator of the Interagency Forum on Child and Family Statistics and the Statistical Community of Practice and Engagement (SCOPE) initiative. Funding will also be used for BJS Fellows for technical and analytical assistance on projects as well as Office of Management and Budget's annual seminar on federal statistics. (Approx. \$1.0M).

Additionally, OJP expects to support ongoing projects as well as efforts described below via the two percent set-aside for research, evaluation, or statistical purposes:

- **Large scale demonstration field experiment of Chicago Ceasefire.** Violence remains a problem in American communities and is increasing in some communities while in others, crime continues to decline. A number of community-based prevention models have been shown to have promise in reducing violence in our neighborhoods and communities. NIJ will rigorously evaluate community violence prevention models focusing on conflict and dispute resolution, and mediation to reduce violence like those represented by Cure Violence, UNITY, Youth Empowerment Solutions for Peaceful Communities (YES), The Alliance of Concerned Men, and the like. Funded research will use rigorous evaluation research designs represented by experimental or quasi-experimental methods including random selection and assignment. (\$3.5 million)

- **Gun Safety Technology Prize Competition.** Following the President's plan to reduce gun violence, NIJ is currently conducting a technology assessment and market survey of existing and emerging gun safety technologies and will issue a report on the availability and use of those technologies in FY 2013. NIJ will issue a challenge to the private sector in FY 2014 to develop innovative and cost-effective gun safety technology and provide prizes for those technologies that are proven to be reliable and effective. Informed by the results of the survey, the challenge will include different milestones to help guide the most promising technology solutions to towards commercialization. (\$2.0 million)
- **National Academy of Sciences study of current and future crime data needs.** BJS, the Office of Management and Budget, and the Federal Bureau of Investigation's (FBI) Criminal Justice Services Division, have collaboratively developed a plan for an engagement of the Committee on National Statistics of the National Academy of Sciences/National Research Council, in concert with the Committee on Law and Justice, to convene an expert panel to assess and make recommendations for the development of a modern set of crime measures in the United States and the best means for obtaining them. This project will be jointly funded by BJS and FBI. (\$1.5 million)

Other research, evaluation, and statistical activities that will be supported through the two percent set-aside include:

- Building a system of incident level law enforcement administrative records: Develop information sharing arrangements with a national sample of law enforcement agencies to provide incident-level data on offenses known to them. This continues work on a program to provide statistical data on crimes, victims, offenders and the social context of crime for a nationally representative sample of jurisdictions. Data from this system will be used for planning, evaluation, research and statistical purposes. The only currently available national data on offenses known to the police are jurisdiction level counts provided by the Uniform Crime Report and these data do not provide the level of detail and dis-aggregation necessary for policy-making and evaluation. This continues efforts begun in FY 2012 and FY 2013.
- Center for the Collection and Analysis of Administrative Data on Crime, Recidivism and Re-entry: BJS and NIJ will sponsor a collaborative project for developing data on recidivism and re-entry and encouraging research on recidivism using those data. BJS will be responsible for building the database linking criminal history data on individuals with other administrative record data relevant to re-entry and re-integration. NIJ will be responsible for defining research solicitations that encourage use of these data in ways that would promote our understanding of re-entry and serve as the foundation for programs facilitating the transition from prison to society.
- Continuous data collection for law enforcement management and administration statistics: Traditionally, BJS's law enforcement organizational surveys provided data on budgets, staffing, resources, and policies in a nationally representative sample of

state and local police organizations. This effort will explore changes in the collection design to allow for continuous collection and reporting of more timely and topical data.

- Metropolitan Crime Consortia: Using Administrative Data to Measure, Prevent, and Reduce Crime: A major impediment to research on crime and crime prevention is the absence of incident level, geographically identified police data for a large number of jurisdictions. Relying initially on the incident level police data developed by BJS, combined with other information at the jurisdiction and sub-jurisdiction level, NIJ and BJS will build data centers in large jurisdictions that can develop useful information products for contributing police agencies. BJS and NIJ will continue research begun in FYs 2012 and 2013 using administrative records from police agencies to measure, prevent, and reduce crime.
- Victim Services Evaluation: In FY 2014, NIJ will continue work assessing the effectiveness of the vast array of programs designed to prevent and reduce victimization of various types.
- Victims, Offenders, and Offender-Victims: In FY 2014, NIJ will continue work examining the issue of victim-offender overlap. In particular, NIJ will focus on research using newly collected data from on-going BJS surveys to examine the victim-offender overlap. This research will have implications for both victim services and crime control policies.
- White Collar Crime: In FY 2014, NIJ will continue research to inform efforts to prevent corporate and individual fraud.
- Translational Criminology: Use, Acquisition, and Interpretation of Research Evidence: In FY 2014, NIJ plans to continue to support innovative research which seeks to bridge the gap between research, implementation, and policy and practice.
- Assessing the Feasibility of Rapid DNA – Forensic Science and Policy: In FY 2014, NIJ will explore the feasibility of "Rapid DNA" kits that can be used in police booking stations. This research will explore the practical as well as legal issues surrounding the use of Rapid DNA.
- Studies on Officer Safety: In FY 2014, NIJ will continue research on traffic safety pilots with law enforcement agencies nationwide that began in FY 2012.

For additional information and a complete listing of OJP programs, please visit <http://www.ojp.gov>.

2. Performance and Resource Tables

PERFORMANCE AND RESOURCES TABLE										
Appropriation: Research, Evaluation, and Statistics (formerly Justice Assistance)										
DOJ Goal and Objective: Goal 3, Objective 3.1										
WORKLOAD/RESOURCES		Final Target		Actual		Projected		Changes		Requested (Total)
		FY 2012		FY 2012		FY 2013		Current Services Adjustments and FY 2014 Program Changes		FY 2014 Request
Workload										
Number of solicitations released on time versus plan		52		47		TBD ¹		TBD		TBD ¹
Percent of awards made against plan		90%		91%		90%		0		90%
Total Dollars Obligated		\$113,000		\$129,203		\$113,000		\$21,400		\$134,400
-Grants		\$89,685		\$80,580		\$70,475		\$13,347		\$83,821
-Non-Grants		\$23,315		\$48,623		\$42,525		\$8,053		\$50,579
Percent of Dollars Obligated to Funds Available in the FY										
-Grants		79%		62%		62%		62%		68%
-Non-Grants		21%		38%		38%		38%		38%
Total Costs and FTE (reimbursable FTE are included, but reimbursable costs are bracketed and not included in the total)			FTE	\$000	FTE	\$000	FTE	\$000	FTE	\$000
				\$113,000		129,203		\$113,000		\$21,400
TYPE/ STRATEGIC OBJECTIVE	PERFORMANCE	FY 2012		FY 2012		FY 2013		Current Services Adjustments and FY 2014 Program Changes		FY 2014 Request
Long Term Outcome	Average number of user sessions per month on BJS and BJS-sponsored websites, including datasets accessed and downloaded via the Internet [BJS]	451,829 ²		TBD ³		497,013 ²		2,987		500,000
Annual Outcome	Citations of BJS data in social science journals, and publications of secondary analysis using BJS data [BJS]	1,788		TBD ⁴		1,589		11		1,600
Efficiency Measure	Index of operational efficiency [BJS]	22.5 ²		TBD ⁵		24.5		0		24.5
Annual Outcome	Number of fielded technologies [NIJ]	37		38		37		0		37

¹ The FY 2013 and FY 2014 targets will be established upon appropriation of FY 2013 and FY 2014 funds.

² Previously-proposed FY 2012 and FY 2013 targets were revised after a review of FY 2009 and FY 2010 actual values.

³ FY 2012 data will be not be available before March 2013

⁴ FY 2012 data will be available October 2013.

⁵ FY 2012 data will be available May 2013.

PERFORMANCE MEASURE TABLE

Appropriation: Research, Evaluation, and Statistics (formerly Justice Assistance) (Bureau of Justice Statistics – BJS)

DOJ Goal and Objective: Goal 3, Objective 3.1

Performance Report and Performance Plan Targets		FY 2006	FY 2007	FY 2008	FY 2009	FY 2010	FY 2011	FY 2012		FY 2013	FY 2014
		Actual	Actual	Actual	Actual	Actual	Actual	Target	Actual	Target	Target
Outcome	Average number of user sessions per month on BJS and BJS-sponsored websites, including datasets accessed and downloaded via the Internet	527,089	558,341	699,089	469,684	373,413 ⁴	288,728 ⁴	451,829 ^{2,3}	TBD ⁸	497,013	500,000
Output	Agency-level response rate	99.8%	98.5%	98.0%	98.0%	98.3%	94.76	95.0%	TBD ⁵	98%	98%
Output	Citizen-level response rate	91.0%	90.8%	90.4%	91.8%	92.3%	85.20	92.0%	TBD ⁵	93%	93%
Outcome	Citations of BJS data in social science journals, and publications of secondary analysis using BJS data ¹	1,130	1,535	1,432	1,493	1,514	1,795	1,788 ²	TBD ⁵	1,589	1,600
Outcome	Congressional record and testimony citing BJS data	22	16	15	16	15	9	18	TBD ⁵	17	17
Outcome	Federal and State court opinions citing BJS data	15	20	20	39	23	8	27	TBD ⁵	25	25
Efficiency	Index of operational efficiency	27.1	27.0	21.1	18.5	18.7	13.3	22.5 ²	TBD ⁶	24.5	24.5
Outcome	Number of products that BJS makes available online	11,898	14,019	13,697	16,076	16,722	16,790	17,025	TBD ⁶	17,325	17,325
Output	Number of reports issued within one month of the expected release date	6	6	6	5	7	5	7	TBD ⁷	7	7
Outcome	Number of requests to seek correction of BJS data in accordance with the BJS Data Quality Guidelines	0	0	0	0	4	6	0	TBD ⁷	0	0
Outcome	Number of scheduled data collection series and special analyses to be conducted	30	23	23	23	22	19	19	TBD ⁷	21	21

N/A = Data unavailable

¹ Measure established in 2004.

² FY 2012 targets were revised after a review of FY 2009 and FY 2010 actual values.

³ Reflects less than full year data due to dysfunctional web analytical services provided to BJS. At this point, web analytics to support this performance measure are not functioning

⁴ Reflects less than full year data.

⁵ FY 2012 data will be available October 2013.

⁶ FY 2012 data will be available May 2013.

⁷ FY 2012 data will be available January 2013.

⁸ FY 2012 data will not be available before March 2013.

PERFORMANCE MEASURE TABLE

Appropriation: Research, Evaluation, and Statistics (formerly Justice Assistance) (National Institute of Justice – NIJ)

DOJ Goal and Objective: Goal 3, Objective 3.1

Performance Report and Performance Plan Targets		FY 2006	FY 2007	FY 2008	FY 2009	FY 2010	FY 2011	FY 2012		FY 2012	FY 2014
		Actual	Actual	Actual	Actual	Actual	Actual	Target	Actual	Target	Target
Outcome	Number of citations of NIJ products in peer reviewed journals	176	96	259	327	305	295	130	298	130	130
Outcome	Number of fielded technologies	26	21	17	36	31	38	37	38	37	37
Outcome	Number of new NIJ final grant reports, NIJ research documents, and grantee research documents published	257	178	171	189	173	204	300	273	300	300

N/A = Data unavailable

¹ Prior to 2008, data were submitted only for the Convicted Offender Outsourcing Program (COOP). The 2008 and 2009 data combine cumulative hits from the Convicted Offender and/or Arrestee DNA Backlog Reduction Program and the COOP. Target values were updated for 2009 – 2012.

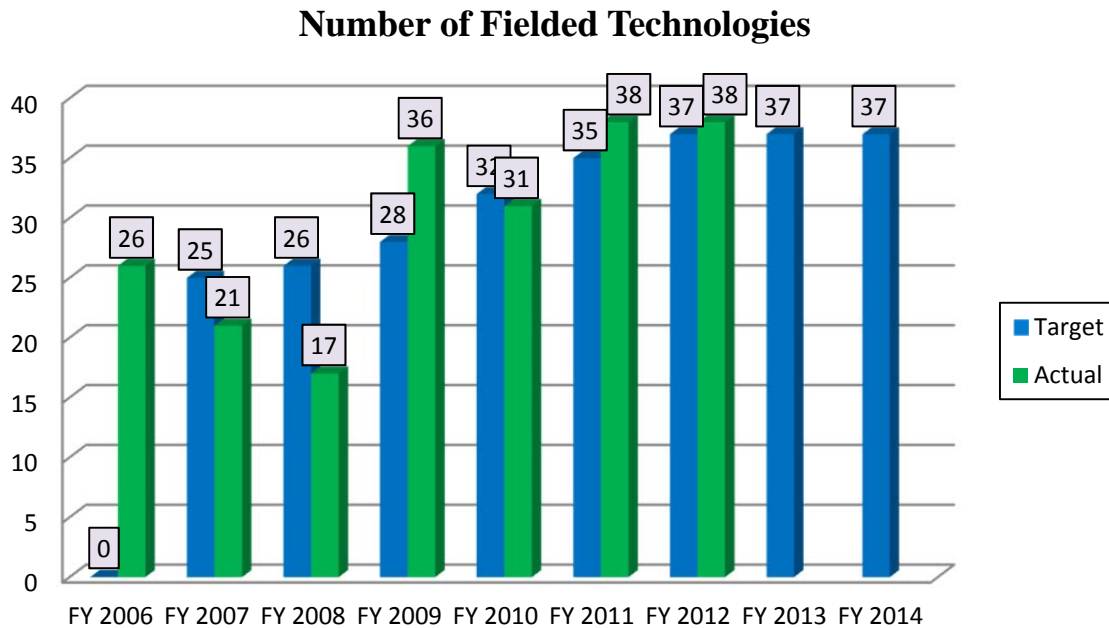
3. Performance, Resources, and Strategies

National Institute of Justice

a. Performance Plan and Report for Outcomes

The mission of the National Institute of Justice (NIJ) is to improve knowledge and understanding of crime and justice issues through science. NIJ provides objective and independent knowledge and tools to reduce crime and promote justice, particularly at the state and local levels.

NIJ collects data on the performance measure, “Number of fielded technologies.” NIJ-developed technologies are transferred to the field for use by criminal justice practitioners. Technologies are transferred through publications, demonstrations, commercialization, assistance for first adopters, and other means. During FY 2012, NIJ transferred 38 technologies to the field, just above the target of 37. The target for both FY 2013 and FY 2014 is 37. While the FY 2006 target was zero due to the phase out of counterterrorism funds, the measure was redefined for FY 2007 to include technologies commercialized and new DNA markers along with counterterrorism prototypes and other technologies used for interoperable communications, computer crimes, and protective technologies.



b. Strategies to Accomplish Outcomes

NIJ, as the research, development, and evaluation arm of DOJ, supports DOJ Strategic Objective 3.1: *Promote and strengthen relationships and strategies for the administration of justice with state, local, tribal, and international law enforcement; OJP Strategic Goal 6: Develop and disseminate research and statistics that inform criminal and juvenile justice policy and improve outcomes; and OJP Strategic Objective 6.1: Develop innovative social, forensic, and physical*

sciences research and rigorous program evaluation that support and advance criminal and juvenile justice policy and decision-making. Technology is an essential tool in the prevention, detection, investigation, and prosecution of many forms of crime. NIJ contributes to the effectiveness of law enforcement through research on officer safety technologies and innovative tools to assist criminal investigations. This has included software that assists computer forensic specialists in searching for human images, including child pornography. NIJ plays a leading role in sponsoring innovative research and programs in the fields of forensic science, crime prevention, courts and corrections, and violence and victimization. NIJ has funded research projects in the forensic sciences, including research on trace evidence, controlled substances, questioned documents, odontology, pathology, and toxicology.

In FY 2014, NIJ will continue to pursue research and evaluation projects to encourage the development and adoption of new crime-fighting tools, improve understanding of what works (and what does not) in criminal justice programs and policy, and expand understanding of complex criminal justice issues. NIJ plans to support the projects described in the account description via the two percent set-aside for research, evaluation, or statistical purposes.

Bureau of Justice Statistics

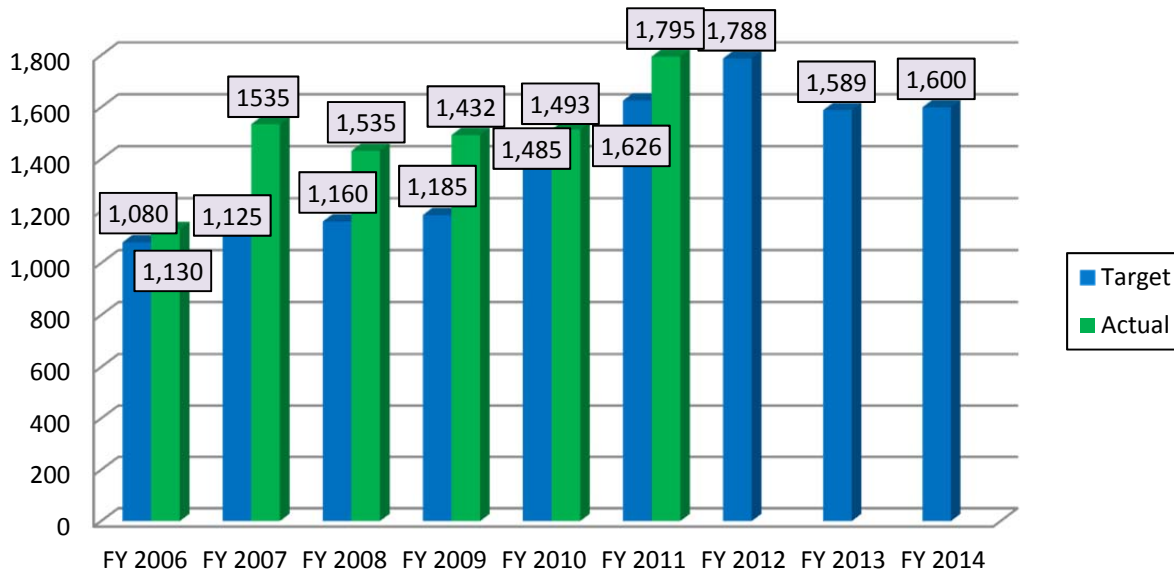
a. Performance Plan and Report for Outcomes

The mission of the Bureau of Justice Statistics (BJS) is to collect, analyze, publish, and disseminate information on crime, criminal offenders, victims of crime, and the operation of justice systems at all levels of government. These data are critical to federal, state, and local policymakers in combating crime and ensuring justice.

BJS has established performance measures to assess the quality, timeliness, and relevance of its data, products, and services. One of BJS' most fundamental long-term goals is to improve product accessibility by increasing web-based distribution and utilization of data, including on-line tabulation and analysis of statistical information and downloadable datasets. BJS made 16,790 products available online during FY 2011, which exceeded the target of 16,095. BJS exceeded its target by broadening its product line to include supplementary statistical tables, web-only reports, and electronic survey questionnaires.

BJS uses relevance measures to gauge the degree to which data and products are responsive to user needs, such as the number of "citations in social science journals, law reviews and journals, and publications of secondary analysis using BJS data." The targets for FY 2013 and FY 2014 are 1,589 and 1,600, respectively.

Citations of BJS data in Social Science Journals and Publications



b. Strategies to Accomplish Outcomes

BJS, as the principal federal statistical agency of DOJ, supports DOJ Strategic Objective 3.1: *Promote and strengthen relationships and strategies for the administration of justice with state, local, tribal, and international law enforcement; OJP Strategic Goal 6: Develop and disseminate research and statistics that inform criminal and juvenile justice policy and improve outcomes; and OJP Strategic Objective 6.2: Provide justice statistics and information to support justice policy and decision-making needs.* BJS provides the President, Congress, other officials, and the public with timely, accurate, and objective data about crime and the administration of justice. BJS also provides financial and technical support to state, local, and tribal governments to develop their criminal justice statistical capabilities. This assistance targets the development of information systems related to national criminal history records, records of protective orders involving domestic violence and stalking, sex offender registries, and automated identification systems used for background checks.

In FY 2014, BJS will continue to pursue research that improves information on and understanding of the criminal justice systems and enables policymakers to reach informed decisions on critical criminal justice program and policy issues. BJS plans to support the projects described in the account description via the two percent set-aside for research, evaluation, or statistical purposes.

C. State and Local Law Enforcement Assistance

(Dollars in Thousands)

<i>State and Local Law Enforcement Assistance</i> TOTAL	Amount
2012 Enacted	\$1,162,500
2013 Continuing Resolution	1,162,500
2013 Continuing Resolution 0.612% increase	7,115
2013 Supplemental Appropriation-Sandy Hurricane Relief	0
Base and Technical Adjustments	(7,115)
2014 Current Services	1,162,500
2014 Program Increases	348,000
2014 Program Offsets	(505,500)
2014 Request	1,005,000
Total Change 2012-2014	(\$157,500)

<i>State and Local Law Enforcement Assistance - Information</i> Technology Breakout	Amount
2012 Enacted	\$25,021
2013 Continuing Resolution	22,830
2013 Continuing Resolution 0.612% increase	0
2013 Supplemental Appropriation-Sandy Hurricane Relief	0
Base and Technical Adjustments	0
2014 Current Services	22,830
2014 Program Increases	0
2014 Program Offsets	0
2014 Request	24,678
Total Change 2012-2014	(\$343)

1. Account Description

OJP requests \$1,005.0 million for the State and Local Law Enforcement Assistance account, which is \$157.5 million below the FY 2012 Enacted level. This account includes programs that establish and build on partnerships with state, local, and tribal governments, and faith-based and community organizations. These programs provide federal leadership on high-priority criminal justice concerns such as violent crime, criminal gang activity, illegal drugs, information sharing, and related justice system issues. The mix of formula and discretionary grant programs administered by OJP, coupled with robust training and technical assistance activities, assists law enforcement agencies, courts, local community partners, and other components of the criminal justice system in preventing and addressing violent crime, protecting the public, and ensuring that offenders are held accountable for their actions.

Key programs funded under this appropriation account include:

- Byrne Justice Assistance Grants (JAG), authorized by Section 508 of the Omnibus Crime Control and Safe Streets Act of 1968 (P.L. 90-351), was created to streamline justice funding and grant administration. The Byrne/JAG Program allows state, local, and tribal governments to support a broad range of activities to prevent and control crime based on local needs and provides the flexibility to prioritize and direct funding to the areas that demonstrate the greatest need. These activities include: law enforcement programs; prosecution and court programs; prevention and education programs; community corrections programs; drug treatment and enforcement programs; planning, evaluation, and technology improvement programs; and crime victim and witness programs (other than compensation). Within the JAG program, carveouts are provided for the following programs:
 - Preventing Violence Against Law Enforcement and Ensuring Officer Resilience and Survivability Initiative (VALOR), authorized through appropriations, supports a wide range of multi-level training that promote a culture of safety within agencies and personnel—and, ultimately, save officers’ lives. This program leverages research by the FBI’s Law Enforcement Officer Killed or Assaulted (LEOKA) program to help state, local, and tribal law enforcement officers better prepare themselves for the unique dangers of their profession.
 - The Smart Policing program will assist in reducing and preventing crime by creating transparency and improving police-citizen communications and interactions. It will provide funding to local law enforcement agencies to develop effective and economical solutions to specific crime problems within their jurisdictions. Participating agencies and their research partners will identify a specific crime issue through careful, rigorous analysis and develop strategies and tactics to resolve or mitigate the problem -- resulting in smarter policing and safer neighborhoods.
 - The Smart Prosecution program will provide funding to county and city prosecutors to use local criminal justice data to be smart on crime, developing effective and economical prosecution strategies to specific crime problems in their jurisdictions.
- The Justice Reinvestment Initiative (JRI), authorized through appropriations, partners with state and local policymakers to design policies that reduce prison and jail expenditures by developing state-specific, data-driven policies that save taxpayer dollars and direct some of those savings to strategies that can make communities safer and stronger. The initiative identifies ways to improve the availability of services that can reduce offenders’ risk for recidivism, such as housing, substance abuse treatment, and positive social and family support for offenders returning to communities.

- Victims of Trafficking, principally authorized by section 113 of Trafficking Victims Protection Act of 2000 (P.L. 106-386), empowers local law enforcement to better identify and rescue trafficking victims. An important secondary goal is the interdiction of trafficking in its various forms, whether it is forced prostitution, indentured servitude, peonage, or other forms of forced labor.
- Residential Substance Abuse Treatment (RSAT), authorized by 42 U.S.C 3793(a)(17)(E) of the Omnibus Crime Control and Safe Streets Act, as amended, aims to enhance the capability of states and units of local government to provide residential substance abuse treatment for incarcerated inmates; prepare offenders for their reintegration into the communities from which they came by incorporating reentry planning activities into treatment programs; and assist both the offenders and their communities through the reentry process through the delivery of both community-based treatment and other broad-based aftercare services.
- Byrne Competitive Grants program, authorized through appropriations, awards grants to improve the functioning of the criminal justice system, to prevent or combat juvenile delinquency, and to assist victims of crime (other than compensation). These grants are awarded to state, local, and tribal government agencies, for-profit and non-profit organizations, and faith-based and community organizations through a competitive, peer reviewed grant process. The program focuses on seven purpose areas, including: preventing crime; enhancing local law enforcement; and enhancing local courts.
- The DNA Related and Forensic Programs and Activities initiative is a comprehensive strategy to maximize the use of DNA and other forensic technology in the criminal justice system. DNA technology is increasingly vital to ensuring accuracy and fairness in the criminal justice system. It can be used to speed the prosecution of the guilty, while protecting the innocent from wrongful prosecution and exonerating those wrongfully convicted of a crime.
- The National Criminal History Improvement Program (NCHIP), authorized by 42 U.S.C. 14601, helps states and territories improve the quality, timeliness, and immediate accessibility of criminal history and related records for use by federal, state, and local law enforcement. These records play a vital role in supporting criminal investigations, background checks related to employment or firearms purchases, and the identification of persons subject to protective orders or wanted, arrested, or convicted for stalking and/or domestic violence. The grants and technical assistance provided by this initiative help states to address the issues of incomplete criminal history records.
- The National Instant Criminal Background Check System (NICS) Grants, authorized by Public Law 110-180, seeks to improve the quality of NICS Grants background checks and eliminate gaps in records that might allow unauthorized individuals to legally purchase firearms. The Act created a grant program to assist state and tribal governments in updating the Federal Bureau of Investigation's NICS with the criminal history and mental health records of individuals who are precluded from purchasing or possessing guns and sharing these records with other jurisdictions.

- The Adam Walsh Act Implementation Program, authorized by the Adam Walsh Child Protection and Safety Act, focuses on supporting the efforts of jurisdictions that are implementing the provisions of the Sex Offender Registration and Notification Act (SORNA), Title I of the Adam Walsh Act. These jurisdictions receive critical grants and technical assistance to assist with the costs of SORNA implementation and maintenance, as well as support and assistance in their efforts to prevent sexual violence through the implementation of innovative and best practices in the field of sex offender management.
- The National Sex Offender Public Website, authorized by the Adam Walsh Child Protection and Safety Act, allows the public and potential employers to gain public access to disclosed information regarding registered sex offenders nationwide. The site offers an advanced search tool that allows users to submit a single national query to obtain information about registered sex offenders; a listing of public registry websites by state, territory, and tribe; and information on sexual abuse education and prevention. Funding under this program also supports the development of multiple information sharing tools and makes them available to jurisdictions that are tracking and monitoring registered sex offenders.
- The Second Chance Act Program, authorized by Public Law 110-199, builds on the success of OJP's past reentry initiatives by providing grants to establish and expand adult and juvenile offender reentry programs. This program authorizes various grants to government agencies and nonprofit groups to provide substance abuse treatment, housing, family programming, mentoring, victims support, and other services that can help reduce re-offending and violations of probation and parole.

For additional information and a complete listing of OJP programs, please visit <http://www.ojp.gov>.

2. Performance and Resource Tables

PERFORMANCE AND RESOURCES TABLE											
Appropriation: State and Local Law Enforcement Assistance											
DOJ Goals and Objectives: Goals 2, 3; Objectives 2.3, 3.1, 3.3											
WORKLOAD/RESOURCES		Final Target		Actual		Projected		Changes		Requested (Total)	
		FY 2012		FY 2012		FY 2013		Current Services Adjustments and FY 2014 Program Changes		FY 2014 Request	
Workload											
Number of solicitations released on time versus plan		68		48		TBD ¹		TBD		TBD ¹	
Percent of awards made against plan		90%		91%		90%		0		90%	
Total Dollars Obligated		\$1,162,500		1,151,213		\$1,162,500		(\$157,500)		\$1,005,000	
-Grants		\$1,130,920		1,047,264		\$1,057,532		(\$143,279)		\$914,253	
-Non-Grants		\$31,580		103,949		\$104,968		(\$14,221)		\$90,747	
Percent of Dollars Obligated to Funds Available in the FY											
-Grants		97.3%		91%		91%		91%		91%	
-Non-Grants		2.7%		9%		9%		9%		9%	
Total Costs and FTE (reimbursable FTE are included, but reimbursable costs are bracketed and not included in the total)		FTE	\$000	FTE	\$000	FTE	\$000	FTE	\$000	FTE	\$000
			\$1,162,500		1,151,213		\$1,162,500		(\$157,500)		\$1,005,000
TYPE/ STRATEGIC OBJECTIVE	PERFORMANCE	FY 2012		FY 2012		FY 2013		Current Services Adjustments and FY 2014 Program Changes		FY 2014 Request	
Outcome	Percent of participants who reoffend while participating in the Drug Court program (long-term)	32%		18% ⁶		30%		0		30%	
Outcome/ Output	Percent of Drug Court program participants who exhibit a reduction in substance use during the reporting period (annual)	88.5%		83%		89% ³		N/A		N/A ⁴	
Outcome	Percent of drug court participants who graduate from the drug court program ²	48%		47%		48%		0		48%	
Annual/ Outcome	Percent reduction in DNA backlog casework (DNA-NIJ)	25%		31.5%		25%		0		25%	
Efficiency	Program costs per drug court graduate	\$13,708		§13,388		\$12,708		(\$1,000)		\$11,708	
Output	Number of participants in RSAT	30,000		28,695		30,000		0		30,000	

¹The FY 2013 and FY 2014 targets will be established upon appropriation of FY 2013 and FY 2014 funds.

²BJA established a static target of 48% for FY 2011 based on historical grantee reporting and extensive research into a national average drug court graduation rate.

³This measure will reflect the number of participants enrolled in the program at least 90 days that did not test positive for the presence of alcohol or illegal substance.

⁴This measure will be discontinued in FY 2014. The original drug-testing information included both new and old program participants, making it unclear whether the information was driven by new or old participants. This measure will focus only on participants enrolled in the program at least 90 days, as that is the minimum amount of time to expect a dosage-effect response for drug court participation, and account for program entry.

⁶This is defined as the number of participants with a new drug or non-drug charge divided by the total number of drug court participants exiting (both graduates and non-graduates) the program.

PERFORMANCE MEASURE TABLE

Appropriation: State and Local Law Enforcement Assistance (DNA Related and Forensic Programs and Activities – NIJ)

DOJ Goal and Objective: Goal 3; Objective 3.1

Performance Report and Performance Plan Targets		FY 2006	FY 2007	FY 2008	FY 2009	FY 2010	FY 2011	FY 2012		FY 2013	FY 2014
		Actual	Actual	Actual	Actual	Actual	Actual	Target	Actual	Target	Target
Outcome	Percent reduction in DNA backlog casework/offender ¹	33.9%/86.3%	37.3%/62.0%	45.0%/52.1%	32.5%/48.0%	29%/18%	32.9%	25%	31.5%	25%	25%

¹ This measure was established in 2004.

PERFORMANCE MEASURE TABLE

Appropriation: State and Local Law Enforcement Assistance - (NCHIP – BJS)

DOJ Goal and Objective: Goals 3; Objective 3.1

Performance Report and Performance Plan Targets		FY 2006	FY 2007	FY 2008	FY 2009	FY 2010	FY 2011	FY 2012		FY 2013	FY 2014
		Actual	Actual	Actual	Actual	Actual	Actual	Target	Actual	Target	Target
Output	Number of states in Interstate Identification Index (III) System	48	48	51	51	51	51	52	51	52	52
Output	Number of states participating in the FBI's Integrated Automated Fingerprint Identification System (IAFIS)	54	54	55	55	55	55	55	55	55	55
Output	Number of states participating in the FBI's protection order file	46	48	49	50	51	52	54	53	54	54
Output	Number of states submitting data to the FBI's Denied Persons File and/or other National Instant Criminal Background Check System index files (at least 10 records) ⁶	24	39	30	29	37	39	41	42	43	43
Outcome	Percentage of applications for firearms transfers rejected primarily for the presence of a prior felony conviction history	1.6%	1.6%	1.6%	1.5%	N/A ⁷	TBD	2.0%	TBD ⁴	2.0%	2.0%
Outcome	Percentage of recent state records which are automated ¹	89.9%	N/A	93.0% ³	N/A	92%	N/A	96%	TBD ⁵	N/A	96%
Outcome	Percentage of records accessible through Interstate Identification Index ¹	80.4%	N/A	71%	N/A	74%	N/A	75%	TBD ⁵	N/A	76%

N/A = Data unavailable

¹ Data are reported on a biennial basis.

² Data will be available December 2012. Due to a change in the data collection and methodology in FY 2010 for this measure, data will be reported on a biennial basis.

³ FY 2008 actual value revised. During verification of the data, it was discovered that the number of records (denominator) was unintentionally inflated, which resulted in an increase in the percentage of records automated.

⁴ FY 2012 data will be available December 2013.

⁵ FY 2012 data will be available June 2014.

⁶ The states that submitted data have provided at least 10 records to the FBI's National Instant Criminal Background Check System (NICS) index files.

⁷ Data will not be available for FY 2011 due to a change in the data collection and methodology; data will be collected and reported for FY 2012.

PERFORMANCE MEASURE TABLE

Appropriation: State and Local Law Enforcement Assistance (Drug Court Program-BJA)

DOJ Goal and Objective: Goals 2; Objective 2.3

Performance Report and Performance Plan Targets		FY 2006	FY 2007	FY 2008	FY 2009	FY 2010	FY 2011	FY 2012		FY 2013	FY 2014
		Actual	Actual	Actual	Actual	Actual	Actual	Target	Actual	Target	Target
Outcome	Percent of participants who reoffend while participating in the Drug Court program (long-term) ²	N/A	42%	37%	30%	11%	13%	32%	47%	30%	30%
Outcome/ Output	Percent of Drug Court program participants who exhibit a reduction in substance use during the reporting period (annual) ^{2, 5}	N/A	86%	85%	82%	75.8%	79%	88.5%	83% ^{6,7}	89% ⁶	N/A ⁵
Outcome	Percent of Drug Court program participants, enrolled in the program at least 90 days, who tested positive for alcohol or illegal substance ³	N/A	N/A	N/A	N/A	N/A	N/A	N/A	N/A	N/A	TBD ⁴
Outcome	Percent of drug court participants who graduate from the drug court program ¹	32%	65%	63%	57%	53%	43%	48%	46%	48%	48%
Efficiency	Program costs per drug court graduate ²	\$19,708	\$14,346	\$15,237	\$25,261	\$14,417	\$11,633	\$13,708	\$13,388	\$12,708	\$11,708
N/A = Data unavailable											

¹ This measure was established in 2005.

² This measure was established in 2007.

³ This measure will be established in 2014.

⁴ This FY 2014 target will be established upon review of baseline data.

⁵ This measure will be discontinued in FY 2014. The original drug-testing information included both new and old program participants, making it unclear whether the information was driven by new or old participants. This measure will focus only on participants enrolled in the program at least 90 days, as that is the minimum amount of time to expect a dosage-effect response for drug court participation, and account for program entry.

⁶ This measure will reflect the number of participants enrolled in the program at least 90 days that did not test positive for the presence of alcohol or illegal substance.

⁷ This is defined as the number of participants enrolled in the program at least 90 days that were tested for the drug/alcohol use and had a clean test.

PERFORMANCE MEASURE TABLE

Appropriation: State and Local Law Enforcement Assistance (RSAT-BJA)											
DOJ Goal and Objective: Goal 3; Objective 3.3											
Performance Report and Performance Plan Targets		FY 2006	FY 2007	FY 2008	FY 2009	FY 2010	FY 2011	FY 2012		FY 2013	FY 2014
		Actual	Actual	Actual	Actual	Actual	Actual	Target	Actual	Target	Target
Output	Number of participants in RSAT	27,756	26,991	28,308	39,159	29,872	29,358	30,000	28,695	30,000	30,000
Outcome	Percent of participants who completed the residential program and have passed drug testing ^{1,4}	N/A	N/A	N/A	92%	96%	98%	82%	94% ⁸	83% ⁷	N/A ⁵
Outcome	Percent of drug and alcohol tests from residential program participants that were drug and alcohol free ²	N/A	N/A	N/A	N/A	N/A	N/A	N/A	N/A	TBD	TBD ⁴
Outcome	Percent of participants who completed the aftercare program and have remained arrest-free for 1 year following release from aftercare ^{1,5}	N/A	N/A	N/A	92%	80%	66%	77%	68% ⁷	78% ⁸	N/A ⁵
Outcome	Percent jail based/residential successful completions ²	N/A	N/A	N/A	N/A	N/A	N/A	N/A	N/A	N/A	TBD ⁴
Outcome	Percent of jail based/residential participants tested positive for alcohol or illegal substances ²	N/A	N/A	N/A	N/A	N/A	N/A	N/A	N/A	N/A	TBD ⁴
Outcome	Percent of participants who successfully completed all requirements of the aftercare portion of the RSAT program ²	N/A	N/A	N/A	N/A	N/A	N/A	N/A	N/A	N/A	TBD ⁴
Outcome	Percent of aftercare participants charged with drug or non-drug offense(s) one year after successful completion ²	N/A	N/A	N/A	N/A	N/A	N/A	N/A	N/A	N/A	TBD ⁴

N/A = Data unavailable

¹ This measure was established in 2009.

² This measure will be established in 2014.

³ The FY 2014 target will be established upon review of baseline data.

⁴ This measure will be discontinued in FY 2014. This measure presented two major challenges for grantees to accurately collect and report on the number of participants who successfully complete and tested positive for illegal substance and alcohol abuse on a quarterly basis. The performance measure combined two separate questions into one, which confounds the information grantees report and usually leads to under-reporting on both successful completions and drug testing information. The performance measure requires grantees to collect post-program information on successful participants. Analyses of PMT data and consensus calls with grantees revealed post-program information to be the most unreliable as many grantees do not have the capacity to accurately track participant activity that extend beyond their program or project period.

⁵ This measure will be discontinued in FY 2014. This measure presented a challenge for grantees to collect accurate information on post-program participant activity, which revealed a need to revise the existing performance measure to make it easier for them to collect and report on the number of successful completions. Collecting this information prior to participants leaving the programs should provide a more accurate account of the overall program completion for the RSAT program.

⁶ This measure will reflect the percentage of participants that were not arrested within one year after completing the program.

⁷ This rate is based on data reported for two different sets of measures over different reporting periods. Specifically, grantees reported on measures that were found to be problematic during October 2011–March 2012. These measures were subsequently revised and grantees began reporting on the revised measures April–September 2012. The data for the two different sets of data were aggregated to determine an overall rate. The calculation for the “old measures” is: number of participants arrest free 1 year after release / number of participants tracked 1 year after release *100. The calculation for the revised measures is: 1 – (total number of former aftercare participants charged with any drug offense or non-drug offense within 1 years after successfully completing the program / total number of aftercare graduates [successful completers])*100.

⁸ The FY 2012 data is based on two quarters of data (October 2011–March 2012). The measure was removed in April and revised for FY 2012 2nd quarter reporting (January – March 2012). For FY 2013, the measure will be the percentage of drug and alcohol tests given to program participants that were drug and alcohol free.

⁹ This is based on two quarters of data (April–September 2012).

PERFORMANCE MEASURE TABLE

Appropriation: State and Local Law Enforcement Assistance (Prescription Drug Monitoring Program-BJA)

DOJ Goal and Objective: Goal 2; Objective 2.3

Performance Report and Performance Plan Targets		FY 2006	FY 2007	FY 2008	FY 2009	FY 2010	FY 2011	FY 2012		FY 2013	FY 2014
		Actual	Actual	Actual	Actual	Actual	Actual	Target	Actual	Target	Target
Outcome	Number of interstate unsolicited reports produced ¹	N/A	N/A	N/A	N/A	N/A	979	600	607	620	640
Outcome	Number of interstate solicited reports produced ¹	N/A	N/A	N/A	N/A	N/A	291,618	330,000	339,589	345,000	360,000

N/A = Data unavailable

¹BJA began collecting data for this measure January 2010 and used historical data to set the target for the FY 2011 measure.

3. Performance, Resources, and Strategies

National Criminal History Improvement Program (NCHIP)

a. Performance Plan and Report for Outcomes

The National Criminal History Improvement Program (NCHIP), administered by BJS, is the primary vehicle for building the national infrastructure to support the background check systems required under the Brady Handgun Violence Prevention Act (Brady Act) and other legislation. Funds and technical assistance have also been provided to support the interface between states and national record systems. This support insures compatibility in the design of such systems, promotes the use of the newest technologies for accurate and immediate checking capabilities, and fosters a communications capacity across states to address the mobility of criminal populations and growing concerns about terrorism.

NCHIP uses several outcome measures to track progress and results, including the percentage of state criminal history records that are immediately accessible through the automated Interstate Identification Index (III). BJS also tracks the number of states submitting disqualifying records to the National Crime Information Center (NCIC) and the NICS Grants Index, which are two systems used by the National Instant Criminal Background Check System (NICS) Grants to deny firearm purchases.

b. Strategies to Accomplish Outcomes

The NCHIP program aligns under DOJ Strategic Objective 3.1: *Promote and strengthen relationships and strategies for the administration of justice with state, local, tribal, and international law enforcement; OJP Strategic Goal 6: Develop and disseminate research and statistics that inform criminal and juvenile justice policy and improve outcomes; and OJP Strategic Objective 6.2: Provide justice statistics and information to support justice policy and decision-making needs.* Law enforcement in the United States, unlike that in most other industrialized countries, has several levels and is comprised of approximately 18,000 federal, state, local, and tribal agencies. This level of decentralization presents challenges to those who foster innovation and respond to national threats, such as terrorism. Ensuring that the justice community shares information, adopts best practices, and responds to emerging issues with the same level of effectiveness and timeliness is a daunting task. Law enforcement intelligence and sharing information are major OJP priorities among federal, state, local, and tribal agencies. OJP faces the challenge of working toward large-scale sharing of critical justice and public safety information in an efficient, timely, and secure manner, while also ensuring the privacy rights of individuals.

Recent performance results include:

Improved accessibility of records: All states have received funds under NCHIP to upgrade the quality and availability of criminal history record systems. As of calendar year 2010, nearly 98 million records held by the states were automated, an increase of 6 percent from calendar year 2008. Approximately 74 percent of state-held automated records were accessible to III. As of

FY 2012, there are approximately 76 million records in III. At the end of 2010, more than 9 out of 10 (92 percent) of recent state records were automated and 74 percent of automated records were accessible for conducting presale firearms and other background checks.

Full participation in III: To ensure compatibility, all record enhancements funded under NCHIP are required to conform to FBI standards for III participation. Participation in III is critical since it constitutes the primary system through which the FBI accesses state-held data for NICS checks. In 1989, only 20 states were members of the FBI's III system, which permits instant access to out-of-state data. By year end 1993, 26 states were participants. As of FY 2013, all 50 states and the District of Columbia are members of III indicating that they meet the rigorous standards of the FBI for participation. A total of 16 states are participants in the FBI's National Fingerprint File, a completely decentralized index which makes the sharing of criminal history record information more efficient.

Automation of records and fingerprint data: States have used funds to establish Automated Fingerprint Identification Systems (AFIS) and to purchase live scan equipment for state and local agencies. AFIS systems enable states to conduct automated searches for records based on fingerprint characteristics and to interface with the FBI's Integrated Automated Fingerprint Identification Systems (IAFIS). As of FY 2013, all 50 states, the District of Columbia, and four territories participate in IAFIS, which became operational in July 1999. In addition to ensuring that records are properly matched to the correct offender, AFIS minimizes the time and manpower required for searching fingerprint databases, which facilitates matching of latent prints obtained at a crime scene. Live scan equipment permits law enforcement to take fingerprints without use of inkpads or other similar procedures and electronically transfer fingerprints to the state's AFIS for comparison and matching against state and FBI held prints.

National Instant Criminal Background Check System (NICS) Grants: The Brady Act requires that a background check be conducted using the FBI's NICS to identify potential purchasers who are prohibited from purchasing firearms. NICS Grants is now supporting over 15 million transactions annually at the presale stage of firearms purchases.

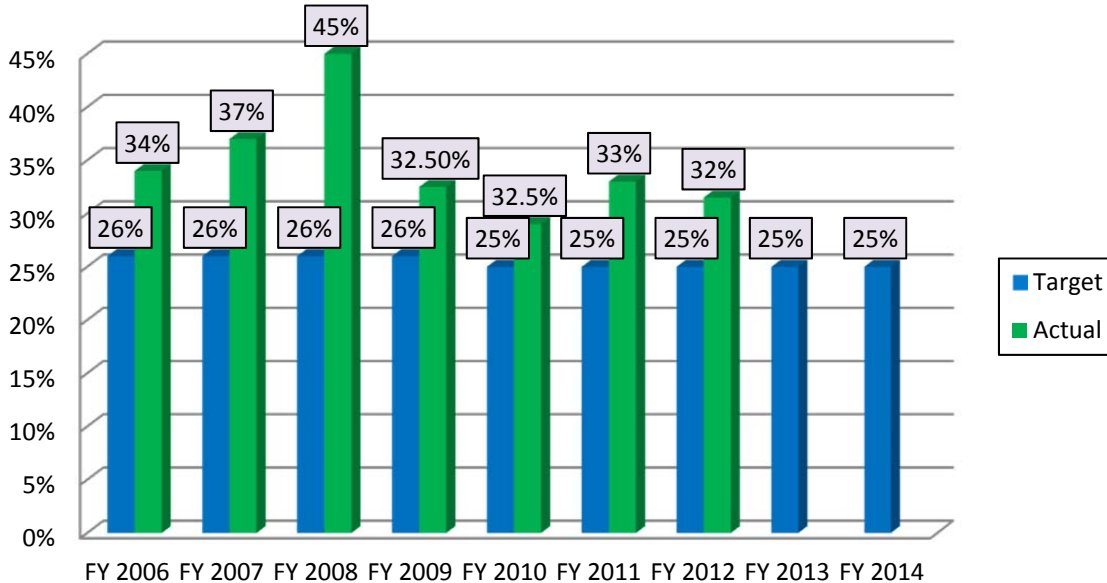
Domestic violence records and protection orders: NCHIP has put special emphasis on ensuring that domestic violence-related offenses are included in criminal records. The Federal Gun Control Act as amended prohibits sales of firearms to persons subject to a qualifying domestic violence related protection order or convicted of a qualifying domestic violence misdemeanor. Funds have been awarded specifically for development of state protection order files that are compatible with the FBI's national file to permit interstate enforcement of protection orders and the denial of firearm transfers to prohibited persons subject to a protection order. The NCIC National Protection Order File became operational in May 1997. All 50 states, the District of Columbia, Guam, and the U.S. Virgin Islands submit data to the file, which held 1.5 million records of protection orders.

DNA Related and Forensic Programs and Activities

The DNA Related and Forensic Programs and Activities initiative supports DOJ Strategic Objective 3.1: *Promote and strengthen relationships and strategies for the administration of*

justice with state, local, tribal, and international law enforcement; OJP Strategic Goal 5: Support state, local, and tribal justice systems to ensure the fair and impartial administration of justice; and OJP Strategic Objective 5.4: Increase the capacity and availability of criminal justice and forensic science technologies for maintaining public safety and is designed, among other things to improve the Nation’s capacity to use DNA evidence by eliminating casework and convicted offender backlogs. NIJ established the performance measure “Percent reduction in DNA backlog,” and has been highly successful in increasing capacity and reducing the backlog. The FY 2011 results demonstrate the target of 25 percent casework was exceeded with an actual result of 32.9 percent, due to three factors: 1) increased funding for the convicted offender program allowed NIJ to fund more samples for DNA analysis than previously anticipated in FY 2007; 2) increased demand from states for convicted offender DNA sample analysis funding; and 3) improvements in DNA analysis technology which has reduced the weighted per case analysis costs for the casework program allowing forensic laboratories to analyze more samples with less money. Funds are targeted toward the forensic analysis of all samples identified as urgent priority samples (e.g., samples for homicide and rape/sexual assault cases) in the current backlog of convicted offender DNA samples. Reducing the backlog of DNA samples is crucial in supporting a successful CODIS system, which can solve old crimes and prevent new ones from occurring through more timely identification of offenders.

Percent Reduction in DNA Backlog Casework



Residential Substance Abuse Treatment (RSAT)

a. Performance Plan and Report for Outcomes

The Residential Substance Abuse Treatment (RSAT) for State Prisoners Program is a critical aspect of offender reentry programs and addresses the issue of substance abuse and the direct

link to public safety, crime, and victimization by providing treatment and services within the institution and the community. All 50 states, the District of Columbia, and U.S. territories receive RSAT grants and all together operate about 400 RSAT programs. Ultimately, every RSAT-funded program's goal is to help offenders become drug-free and learn the skills needed to remain drug-free upon their return to the community.

This formula grant provides funds to local correctional and detention facilities for substance abuse treatment programs. RSAT assists state and local governments in developing and implementing substance abuse treatment programs in state and local correctional and detention facilities, and in creating and maintaining community-based aftercare services for offenders.

b. Strategies to Accomplish Outcomes

The RSAT program aligns under DOJ Strategic Objective 3.3: *Provide for the safe, secure, humane, and cost-effective confinement of detainees awaiting trial and/or sentencing, and those in the custody of the federal prison system; OJP Strategic Goal 7: Promote efforts that improve the security of person in custody and provide innovative, comprehensive reentry approaches to reduce recidivism and maintain public safety; and OJP Strategic Objective 7.2: Promote innovative and comprehensive reentry approaches to facilitate offenders' successful reintegration into society, consistent with community expectations and standards.* OJP supports effective jail and prison reentry programs that target offenders who are substance abusers; technical violators of supervision conditions; violent and high risk; non-violent but with multiple needs; and those who would otherwise face major obstacles in their reentry back into the community. These programs, which are funded through grants, technical assistance, and training, emphasize collaborative efforts among community-based services and resources; the use of non-profit, faith- and community-based organizations and mentors; and information sharing among law enforcement and other agencies.

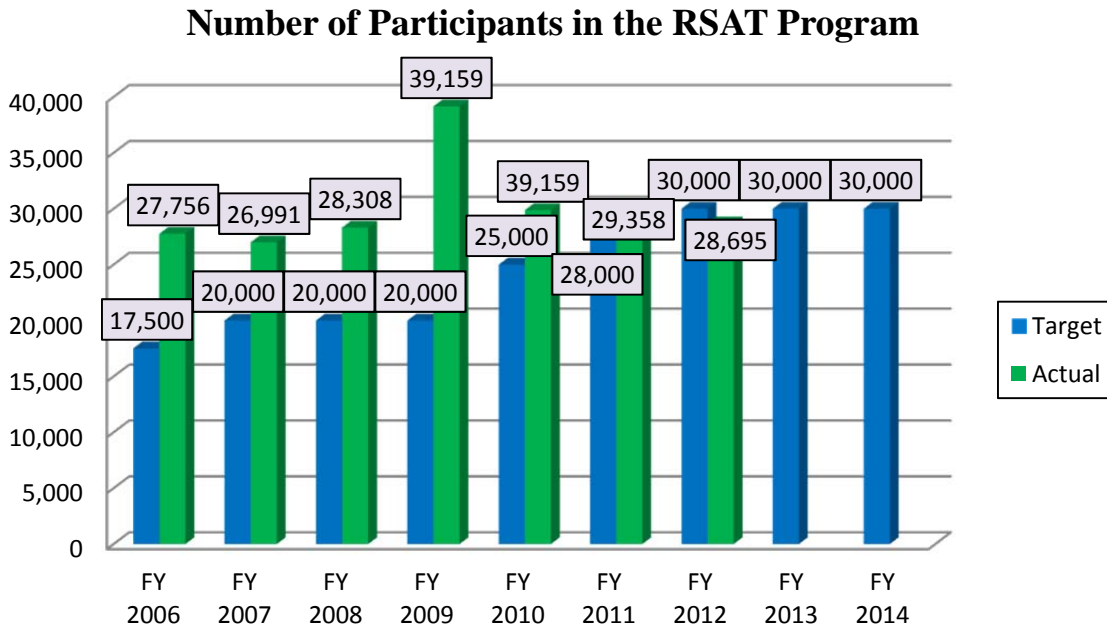
BJA has identified several strategies to strengthen RSAT:

- 1) Work with states to identify and implement an evidence-based treatment model and ensure staff receive specific training to ensure competence with the particular treatment modality selected for the program;
- 2) Ensure that the states' corrections departments and prison administration officials adhere to treatment goals and work to minimize disruptions to the treatment process; and
- 3) Work with states to ensure that the focus is on providing coordinated services for offender aftercare treatment and reentry into the community.

RSAT helps build partnerships between correctional staff and the treatment community to provide services in secure settings, allowing offenders to overcome substance abuse and prepare for reentry. Providing inmates with treatment not only allows individuals successfully completing RSAT programs to return to communities substance-free, but also reduces incarceration costs to federal, state, and local governments for those offenders not returning to the correctional system. Most importantly, RSAT helps prevent the continued financial and emotional costs of drug-related crimes on families, friends, and communities.

Performance Measure: Number of participants in the RSAT Program

The number of participants in the RSAT in FY 2011 was 29,358, which exceeded the target by 1,358 participants. There are many contributing factors that determine the number of people who complete the RSAT program including the number of eligible offenders, the number of staff and treatment providers available, security issues, and the state's ability to provide the required 25 percent matching funds.



The FY 2013 and FY 2014 target of 30,000 was based on prior year trends; targets are estimated from previous year counts provided by grantees. Previously submitted numbers are sometimes updated and resubmitted to reflect more accurate actuals when additional reports are received from states.

D. Juvenile Justice Programs

(Dollars in Thousands)

Juvenile Justice Programs TOTAL	Amount
2012 Enacted	\$262,500
2013 Continuing Resolution	262,500
2013 Continuing Resolution 0.612% increase	1,607
2013 Supplemental Appropriation-Sandy Hurricane Relief	0
Base and Technical Adjustments	(1,607)
2014 Current Services	262,500
2014 Program Increases	109,500
2014 Program Offsets	(39,500)
2014 Request	332,500
Total Change 2012-2014	\$70,000

Juvenile Justice Programs - Information Technology Breakout	Amount
2012 Enacted	\$8,278
2013 Continuing Resolution	7,553
2013 Continuing Resolution 0.612% increase	0
Base and Technical Adjustments	0
2014 Current Services	7,553
2014 Program Increases	0
2014 Program Offsets	0
2014 Request	8,164
Total Change 2012-2014	(\$114)

1. Account Description

OJP requests \$332.5 million for the Juvenile Justice Programs account, which is \$70.0 million above the FY 2012 Enacted level. This account includes programs that support state, local, and tribal community efforts to develop and implement effective and coordinated prevention and intervention juvenile programs. The objectives of these programs are to reduce juvenile delinquency and crime; improve the juvenile justice system so that it protects public safety; hold offenders accountable; assist missing and exploited children and their families; and provide treatment and rehabilitative services tailored to the needs of juveniles and their families.

America's youth are facing an ever-changing set of problems and barriers to successful lives. As a result, OJP is constantly challenged to develop enlightened policies and programs to address the needs and risks of those youth who enter the juvenile justice system. OJP remains committed to leading the nation in efforts addressing these challenges which include: preparing juvenile offenders to return to their communities following release from secure correctional facilities; dealing with the small percentage of serious, violent, and chronic juvenile offenders; helping states address the disproportionate confinement of minority youth; and helping children who have been victimized by crime and child abuse.

Key programs funded under this appropriation account include:

- Part B Formula Grants by Title II, Part B of the Juvenile Justice and Delinquency Prevention (JJDP) Act (42 U.S.C. 5631 *et seq.*), is the core program that supports state, local, and tribal efforts to develop and implement comprehensive state juvenile justice plans. Funding also is available for training and technical assistance to help small, non-profit organizations, including faith-based organizations, with the federal grants process. In addition, the Part B program has worked to improve the fairness and responsiveness of the juvenile justice system and increase accountability of the juvenile offender.
- Youth Mentoring Program, authorized through annual appropriations acts, supports national and local mentoring initiatives focused on reentry and gang-involved youth. In addition, the Office of Juvenile Justice and Delinquency Prevention (OJJDP), supports training and technical assistance to the sites to assist with adapting existing mentoring approaches to meet the needs of the target populations and to identify and maintain partnerships.
- The Delinquency Prevention Program (formerly Title V: Local Delinquency Prevention Incentive Grants), authorized by 42 U.S.C. 5781 *et seq.*, provides awards through state advisory groups to units of local government for a broad range of delinquency prevention programs and activities to benefit youth who are at risk of having contact with the juvenile justice system.
- Juvenile Accountability Block Grant (JABG) Program, authorized by 42 U.S.C. 3796e-10(a), funds block grants to states to support a variety of accountability-based programs. The basic premise underlying the JABG program is that both the juvenile offender and the juvenile justice system are held accountable. For the juvenile offender, accountability means an assurance of facing individualized consequences through which the juvenile offender is made aware of and held responsible for the loss, damage, or injury that the victim experiences.
- Community-Based Violence Prevention Initiatives, authorized by annual appropriation acts, incorporates best practices from the violence reduction work of several cities and public health research of the last several decades. Public health approaches rely on public education to change attitudes and behaviors toward violence, outreach that employs individuals recruited from the target population, community involvement, and evaluation to monitor strategies implemented. Involvement of community partners with federal, state, and local authorities to analyze crime data, develop strategies, and implement targeted approaches to violence reduction is critical.

- Missing and Exploited Children Program, authorized by the Missing Children’s Assistance Act of 1984 (42 U.S.C. 5771 as amended) and the PROTECT Our Children Act of 2008, is administered by OJJDP, and is the primary vehicle for building an infrastructure to support the national effort to prevent the abduction and exploitation of our nation’s children.

For additional information and a complete listing of OJP programs, please visit <http://www.ojp.gov>.

2. Performance and Resource Tables

PERFORMANCE AND RESOURCES TABLE											
Appropriation: Juvenile Justice DOJ Goals and Objectives: Goals 2 and 3, Objectives 2.1 and 3.1											
WORKLOAD/RESOURCES		Final Target		Actual		Projected		Changes		Requested (Total)	
		FY 2012		FY 2012		FY 2013		Current Services Adjustments and FY 2014 Program Changes		FY 2014 Request	
Workload											
Number of solicitations released on time versus plan		37		43		TBD ³		TBD		TBD ³	
Percent of awards made against plan		90%		99%		90%		0		90%	
Total Dollars Obligated		\$262,500		257,486		\$262,500		\$70,000		\$332,500	
-Grants		\$251,180		228,366		\$232,813		\$62,083		\$294,896	
-Non-Grants		\$11,320		29,120		\$29,687		\$7,917		\$37,604	
Percent of Dollars Obligated to Funds Available in the FY											
-Grants		96%		89%		89%		89%		89%	
-Non-Grants		4%		11%		11%		11%		11%	
Total Costs and FTE (reimbursable FTE are included, but reimbursable costs are bracketed and not included in the total)		FTE	\$000	FTE	\$000	FTE	\$000	FTE	\$000	FTE	\$000
			\$262,500		257,486		\$262,500		\$70,000		\$332,500
TYPE/ STRATEGIC OBJECTIVE	PERFORMANCE	FY 2012		FY 2012		FY 2013		Current Services Adjustments and FY 2014 Program Changes		FY 2014 Request	
Long Term/ Outcome	Percent of youth who offend or reoffend	22%		11%		20%		-5%		15%	
Annual/Outcome	Percent of states and territories that are determined to be in compliance with the four Core Requirements of the JJDP Act of 2002	85% ¹		84%		90% ²		0		90%	
Annual/Outcome	Percent of grantees implementing one or more evidence-based programs	52%		45%		53%		18%		71%	
Annual/Outcome	Percent of youth who exhibit a desired change in the targeted behavior	70%		76%		71%				53%	
Annual/Efficiency	Percentage of funds allocated to grantees implementing one or more evidence-based programs	52%		42%		53%		0		53%	
Annual/Outcome	Percent of children recovered within 72 hours of an issuance of an AMBER Alert	85%		91.5%		86%		0		86%	

¹The FY 2012 target was adjusted due to states experiencing reductions in the funding necessary to monitor and provide training to adult and juvenile facilities in order to maintain compliance with the core requirements of the JJDP Act.

³The FY 2013 and FY 2014 targets will be established upon appropriation of FY 2013 and FY 2014 funds.

PERFORMANCE MEASURE TABLE											
Appropriation: Juvenile Justice											
DOJ Goal and Objective: Goals 2 and 3, Objectives 2.1 and 3.1											
Performance Report and Performance Plan Targets		FY 2006	FY 2007	FY 2008	FY 2009	FY 2010	FY 2011	FY 2012		FY 2013	FY 2014
		Actual	Actual	Actual	Actual	Actual	Actual	Target	Actual	Target	Target
Outcome	Percent of youth who offend or reoffend (long-term) ^{1,2}	3%	2%	3%	2%	2%	8%	22%	11%	20%	15%
Outcome	Percent of states and territories that are determined to be in compliance with the four Core Requirements of the Juvenile Justice and Delinquency Prevention (JJDP) Act of 2002 (annual/long-term) ^{2,5}	89%	84%	88%	84%	80%	82%	85% ⁷	84%	90%	90%
Outcome	Percent of youth who exhibit a desired change in the targeted behavior ²	83%	65%	21%	85%	85%	80%	70%	76%	71%	71%
Outcome	Percent of grantees implementing one or more evidence-based programs ³	46%	47%	26%	46%	54%	43%	52%	45%	53%	53%
Efficiency	Percentage of funds allocated to grantees implementing one or more evidence-based programs ³	46%	47%	56%	40%	34%	61%	52%	42%	53%	53%
Outcome	Percent of children recovered within 72 hours of an issuance of an AMBER Alert ⁴	N/A	85.0%	82.0%	81.7%	87%	89%	85%	91.5%	86%	86%
Output	Number of computer forensic exams completed ⁶	9,923	10,856	13,950	22,522	33,096	45,273	20,000	49,481	25,000	30,000
N/A = Data unavailable											

¹ FY 2006 data includes Formula and Title V grants only. Discretionary, earmark, Tribal Youth, and Enforcement of Underage Drinking Laws (EUDL) grants did not start reporting until FY 2007. OJP will analyze current data to determine if future year targets should be changed.

² Measure established in FY 2004.

³ Measure established in FY 2005.

⁴ Measure established in FY 2007.

⁵ FY 2006 through FY 2011 actual values were revised based on a review of the states that were in compliance with the four core requirements

⁶ FY 2005 through FY 2009 actual values were reviewed and revised following implementation of a new Internet Crimes Against Children (ICAC) performance reporting system.

⁷ The FY 2012 target was adjusted due to states experiencing reductions in the funding necessary to monitor and provide training to adult and juvenile facilities in order to maintain compliance with the core requirements of the JJDP Act.

3. Performance, Resources, and Strategies

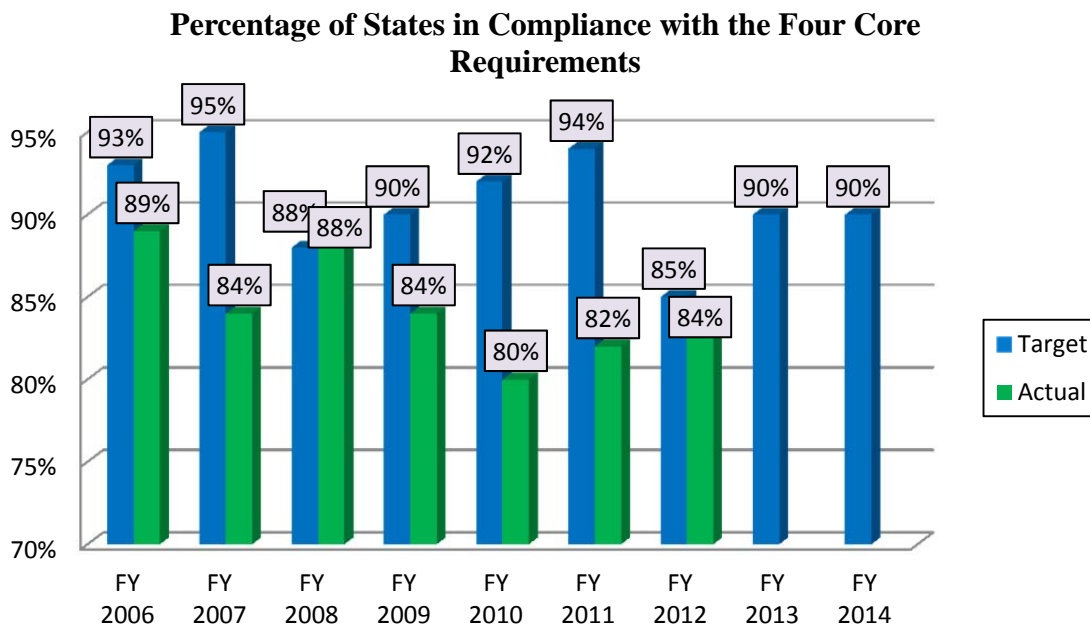
Juvenile Justice Programs

a. Performance Plan and Report for Outcomes

The Juvenile Justice Programs’ purpose is to support state and local efforts to prevent juvenile delinquent behavior and address juvenile crime. Funds support block grant and demonstration programs, research and evaluation, and training and technical assistance to facilitate development of effective programs.

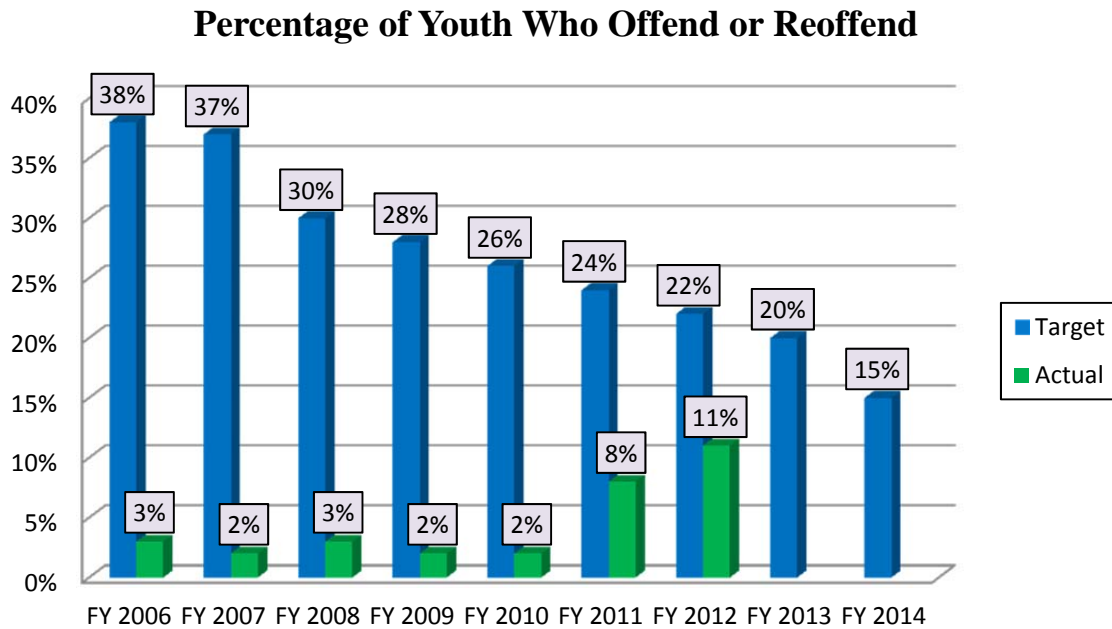
The core requirements of the Juvenile Justice and Delinquency Prevention Act are: 1) deinstitutionalization of status offenders and non-offenders; 2) sight and sound separation of juveniles and adults; 3) removal of juveniles from jails and lockups; and 4) reducing the disproportionate representation of minority youth in the juvenile justice system.

OJJDP tracks results on the percent of states and territories that comply with these four core requirements. Compliance rates may fluctuate from year to year, and states may go in and out of compliance from year to year since they are examined for compliance annually. If a state fails to achieve compliance for just one of the four indicators, it is not considered “in compliance” for this measure, even though the state may be fully compliant for the other three core requirements. The threshold for this indicator is intentionally rigorous, as these core requirements are fundamental components of OJJDP’s mission. The FY 2014 target for state compliance is 90 percent.



OJP established the measure “Percent of program youth who offend or re-offend” for grants that provide funds for direct service delinquency prevention or intervention programs. An offense

refers to an "arrest or appearance at juvenile court for a new delinquent offense." The FY 2014 target for this measure is 15 percent



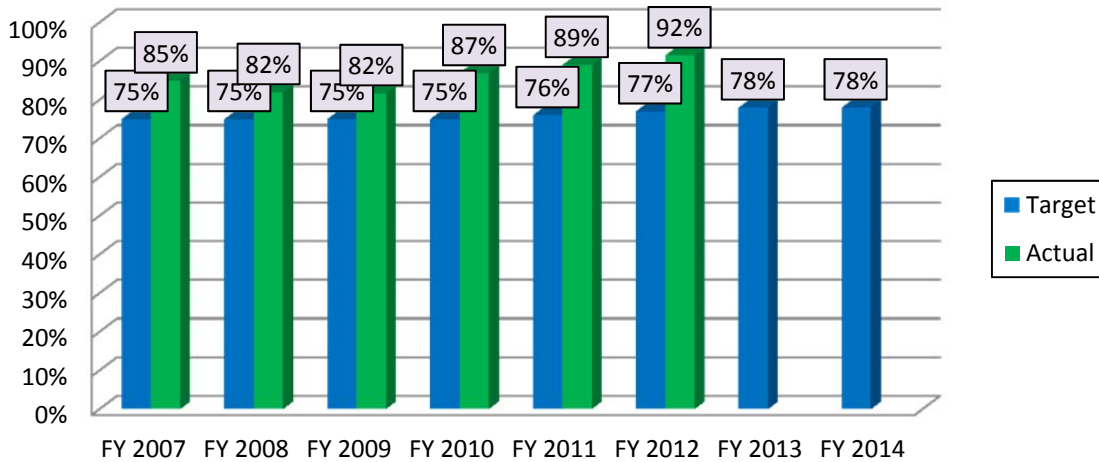
b. Strategies to Accomplish Outcomes

Programs identified under this account directly support DOJ Strategic Objective 3.1: *Promote and strengthen relationships and strategies for the administration of justice with state, local, tribal, and international law enforcement; OJP Strategic Goal 5: Support state, local, and tribal justice systems to ensure the fair and impartial administration of justice; and OJP Strategic Objective 5.1: Increase the nation’s capacity to prevent and control crime through support for the nation’s law enforcement, criminal, and juvenile justice systems.*

AMBER Alert Program

The America’s Missing: Broadcast Emergency Response (AMBER) Alert program has played an increasingly prominent role in OJP’s efforts to protect children from abduction. Over 90 percent of the total number of successful recoveries of abducted children to date has occurred since October 2002, when AMBER Alerts became a coordinated national effort. This progress is attributable to better coordination and training at all levels, increased public awareness, technological advances, and cooperation among law enforcement, transportation officials, and broadcasters. In addition to its successful website (www.amberalert.gov), the AMBER Alert program’s strategy focuses on: (1) strengthening the existing AMBER Alert system; (2) expanding the scope of the AMBER Alert program; and (3) enhancing communication and coordination.

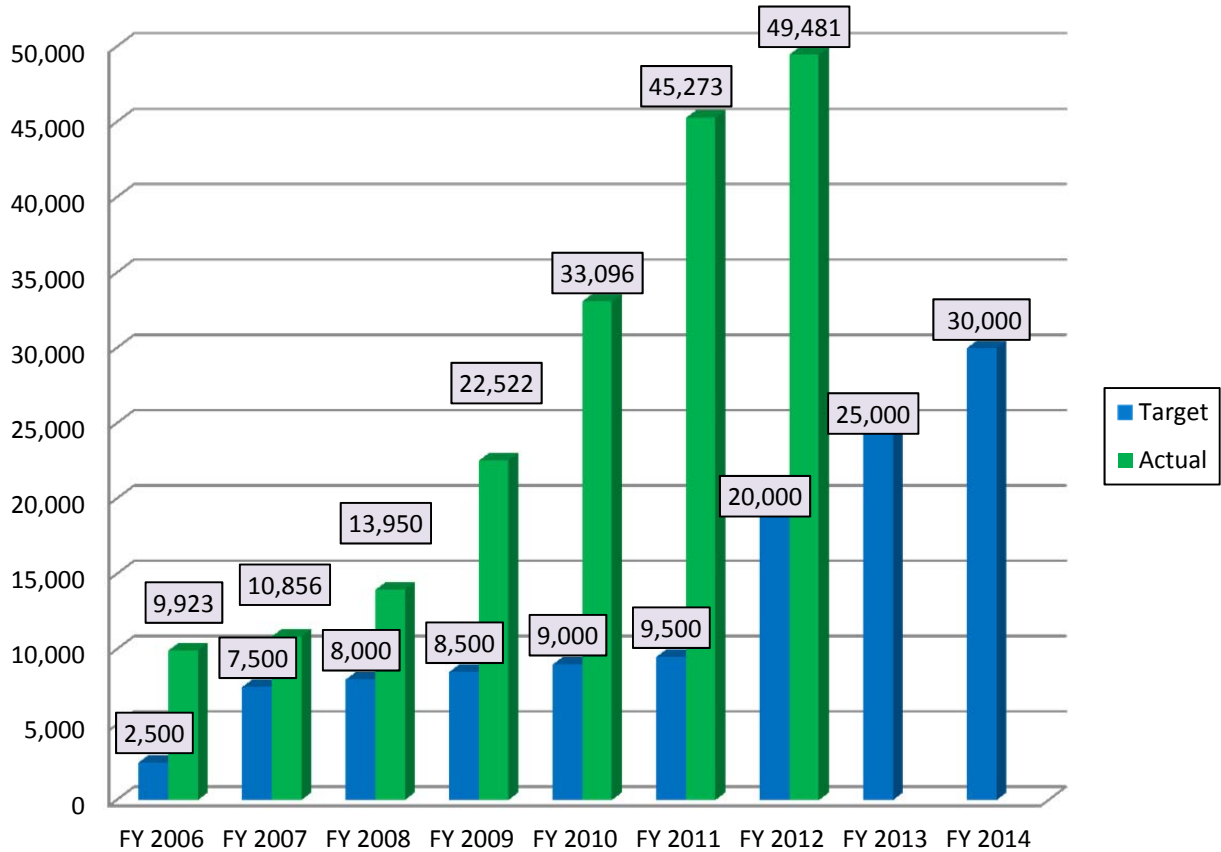
Percent of children recovered within 72 hours of issuance of an AMBER Alert



Internet Crimes Against Children

One of OJP’s most significant responsibilities is supporting efforts to protect America’s children from abuse and exploitation and to investigate crimes against children. In FY 2012, Internet Crimes Against Children (ICAC) Task Forces identified 3,524 child victims through ICAC investigations, reviewed 7,974 complaints of internet predator traveler/child enticement, and made over 6,077 arrests of individuals who sexually exploit children--bringing the arrest total to more than 36,000 since 1998. Continued partnerships with law enforcement agencies to the ICAC initiative account for the significant performance. Additionally, the growing popularity of peripheral media storage devices coupled with tremendous success in utilizing certain investigative techniques have increased the volume of computers and digital media examinations.

Number of computer forensic exams completed



c. Priority Goals

OJP contributes to the DOJ Priority Goal 2: Reduce Gang Violence: By September 30, 2013, in conjunction with state and local law enforcement agencies, reduce the number of violent crimes attributed to gangs to achieve five percent increases on three key indicators: youths who exhibited a change in targeted behaviors as a result of participation in DOJ gang prevention program; coordination on gang investigations among federal, state, and local law enforcement resulting in gang arrests; and intelligence products produced in support of federal, state, and local investigations that are focused on gangs posing a significant threat to communities. In FY 2012, there was an average of 67% of program youth who exhibited a program change in targeted behaviors while participating in DOJ prevention programs to reduce youth crime and violence (including gangs).

E. Public Safety Officers' Benefits

(Dollars in Thousands)

Public Safety Officers Benefits TOTAL	Amount
2012 Enacted	\$78,300
2013 Continuing Resolution	78,300
2013 Continuing Resolution .612% increase	100
2013 Supplemental Appropriation-Sandy Hurricane Relief	0
Base and Technical Adjustments	(100)
2014 Current Services	78,300
2014 Program Increases	3,000
2014 Program Offsets	0
2014 Request	81,300
Total Change 2012-2014	\$3,000

Public Safety Officers Benefits - Information Technology Breakout	Amount
2012 Enacted	\$2,024
2013 Continuing Resolution	1,847
2013 Continuing Resolution .612% increase	0
2013 Supplemental Appropriation-Sandy Hurricane Relief	0
Base and Technical Adjustments	0
2014 Current Services	1,847
2014 Program Increases	0
2014 Program Offsets	0
2014 Request	1,996
Total Change 2012-2014	(\$28)

1. Account Description

OJP requests \$81.3 million for the Public Safety Officers' Benefits (PSOB) appropriation account, which is \$3.0 million above the FY 2012 Enacted level. Of this amount, \$16.3 million is the discretionary appropriation request; and \$65.0 million is the estimated mandatory appropriation. This account provides benefits to public safety officers who are killed or permanently disabled in the line of duty and to their families and survivors. This program represents a unique partnership among the U.S. Department of Justice (DOJ); state and local public safety agencies; and national organizations. In addition to administering payment of benefits authorized by 42 U.S.C. 3796 as amended, OJP works closely with national law enforcement and first responder groups, educating public safety agencies regarding the initiative and offering support to families and colleagues of fallen law enforcement officers and firefighters.

The key programs included under this appropriation account are:

- **PSOB Death Benefits**, a one-time financial benefit to survivors of public safety officers whose deaths resulted from injuries sustained in the line of duty, which is funded as a mandatory appropriation.
- **PSOB Disability Benefits**, a one-time financial benefit to public safety officers permanently and totally disabled by catastrophic injuries sustained in the line of duty, which is funded as part of the discretionary appropriation.
- **PSOB Education Benefits**, which provide financial support for higher education expenses (such as tuition and fees, books, supplies, and room and board) to the eligible spouses and children of public safety officers killed or permanently and totally disabled in the line of duty, which is funded as part of the discretionary appropriation.

For additional information and a complete listing of OJP programs, please visit <http://www.ojp.gov>.

2. Performance and Resource Tables

PERFORMANCE AND RESOURCES TABLE										
Appropriation: Public Safety Officers' Benefits (Mandatory, Education, and Disability - BJA)										
DOJ Goal and Objective: Goal 2, Objective 2.2										
WORKLOAD/RESOURCES	Final Target		Actual		Projected		Changes		Requested (Total)	
	FY 2012		FY 2012		FY 2013		Current Services Adjustments and FY 2014 Program Changes		FY 2014 Request	
Workload										
Number of claims processed	N/A		235		TBD ¹		TBD		TBD ¹	
Total Dollars Obligated	\$91,300		\$87,855		\$78,300		\$3,000		\$81,300	
-Claims	\$81,257		\$76,011		\$67,744		\$2,596		\$70,340	
-Other Services	\$10,043		\$11,844		\$10,556		\$404		\$10,960	
Percent of Dollars Obligated to Funds Available in the FY										
-Claims	89%		87%		87%		87%		87%	
-Other Services	11%		13%		13%		13%		13%	
Total Costs and FTE (reimbursable FTE are included, but reimbursable costs are bracketed and not included in the total)	FTE	\$000	FTE	\$000	FTE	\$000	FTE	\$000	FTE	\$000
		\$91,300		\$87,855		\$78,300		\$3,000		\$81,300

¹ OJP is unable to target the expected number of public safety claims to be processed

3. Performance, Resources, and Strategies – N/A

F. Crime Victims Fund

(Dollars in Thousands)

<i>Crime Victims Fund</i> TOTAL	Direct Pos.	Estimate FTE	Amount
2012 Enacted			\$705,000
2013 Continuing Resolution			705,000
2013 Continuing Resolution 0.612% Increase			0
2013 Supplemental Appropriation – Sandy Hurricane Relief			0
Base and Technical Adjustments			0
2014 Current Services			705,000
2014 Program Increases			95,000
2014 Program Offsets			0
2014 Request			800,000
Total Change 2012-2014			\$95,000

<i>Crime Victims Fund - Information Technology</i> Breakout	Direct Pos.	Estimate FTE	Amount
2012 Enacted			\$19,917
2013 Continuing Resolution			18,173
2013 Continuing Resolution 0.612% Increase			0
Adjustments to Base and Technical Adjustments			0
2014 Current Services			18,173
2014 Program Increases			0
2014 Program Offsets			0
2014 Request			19,644
Total Change 2012-2014			(\$273)

1. Account Description

The budget requests an obligation limitation of \$800.0 million for the Crime Victims Fund (CVF), which is \$95.0 million above the FY 2012 Enacted level. Unlike other OJP appropriation accounts, CVF is financed by collections of fines, penalty assessments, and bond forfeitures from defendants convicted of federal crimes. Most collections stem from large corporate cases rather than individual offenders.

Programs supported by CVF focus on providing compensation to victims of crime and survivors, supporting appropriate victims' service programs and victimization intervention strategies, and building capacity to improve response to crime victims' needs and increase offender accountability. CVF was established to address the continuing need to expand victims' service programs and assist federal, state, local, and tribal agencies and organizations in providing appropriate services to their communities.

In accordance with the statutory distribution formula (authorized by the Victims of Crime Act [VOCA] of 1984, as amended), programs and funding for FY 2014 are distributed as follows:

- Improving Services for Victims of Crime in the Federal Criminal Justice System – Congressionally-mandated set-asides. Program funds support 170 victim assistance personnel via the Executive Office for U. S. Attorneys and 134 victim specialists via the Federal Bureau of Investigation, which includes 43 positions across Indian Country, to provide direct assistance to victims of Federal crime. Program funds also enable the enhancement of computer automation for investigative, prosecutorial, and corrections components, via the Nationwide Automated Victim Information and Notification System (VNS), to meet the victim notification requirements specified in the Attorney General Guidelines. VNS is implemented by the Executive Office for U.S. Attorneys, the Bureau of Prisons, FBI, U.S. Postal Inspection Service, and DOJ’s Criminal Division.
- Improving the Investigation and Prosecution of Child Abuse Cases – Children’s Justice and Assistance Act Programs in Indian Country. The program helps tribal communities improve the investigation, prosecution and overall handling of child sexual and physical abuse in a manner that increases support for and lessens trauma to the victim. The programs fund activities such as revising tribal codes to address child sexual abuse; providing child advocacy services for children involved in court proceedings; developing protocols and procedures for reporting, investigating, and prosecuting child abuse cases; enhancing case management and treatment services; offering specialized training for prosecutors, judges, investigators, victim advocates, multidisciplinary or child protection teams, and other professionals who handle severe child physical and sexual abuse cases; and developing procedures for establishing and managing child-centered interview rooms. Funding is divided between the U.S. Department of Health and Human Services (which receives 85 percent of the total for state efforts), and OVC (which receives the remaining 15 percent for tribal efforts). Up to \$20.0 million must be used annually to improve the investigation, handling, and prosecution of child abuse cases.

After funding is allocated for the above purpose areas, the remaining funds are available for the following:

- Victims of Crime Act (VOCA) Victim Compensation - Victim Compensation Formula Grant Program. Of the remaining amounts available, up to 47.5 percent may support grant awards to state crime victims compensation programs to reimburse crime victims for out-of-pocket expenses related to their victimization such as medical and mental health counseling expenses, lost wages, funeral and burial costs, and other costs (except property loss) authorized in a state’s compensation statute.

Annually, OVC awards each state at 60 percent of the total amount the state paid to victims from state funding sources two years prior to the year of the federal grant award. If the amount needed to reimburse states for payments made to victims is less than the 47.5 percent allocation, any remaining amount is added to the Victim Assistance Formula Grant Program funding.

Currently, all 50 states, the District of Columbia, the U.S. Virgin Islands, the Commonwealth of Puerto Rico, and the territory of Guam have victim compensation programs. State compensation programs will continue to reimburse victims for crime related expenses authorized by VOCA as well as cover limited program administrative costs and training.

- Victims of Crime Act (VOCA) Victim Assistance - *Victim Assistance Formula Grant Program*: 47.5 percent of the remaining balance plus any funds not needed to reimburse victim compensation programs at the 60 percent prior year payout amount are available to support state and community-based victim service program operations. All 50 States plus the District of Columbia, Puerto Rico, and the U.S. Virgin Islands receive a base level of funding plus a percentage based on population. The base funding level is \$0.5 million, and the Northern Mariana Islands, Guam, American Samoa, and Palau receive a base of \$0.2 million in addition to funding based off population. Each year, states are awarded VOCA victim assistance funds to support community-based organizations that serve crime victims. Grants are made to domestic violence shelters; rape crisis centers; child abuse programs; and victim service units in law enforcement agencies, prosecutors' offices, hospitals, and social service agencies. These programs provide services including crisis intervention, counseling, emergency shelter, criminal justice advocacy, and emergency transportation. States will continue to sub-grant funds to eligible organizations to provide comprehensive services to victims of crime.
- Discretionary Grants/Activities Program - *National Scope Training and Technical Assistance and Direct Services to Federal, Tribal and Military Crime Victims*: VOCA authorizes OVC to use up to five percent of funds remaining in the Crime Victims Fund, after statutory set-asides and grants to states, to support national scope training and technical assistance; demonstration projects and programs; program evaluation; compliance efforts; fellowships and clinical internships; carry out training and special workshops for presentation and dissemination of information resulting from demonstrations, surveys, and special projects; monitor compliance with guidelines for fair treatment of crime victims and witnesses issued under the Victim and Witness Protection Act as well as the Attorney General's Guidelines for Victim and Witness; develop services and training in coordination with federal, military, and tribal agency to improve the response to the needs of crime victims; coordinate victim services provided by the Federal Government with victim services offered by other public agencies and nonprofit organizations; and support direct services to Federal crime victims including for the financial support of emergency services to victims of Federal crime. At least 50 percent of the total discretionary funding must be allocated for national scope training and technical assistance, and demonstration and evaluation projects. The remaining amount is allocated for efforts to improve the response to the needs of Federal crime victims.
- Antiterrorism Emergency Reserve Fund - The Director of OVC is authorized to set aside up to \$50.0 million in the Antiterrorism Emergency Reserve to meet the immediate and longer-term needs of terrorism and mass violence victims by providing: 1) supplemental grants to states for victim compensation; 2) supplemental grants to states for victim assistance; and 3) direct reimbursement and assistance to victims of terrorism occurring abroad.

The Victims of Trafficking and Violence Prevention Act of 2000 (P.L. 106-386), authorized the establishment of an International Terrorism Victim Expense Reimbursement Program for victims of international terrorism, which includes all U.S. nationals and officers or employees of the U.S. government (including members of the Foreign Service) injured or killed as a result of a terrorist act or mass violence abroad. Funds for this initiative are provided under the Antiterrorism Emergency Reserve and may be used to reimburse eligible victims for expenses incurred as a result of international terrorism. In addition, funds may be used to pay claims from victims of past terrorist attacks occurring abroad from 1988 forward.

For additional information and a complete listing of OJP programs, please visit <http://www.ojp.gov>.

2. Performance and Resource Tables

PERFORMANCE AND RESOURCES TABLE											
Appropriation: Crime Victims Fund DOJ Goal and Objective: Goal 2, Objective 2.3											
WORKLOAD/RESOURCES		Final Target		Actual		Projected		Changes		Requested (Total)	
		FY 2012		FY 2012		FY 2013		Current Services Adjustments and FY 2014 Program Changes		FY 2014 Request	
Workload											
Number of solicitations released on time versus plan		27		28		TBD ¹		TBD		TBD ¹	
Percent of awards made against plan		90%		94%		90%		0		90%	
Total Dollars Obligated		\$705,000		694,903		\$705,000		\$95,000		\$800,000	
-Grants		\$641,447		581,060		\$589,503		\$79,437		\$668,939	
-Non-Grants		\$63,553		113,843		\$115,497		\$15,563		\$131,061	
Percent of Dollars Obligated to Funds Available in the FY											
-Grants		91%		84%		84%		84%		84%	
-Non-Grants		9%		16%		16%		16%		16%	
Total Costs and FTE (reimbursable FTE are included, but reimbursable costs are bracketed and not included in the total)		FTE	\$000	FTE	\$000	FTE	\$000	FTE	\$000	FTE	\$000
			\$705,000		\$694,903		\$705,000		\$95,000		\$800,000
TYPE/ STRATEGIC OBJECTIVE	PERFORMANCE	FY 2012		FY 2012		FY 2013		Current Services Adjustments and FY 2014 Program Changes		FY 2014 Request	
Long Term/ Outcome	Ratio of victims that received Crime Victims Fund assistance services to the total number of victimizations	0.217		TBD ²		0.225		0.008		0.233	
Long Term/ Outcome	Ratio of Crime Victims Fund compensation dollars allocated to total economic loss incurred by victims of crime	0.0151		TBD ³		0.0160		0.0009		0.0169	
Annual/ Output	Number of victims that received Crime Victims Fund assistance services	4.58M		TBD ³		4.72M		0.14M		4.86M	
Annual/ Outcome	Percent of violent crime victims that received help from victim agencies	12.9%		TBD ²		13.4%		0.6%		14%	

¹ The FY 2013 and FY 2014 targets will be established upon appropriation of FY 2013 and FY 2014 funds.

² FY 2012 data will be available October 2013.

³ FY 2012 data will be available May 2013.

PERFORMANCE MEASURE TABLE

Appropriation: Crime Victims Fund

DOJ Goal and Objective: Goal 2, Objective 2.3

Performance Report and Performance Plan Targets		FY 2006	FY 2007	FY 2008	FY 2009	FY 2010	FY 2011	FY 2012		FY 2013	FY 2014
		Actual	Actual	Actual	Actual	Actual	Actual	Target	Actual	Target	Target
Outcome	Ratio of victims that received Crime Victims Fund assistance services to the total number of victimizations	0.158	0.192	0.177	0.176	0.192	0.163 ⁶	0.217	TBD ⁴	0.225	0.233
Outcome	Ratio of Crime Victims Fund compensation dollars allocated to total economic loss incurred by victims of crime	0.0090	0.0097	0.0093	0.0101	0.0114	0.0139	0.0151	TBD ⁵	0.0160	0.0169
Outcome	Percent of violent crime victims that received help from victim agencies	7.4%	8.6%	6.5% ²	6.6%	19%	8.6% ⁶	12.9%	TBD ⁴	13.4%	14%
Output	Number of victims that received Crime Victims Fund assistance services	3.8M ²	4.1M ²	3.8M	3.5M	3.6M	3.8M	4.58M	TBD ⁵	4.72M	4.86M

¹ FY 2011 data will be available December 2012.

² Actual values were revised after a data verification review.

⁴ FY 2012 data will be available October 2013.

⁵ FY 2012 data will be available May 2013.

⁶ BJS has revised the enumeration method for the 2011 NCVS estimates. Estimates from 2011 include a small number of victimizations, referred to as series victimizations, using a new counting strategy. High-frequency repeat victimizations, or series victimizations, are six or more similar but separate victimizations that occur with such frequency that the victim is unable to recall each individual event or describe each event in detail. Including series victimizations in national estimates can substantially increase the number and rate of violent victimization; however, trends in violence are generally similar regardless of whether series victimizations are included. See Methods for Counting High-Frequency Repeat Victimizations in the National Crime Victimization Survey for further discussion of the new counting strategy and supporting research.

3. Performance, Resources, and Strategies

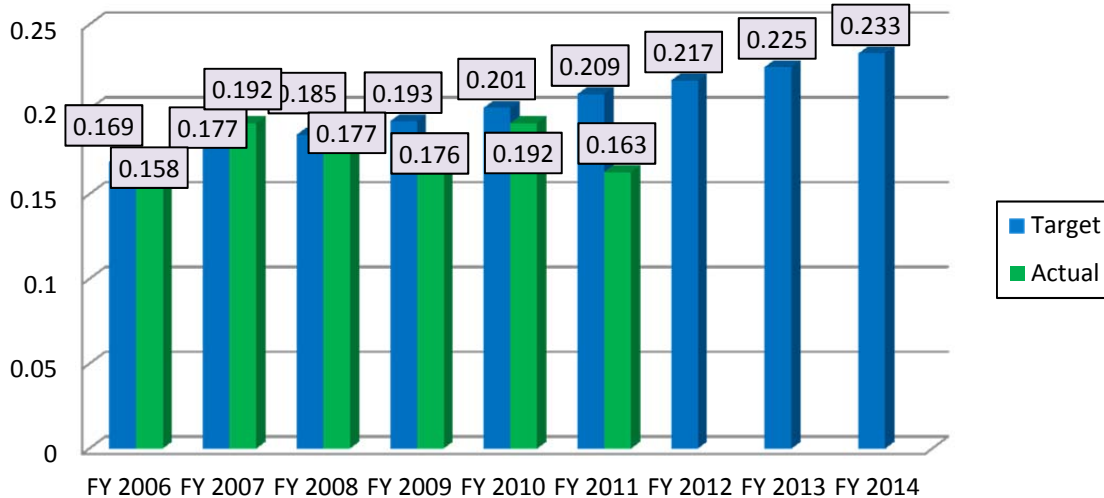
Crime Victims Fund

a. Performance Plan and Report for Outcomes

Crime Victims Fund (CVF) programs are administered by the Office for Victims of Crime (OVC). The mission of OVC is to enhance the Nation’s capacity to assist crime victims and to provide leadership in changing attitudes, policies, and practices that promote justice and healing for all victims. Congress formally established OVC in 1988 through an amendment to the 1984 Victims of Crime Act (VOCA) to provide leadership and funding on behalf of crime victims.

CVF programs continue to provide federal funds to support victim compensation and assistance programs across the Nation. CVF’s performance was favorably reflected by the performance measure, “Ratio of victims that received Crime Victims Fund assistance services to the total number of victimizations.” In FY 2011, OVC achieved an actual ratio of 0.163, which was 78 percent of the target of 0.209. VOCA allocations and the number of victims served are subject to fluctuate.

Ratio of Victims that Received Victims Assistance Services to the Number of Victimizations



FY 2012 data will be available October 2013

b. Strategies to Accomplish Outcomes

CVF programs support DOJ Strategic Goal 2.2: *Prevent and intervene in crimes against vulnerable populations; uphold the rights of, and improve services to, America's crime victims; OJP Strategic Goal 2: Protect vulnerable populations, especially children, from victimization and improve services to victims of crime; and OJP Strategic Objective 2.3: Improve services for crime victims through capacity-building; evidence-based support and assistance; and compensation.* OVC provides compensation and services for victims and their survivors from the CVF.

OJP supports victims in a variety of ways, including working with victims of domestic and international human trafficking, recovering children who have been removed from the U.S., supporting victims of violence against women, and meeting the unique needs of victims in Indian Country. Specific strategies that are implemented include development of victim outreach tools in languages other than English and training on facilitating support meetings for victims of traumatic loss.

V. Program Increases by Item

V. Program Increases by Item

Item Name:	Personnel and Resources for OJP Operations
Budget Appropriation:	Salaries and Expenses/Management and Administration
Organizational Program:	Office of the Chief Financial Officer Office of Audit, Assessment and Management
Ranking:	N/A
Program Increase:	Positions 10 FTE 10 Dollars \$0

Description of Item

In FY 2014, the President's Budget requests an increase to its authorized position ceiling from 702 to 712. The FTE request will increase from 601 to 611. This increase in authorized levels would allow OJP to convert 10 existing contractor staff to federal employees via insourcing, resulting in a total cost savings of nearly \$1.0 million annually. (Because salary and benefits costs are incurred over the course of a full year, it will take approximately 6 to 12 months for OJP to begin to realize the savings from the position conversions discussed in this request.) These personnel and resources are essential to OJP's efforts to fulfill its stewardship obligations, ensure transparency and accountability in the use of federal grant funding, and improve the efficiency and productivity of its day-to-day operations.

Since FY 2011, OJP has instituted several workforce strategies to maximize efficiencies while minimizing administrative costs. The implementation of OJP's Voluntary Early Retirement Authority (VERA) and Voluntary Separation Incentive Payment (VSIP) authorities in FY 2012, the Department's targeted hiring freeze that was in effect until the end of the 2012, and OJP's continued managed hiring strategy have and will continue to produce savings; however, these measures have also resulted in a reduced federal workforce. It is therefore essential for OJP to invest in training its remaining employees to ensure OJP has the appropriate knowledge, skills and abilities to meet its critical mission. For that reason, OJP plans to reinvest the cost savings realized per this request for continued investment in the training of OJP's workforce.

OJP is also committed to making the best possible cost/benefit choices for training and will continue to pursue no-cost training where possible. OJP will also take advantage of potential savings from offering OJP-wide training to address core competencies, such as management and supervision and communication.

Justification

Currently, OAAM funds a contract that supports OJP's conduct of internal control reviews for a wide range of OJP financial, grants management, and information technology activities and operations, as required under OMB A-123 requirements. The contractors' responsibilities include assessing internal controls to identify weaknesses and needed improvements to OJP policies and procedures; providing recommendations to address these issues; and monitoring follow-up activity to ensure proper corrective actions are developed and implemented by OJP

components. In addition, they assist with the development of improved procedures and internal controls to prevent waste, fraud and abuse. The annual cost of the contract is \$782,716 to support four on-site contractors that manage tasks that are not temporary in nature and are a part of OJP's ongoing internal control responsibilities. OJP proposes to insource these four positions at the GS-12 level. Given the annual amount for salaries and benefits (\$389,336), this proposal represents an annual cost savings of \$393,380.

OJP's Office of Audit, Assessment, and Management (OAAM) is funding a contract that supports single and grant audit activity, which involves the analysis of grantees' audits and submitted supporting documentation to determine if the information adequately addresses the audit recommendations. The audit specialists provide assistance to grant recipients in developing adequate corrective action plans to address audit findings and recommendations. This work includes ongoing communication with the grantees to monitor the progress of grantees in implementing corrective actions, serve as a liaison between the grantee, program offices, and OIG to resolve issues related to the audit, provide guidance on proper supporting documentation, and routinely following up with the grantee to ensure responses are received within requested timeframes. Audit specialists are also responsible for preparing correspondence to grantees formally requests documentation or communicate OJP and Office of the Inspector General (OIG) determinations relating to audits and preparing status updates for transmission to OIG. The annual cost of this contract is \$808,697 and supports four on-site contractors. OJP proposes to hire the four request positions at the GS-12 level. Given the annual amount for salaries and benefits (\$389,336), this proposal represents an annual cost savings of \$419,361.

The Finance, Accounting and Analysis Division (FAAD) of OJP's Office of the Chief Financial Officer (OCFO) funds a contract for six Accounting Reports Branch (ARB) staff positions that support the development of OJP's quarterly and annual financial statements. The financial statements are critical to the development of the Department's consolidated financial statements and their accuracy ensures a successful outcome on the OJP and Departmental annual financial statement audit. In addition, the contractors support the preparation of numerous other reports that are required by OMB and the Department of the Treasury. Like many positions within OJP, it is extremely beneficial to have staff with institutional knowledge coupled with continuity. However, achieving that with contractor staff can be challenging. ARB has experienced quite a bit of contractor staff turnover within the last year and a half. The personnel clearance process, as well as the time it takes to train new contractors, can have a negative impact on the financial statement reporting process, increasing the risk of OJP not meeting required deadlines. OJP proposes to insource two of the six positions at the GS-9 through GS-13 level. Given the annual amount for salaries and benefits (\$264,000), this proposal represents an annual cost savings of \$184,000.

V. Program Increases by Item

Item Name:	Research, Development, and Evaluation Program
Budget Appropriation:	Research, Evaluation, and Statistics
Strategic Goal & Objective:	DOJ Strategic Goal 3, Objective 3.1 OJP Strategic Goal 6, Objective 6.1
Organizational Program:	National Institute of Justice
Ranking:	2 of 32
Program Increase:	Positions 0 FTE 0 Dollars +\$4,500,000

Description of Item

In FY 2014, the President's Budget requests \$44.5 million for the National Institute of Justice (NIJ) base budget for research, development, and evaluation, an increase of \$4.5 million above the FY 2012 Enacted level. The requested funds will support grants and agreements to build research knowledge and translate it into practice and policy to improve the justice system.

NIJ's strategic plan for these funds centers on *translational research* to transform criminal justice practice and policy. NIJ's strategic plan for translational research has four essential components: (1) generating knowledge; (2) building and sustaining the research infrastructure; (3) supporting the adoption of research evidence in practice and policy; and (4) innovative dissemination and communication. Together, they provide the means to reach the strategic goal of Translating Research into Policy and Practice.

These four interlocking objectives build on NIJ's ongoing investments in social, physical, and forensic science and extend their impact by connecting the research more explicitly with effective criminal justice practice and policy. The proposed allocation for each objective of NIJ's base funding (\$40.0 million) and of this enhancement (\$4.5 million) is described below.

1. Generating Knowledge (\$1M): The largest portion of NIJ's base funding supports the generation of new knowledge on crime and justice. These funds support both social science and physical science (science and technology) research and evaluation. The enhancement funds will support visiting research fellows and visiting practitioner fellows in 2013.

Core areas of knowledge development in the *behavioral and social sciences* will include pursuit of broad knowledge goals in the areas of crime prevention, policing, corrections (including community supervision of offenders), violence, victimization, and crime and safety issues affecting American Indians and Alaskan Natives. Core areas of knowledge development in physical/technical science will include reducing officer injuries and fatalities; improving at-the-scene information for public safety officers, particularly during critical incidents; improving criminal justice decision-making through enhanced knowledge management; improving the safety and effectiveness of in-community supervision;

improving the safety and effectiveness of less lethal devices while enhancing public safety; and research and testing to ensure the safety and effectiveness of the equipment used by criminal justice agencies.

2. Building and Sustaining the Research Infrastructure (\$1.0M): The report of the National Research Council, “Strengthening the National Institute of Justice,” urges greater investments in the research infrastructure through programs like the Graduate Fellowship Program and the National Archive of Criminal Justice Data. Enhancement funding will allow NIJ to increase its investment in secondary data analysis and in outreach to university-based research community (particularly to historically Black and Hispanic colleges and universities, through the DuBois Fellowship program).
3. Supporting evidence-adoption in practice and policy (\$1.0M): This objective supports the operations of NIJ’s information clearinghouse, the National Criminal Justice Reference Service (NCJRS). Enhancement funding will increase NIJ’s ability to use 21st century technology to more broadly disseminate NIJ’s research findings.
4. Knowledge translation through effective communication and dissemination (\$1.5M): NIJ plans to build on its track record for efficient, targeted research communications that inform practitioners and policy makers. With this enhancement, NIJ will produce more synthesis products, which summarize a large body of research for practitioner and policymaker audiences. NIJ also intends to expand its efforts to take a “layered” approach to dissemination by making research findings available in many different formats, customized to the diverse audiences that NIJ serves. This approach will include producing a number of high-quality videos that contain real-world, real-life examples of how research has been used by practitioners and policy makers to provide a clear image of how research can change policy and practice.

All grant recipients will:

- Perform activities that will increase our knowledge about crime and justice;
- Measure and report their performance as required under the conditions of NIJ research grants; and
- Submit work products (e.g., progress reports, final technical reports, prototypes) with the greatest potential of improving the justice system as well as reducing and controlling crime.

Justification

The simple yet powerful idea of translational research – a cornerstone of medical and other research – provides a compelling framework to organize NIJ’s work of building a cumulative body of research knowledge and translating it into practice and policy. To prevent, reduce and manage crime, scientific discoveries must be translated into policy and practice. As the research, development, and evaluation arm of the Department of Justice, NIJ is committed to the goal of translational research. Through translational research, NIJ’s seeks to break down barriers between basic and applied research by creating a dynamic “*knowledge creation*” interface

between research and practice: scientists who discover new tools/ideas for use in the field and evaluate their impact, and practitioners who offer new observations from the field that stimulate basic investigations. Also, in FY 2014, NIJ will conduct a robust series of research and evaluation activities funded within its base program funding, including the Evaluation Clearinghouse/What Works Repository.

Impact on Performance

This initiative will support DOJ's Strategic Goal 3: Ensure and support the fair, impartial, efficient, and transparent administration of justice at the federal, state, local, tribal, and international levels; DOJ Strategic Objective 3.1: Promote and strengthen relationships and strategies for the administration of justice with state, local, tribal, and international law enforcement; OJP Strategic Goal 6: Develop and disseminate research and statistics that inform criminal and juvenile justice policy and improve outcomes; and OJP Objective 6.1: Develop innovative social, forensic, and physical sciences research and rigorous program evaluation that support and advance criminal and juvenile justice policy and decision-making.

The NIJ Base Budget will support grants and agreements to build research knowledge and translate it into practice and policy to improve the justice system. The additional funding will funds will support grants and agreements to support the goal of this initiative, which is to translate research evidence in ways that speed and expand the adoption of science-based solutions to crime problems, which will, in turn, make justice process more efficient and effective, and enhance public safety throughout our communities and neighborhoods.

Funding

Base Funding

FY 2012 Enacted				FY 2013 CR				FY 2014 Current Services			
Pos	Agt/ Atty	FTE	\$(000)	Pos	Agt/ Atty	FTE	\$(000)	Pos	Agt/ Atty	FTE	\$(000)
			\$40,000				\$40,000				\$40,000

Personnel Increase Cost Summary

Type of Position	Modular Cost per Position (\$000)	Number of Positions Requested	FY 2014 Request (\$000)	FY 2015 Net Annualization (change from 2014) (\$000)	FY 2016 Net Annualization (change from 2015) (\$000)
Total Personnel					

Non-Personnel Increase Cost Summary

Non-Personnel Item	Unit Cost	Quantity	FY 2014 Request (\$000)	FY 2015 Net Annualization (Change from 2014) (\$000)	FY 2016 Net Annualization (Change from 2015) (\$000)
Total Non-Personnel			\$4,500		

Total Request for this Item

	Pos	Agt/ Atty	FTE	Personnel (\$000)	Non- Personnel (\$000)	Total (\$000)	FY 2015 Net Annualization (Change from 2014) (\$000)	FY 2016 Net Annualization (Change from 2015) (\$000)
Current Services					\$40,000	\$40,000		
Increases					\$4,500	\$4,500		
Grand Total					\$44,500	\$44,500		

V. Program Increases by Item

Item Name:	CVF Cap Increase
Budget Appropriation:	Crime Victims Fund
Strategic Goal & Objective:	DOJ Strategic Goal 2, Objective 2.2 OJP Strategic Goal 2, Objective 2.3
Organizational Program:	Office for Victims of Crime
Ranking:	3 of 32
Program Increase	Positions 0 FTE 0 Dollars +\$95,000,000

Description of Item

In FY 2014, the President's Budget requests \$800.0 million for the Crime Victims Fund (CVF) annual obligation limitation, an increase of \$95.0 million above the FY 2012 Enacted level. This program provides a combination of formula and discretionary funding to reduce gaps in current victim services to help address the needs of crime victims across this Nation. As a result of the Victims of Crime Act (VOCA) of 1984 formulation provisions, the overwhelming majority of the CVF funding increase would go directly to the states to stabilize and sustain state victim assistance programs. This funding is directed to all types of crime victims, but priority is given to victims of domestic violence, sexual assault, child abuse, and "underserved" victims. Thanks to robust collections by the federal courts in recent years, it is possible to raise the total appropriations cap for the CVF without threatening its stability in future years. As these non-taxpayer revenues have already been collected and deposited into the Fund, raising the annual cap does not add to the national deficit or debt.

Vision 21 (\$45.0M): Vision 21 is a strategic planning initiative based on an 18-month national assessment by OVC that systematically engaged the crime victim advocacy field and other stakeholder groups in assessing current and emerging challenges—and opportunities—facing the field. The initiative is designed to address identified needs including the need for more victim-related data, research and program evaluation; holistic legal assistance for crime victims; resources for tribal victims; and capacity building to provide technology- and evidence-based training and technical assistance.

Of the \$45.0 million requested for Vision 21, \$20.0 million will be used to support Tribal Assistance for Victims of Violence and \$25.0 million will be used for additional victims' services and initiatives. These assistance programs are designed to develop an enhanced capacity for communities and the criminal and tribal justice systems to provide a culturally appropriate response to victims of crime, their families, and communities.

Victims of Trafficking Grants (\$10.0M): Focused on domestic victims, which will support specialized services to victims of human trafficking. Victims of trafficking funds will also be used to provide training and technical assistance to victim service providers, law enforcement agencies, prosecutorial agencies, faith-based organizations, and medical and mental health professionals.

Justification

Every year, state VOCA victim assistance grants provide vital direct assistance that support more than 4,000 agencies nationwide in providing services to an average of 3.7 million victims of assault, robbery, gang violence, intoxicated drivers, fraud, elder abuse, domestic violence, child abuse and neglect, sexual assault, stalking and survivors of homicide, and many others.

Over 87 percent of CVF dollars go directly to state compensation and assistance programs for crime victims. CVF funds reimburse state victim compensation programs for 60 percent of the cost of their compensation payouts for victims of crime and, in FY 2010, provided more than 58 percent of funding for state assistance programs. CVF funds are essential to permit states to continue to offer the full range of services to crime victims.

Victim service providers are increasingly challenged for resources in the wake of the Great Recession, forcing many to curtail specialized services, reduce staff or their outreach operations, and, in some cases, close their doors altogether. A recent report by the Bureau of Justice Statistics (BJS) titled “Use of Victim Service Agencies by Victims of Serious Violent Crime, 1993-2009,” found that in 2009, only nine percent of serious violent crime victims received assistance from a victim service agency. Additionally, there is an expanding need for services for traditionally underserved victims. The growth in these groups is a challenge for already tight budgets. For example, older persons (65 and older) are increasing in number, but many are left with no family or caregivers. For the elder population, risk of domestic violence and exploitation at the hands of partners and caregivers has been well documented. Social isolation and marginalization, emotional vulnerability, complex multijurisdictional issues, and in some cases, unique cultural factors compound the difficulties of developing victim service responses to these groups.

According to the National Coalition Against Domestic Violence, one out of every four American women will experience domestic violence at some point in her life. A National Institute of Justice and Centers for Disease Control-funded study found that approximately 1.3 million women and 835,000 men are victims of domestic violence each year. Findings from the National Violence Against Women Survey found that one out of three American Indian and Alaska Native women is raped in her lifetime.

Since the passage of the Violence Against Women Act in 1994, OJP has worked closely with the Office on Violence Against Women (OVW) to support a variety of programs designed to assist victims of domestic violence, sexual assault, and stalking, and to hold offenders accountable for their actions. Increased awareness of these crimes and an improved criminal justice response has created a growing demand for services. The National Network to End Domestic Violence recently reported that more than 67,000 victims were able to be served in one day in 2011 (89 percent of identified local domestic violence programs in the U.S. and territories participated in

the 2011 National Census of Domestic Violence Services). While 36,332 domestic violence victims found refuge in emergency shelters or transitional housing provided by local domestic violence programs that day, sadly the number of victims able to be served represents a 4.5 percent decrease from those clients who were able to be served in 2010. This translates into more than 10,500 requests for services that were unmet due largely to a lack of resources (a 14.4 percent increase of unmet requests over 2010). With current economic pressures, victim services programs struggle to handle the workloads. A 2010 national survey by the National Alliance to End Sexual Violence found that 72 percent of rape crisis centers experienced funding losses in the past year, 57 percent experienced a reduction in staffing, 25 percent currently have a waiting list for services, and funding cuts have resulted in an overall 50 percent reduction in the provision of advocacy services.

There is also an acute need for crime victims across the country to have greater access to free or affordable legal services to help them access support, protect their rights in the criminal justice process, and receive compensation and restitution for losses and harms suffered. This is especially true for victim populations that have traditionally been underserved. According to the National Crime Victim Law Institute (NCVLI), victims of crimes such as human trafficking and commercial sexual exploitation of children who are represented by counsel are “better situated to assert their rights and stop intrusive discovery practices.” NCVLI also stresses that, “victims of cybercrimes, such as identity theft and online fraud, are in need of legal assistance as they navigate the complex legal issues and attempt to understand their rights.”

As state resources have been uncertain in recent years, an increased CVF obligation limitation would allow the states to stabilize existing victim service programs and expand services to victims of crimes.

Impact on Performance

The \$95.0 million increase in the CVF annual obligation limit will support *DOJ Strategic Goal 2: Prevent crime, protect the rights of the American people, and enforce Federal law; DOJ Strategic Objective 2.2: Prevent and intervene in crimes against vulnerable populations; uphold the rights of, and improve services to, America’s crime victims; OJP Strategic Goal 2: Protect vulnerable populations, especially children, from victimization and improve services to victims of crime; and OJP Strategic Objective 2.3: Improve services for crime victims through capacity-building; evidence-based support and assistance; and compensation.* The increase in the CVF annual obligation limit will solve several critical issues facing the states, including:

- Shoring up funding support for lifeline services to victims identified as “priority” in VOCA, including victims of child abuse, domestic violence, and sexual assault; and
- Providing crucial resources to extend services to more victims, including some of our most vulnerable populations such as children, elders, women, and boys and young men of color.

Funding

Base Funding

FY 2012 Enacted				FY 2013 CR				FY 2014 Current Services			
Pos	Agt/ Atty	FTE	\$(000)	Pos	Agt/ Atty	FTE	\$(000)	Pos	Agt/ Atty	FTE	\$(000)
			\$705,000				\$705,000				\$705,000

Personnel Increase Cost Summary

Type of Position	Modular Cost per Position (\$000)	Number of Positions Requested	FY 2014 Request (\$000)	FY 2015 Net Annualization (change from 2014) (\$000)	FY 2016 Net Annualization (change from 2015) (\$000)
Total Personnel					

Non-Personnel Increase Cost Summary

Non-Personnel Item	Unit Cost	Quantity	FY 2014 Request (\$000)	FY 2015 Net Annualization (change from 2014) (\$000)	FY 2016 Net Annualization (change from 2015) (\$000)
Total Non-Personnel			\$95,000		

Total Request for this Item

	Pos	Agt/ Atty	FTE	Personnel (\$000)	Non-Personnel (\$000)	Total (\$000)	FY 2015 Net Annualization (change from 2014) (\$000)	FY 2016 Net Annualization (change from 2015) (\$000)
Current Services					\$705,000	\$705,000		
Increases					\$95,000	\$95,000		
Grand Total					\$800,000	\$800,000		

V. Program Increases by Item

Item Name: **Byrne Justice Assistance Grant (JAG) Program**

Budget Appropriation: State and Local Law Enforcement Assistance

Strategic Goal & Objective: DOJ Strategic Goal 3, Objective 3.1 and
DOJ Strategic Goal 2, Objective 2.1
OJP Strategic Goal 5; Objective 5.1 and
OJP Strategic Goal 1, Objective 1.3

Organizational Program: Bureau of Justice Assistance

Ranking: 4 of 32

Program Increase: Positions **0** FTE **0** Dollars **+\$25,000,000**

Description of Item

In FY 2014, the President's Budget requests \$395.0 million for the Edward Byrne Justice Assistance Grant (JAG) program, an increase of \$25.0 million above the FY 2012 Enacted funding level. This request includes \$15.0 million for the Preventing Violence Against Law Enforcement and Ensuring Officer Resilience and Survivability (VALOR) Initiative, an increase of \$13.0 million above the FY 2012 level of \$2.0 million. The FY 2014 budget request also includes \$2.5 million for a Plebiscite on the Future Political Status of Puerto Rico. In addition, the request includes \$10.0 million for Smart Policing and \$5.0 million for Smart Prosecution as well as \$2.0 million for State and Local Assistance Help Desk and Diagnostic Center (E2I) and \$2.0 million for State and Local Antiterrorism Training (SLATT).

JAG grants are the primary source of flexible federal criminal justice funding for state, local, and tribal jurisdictions. This funding supports all components of the criminal justice system, from multijurisdictional drug and gang task forces to crime prevention and domestic violence programs, courts, corrections, treatment, and justice information sharing initiatives. Projects funded by JAG awards address crime through direct services to individuals and communities and improve the effectiveness and efficiency of state, local and tribal criminal justice systems.

The VALOR Initiative supports a wide range of multi-level training that will promote a culture of safety within agencies and personnel—and, ultimately, save officers' lives by helping them better prepare themselves for the unique dangers of their profession. Since its inception, VALOR has trained close to 8,000 law enforcement professionals throughout the nation and continues to receive high praise and feedback from the law enforcement community. During this same time, DOJ and VALOR worked tirelessly to disseminate trainings to promote officer safety and increase officer safety awareness with the goal of reducing the number of fatalities from previous years. The VALOR trainings consist of Regional Training Sessions, Executive Briefings, On-Line Training, Specialized Training and Train-the-Trainer workshops.

The Smart Policing program will assist in reducing and preventing crime by creating transparency and improving police-citizen communications and interactions. It will provide funding to local law enforcement agencies to develop effective and economical solutions to specific crime problems within their jurisdictions. Participating agencies and their research partners will identify a specific crime issue through careful, rigorous analysis and develop strategies and tactics to resolve or mitigate the problem -- resulting in smarter policing and safer neighborhoods.

The Smart Prosecution program will provide funding to county and city prosecutors to use local criminal justice data to be smart on crime, developing effective and economical prosecution strategies to specific crime problems in their jurisdictions.

The Plebiscite on the Future Political Status of Puerto Rico will support nonpartisan voter education about and a plebiscite on the future political status of Puerto Rico. The results of a 2011 ballot measure indicate that a majority of Puerto Ricans favor taking action to change the nature of their political relationship with the United States. Providing support for a nonpartisan effort to prepare for and organize this plebiscite is consistent with the Administration's strong support of Puerto Rican self-determination and its ongoing commitment to supporting fair elections throughout the United States and its territories.

Justification

Due to the slow pace of the economy and a series of fiscal crises affecting state and local governments, many state, local, and tribal governments must reduce their support for law enforcement and criminal justice programs. These funding reductions mean that JAG awards will become more important than ever to state and local jurisdictions looking for reliable funding sources to support innovative programs that will help them accomplish more with their limited resources.

This training provided through the VALOR Initiative is designed to create alert, knowledgeable officers and encourage supervisors and executives to focus on officer safety issues. The ordinary, day-to-day business of law enforcement carries many potential risks, including domestic disturbances, mentally ill individuals, anti-government groups, and criminals who resist arrest. By promoting a culture of safety within state, local, and tribal law enforcement agencies, VALOR will help them respond to this growing threat and ensure that their officers are prepared in the event that they do encounter violence in the line of duty. VALOR will provide effective training for active shooter situations for 14,000 law enforcement officers, first responders, and school officials. One of the best ways to minimize the loss of life in a mass shooting is to make sure law enforcement, first responders, school officials, and others are prepared to respond to an active shooter.

Many local jurisdictions in the United States are facing declining state and local revenues. The weakened economy, exacerbated by substantial unemployment, could usher in a period of increased crime and calls for service. Therefore, the Smart Policing request takes into consideration the concepts of "place-based" and "offender-based" policing and encompasses strategies derived from BJA's Intelligence-Led Policing Initiative and NIJ's Information-Led Policing Initiative. It is well known that crime reports and service calls often cluster

predominately at specific locations or narrow, easily defined areas. Furthermore, while demonstrating that random patrol and rapid response does not measurably reduce crime, research demonstrates that “place-based” or “hot-spot” policing can reduce violent crime and neighborhood disorder through focused, multi-agency efforts in which law enforcement plays an important, if not exclusive role. These findings make a very persuasive case that effective policing requires a tightly focused, collaborative approach that is measurable, based on sound, thorough analysis and includes policies and procedures for accountability.

The founding premise for the Smart Prosecution initiative is that in order to have the safest and most cost-effective criminal justice system, all parties working in the system must use data to inform decision- making. OJP supports using data and research to inform decision- making in the criminal justice system, including policy development at state and local levels through Justice Reinvestment, implementing pretrial risk assessment tools at the county level, and funding practitioner researcher partnerships through the Smart Policing and Smart Probation Initiatives. When an entire criminal justice system uses and shares data and incorporates research about strategies and programs that work, the result is that criminal justice programs have better outcomes, while improving public safety and reducing cost.

Historically, the organizational strategy of a prosecutor’s office was that of a case processor and sanction setter. However, this reactive approach to prosecution has reached its limits as caseloads have grown and crime and disorder continues. Thus, prosecutors have begun to think about a new organizational strategy, identifying a need to be innovative, work with other components of the criminal justice system, and use data to inform their decision-making. This request will assist prosecutors develop and implement new strategies and programs informed by data, encompassing proven prevention, diversion, problem-solving and enforcement strategies.

Impact on Performance

The JAG program, Smart Policing, and Smart Prosecution Initiative support *DOJ Strategic Goal 3: Ensure and support the fair, impartial, efficient, and transparent administration of justice at the federal, state, local, tribal, and international levels; DOJ Strategic Objective 3.1: Promote and strengthen relationships and strategies for the administration of justice with state, local, tribal, and international law enforcement; OJP Strategic Goal 5: Support state, local, and tribal justice systems to ensure the fair and impartial administration of justice; and OJP Strategic Objective 5.1: Increase the nation’s capacity to prevent and control crime through support for the nation’s law enforcement, criminal and juvenile justice systems.* The VALOR Initiative supports *DOJ Strategic Goal 2: Prevent crime, protect the rights of the American people, and enforce Federal law; DOJ Strategic Objective 2.1: Combat the threat, incidence, and prevalence of violent crime; OJP Strategic Goal 1: Enhance state, local, and tribal efforts to prevent and respond to violent crime and acts of terrorism; and OJP Strategic Objective 1.3: Improve the safety and security of law enforcement and first responder community.*

The unfortunate reality is that-despite measured improvements in the overall crime rate-incidents of violence against law enforcement officers are approaching the highest levels seen in nearly two decades. According to statistics from the preliminary 2012 bulletin by the National Law Enforcement Officers Memorial Fund, a total of 127 federal, state, and local law enforcement officers lost their lives in the line of duty. This is devastating and unacceptable, and a cause that

demands our best and most innovative efforts. Therefore, the additional \$13.0 million for VALOR with \$7.0 million of the funds will be used for the active shooter response training.

In addition to these efforts, the funds will be used to support the goal of the Byrne Justice Assistance Grant Program, which is to partner with the field to support a range of program areas, including law enforcement, prosecution and court, prevention and education, corrections and community corrections, drug treatment and enforcement, planning, evaluation, and technology improvement, and crime victim and witness initiatives.

The additional \$10.0 million for the Smart Policing: Evidence-Based Law Enforcement program will be used to support agencies and partnering research organizations to:

- Identify and enhance law enforcement knowledge of effective strategies and tactics;
- Address and reduce crime problems or circumstances; and
- Result in smarter policing and safer neighborhoods.

With the \$5.0 million increase for Smart Prosecution, the expected outcomes are:

- Identification and implementation of data-driven practices and policies;
- Increased data sharing among criminal justice partners;
- More effective administration of justice; and
- Training and technical assistance program based on research findings.

In addition, the Smart Prosecution program will be identified as one of BJA's grant solicitations that will be eligible for incentive funding for applicants that invest Justice Assistance Grant Funds in the program.

Funding

Base Funding

FY 2012 Enacted				FY 2013 CR				FY 2014 Current Services			
Pos	Agt/ Atty	FTE	\$(000)	Pos	Agt/ Atty	FTE	\$(000)	Pos	Agt/ Atty	FTE	\$(000)
			\$470,000*				\$370,000				\$370,000

*This amount includes \$100.0 million in one-time funding provided through the JAG Program in FY 2012 for Presidential Nominating Convention Security, effectively reducing funding for the JAG Program to \$370.0 million in FY 2013.

Personnel Increase Cost Summary

Type of Position	Modular Cost per Position (\$000)	Number of Positions Requested	FY 2014 Request (\$000)	FY 2015 Net Annualization (change from 2014) (\$000)	FY 2016 Net Annualization (change from 2015) (\$000)
Total Personnel					

Non-Personnel Increase Cost Summary

Non-Personnel Item	Unit Cost	Quantity	FY 2014 Request (\$000)	FY 2015 Net Annualization (Change from 2014) (\$000)	FY 2016 Net Annualization (Change from 2015) (\$000)
Total Non-Personnel			\$25,000		

Total Request for this Item

	Pos	Agt/ Atty	FTE	Personnel (\$000)	Non- Personnel (\$000)	Total (\$000)	FY 2015 Net Annualization (change from 2014) (\$000)	FY 2016 Net Annualization (change from 2015) (\$000)
Current Services					\$370,000	\$370,000		
Increases					\$25,000	\$25,000		
Grand Total					\$395,000	\$395,000		

V. Program Increases by Item

Item Name:	Justice Reinvestment Initiative (JRI)
Budget Appropriation:	State and Local Law Enforcement Assistance
Strategic Goal & Objective:	DOJ Strategic Goal 3; Objective 3.3 OJP Strategic Goal 7; Objective 7.2
Organizational Program:	Bureau of Justice Assistance
Ranking:	5 of 32
Program Increase:	Positions 0 FTE 0 Dollars +\$85,000,000

Description of Item

In FY 2014, the President's Budget requests \$85.0 million for the Justice Reinvestment Initiative (JRI). This new initiative will provide targeted technical assistance to help units of state, local, and tribal governments analyze data on their criminal justice systems, identify what factors are driving prison and jail population growth and develop strategies to reduce costs, improve public safety, reduce unnecessary confinement, and help ex-offenders with the transition back into mainstream society. In addition, the new funding will be used to award implementation grants to the jurisdictions which have adopted significant policy and legislative changes resulting from in-depth data analyses and consensus based recommendations. Further, funding will be used to provide incentive grants to participating states to encourage investments in evidence-based criminal justice activities.

“Justice Reinvestment” refers to a data-driven model that:

- Develops and implements evidence-based policy options to manage the growth in corrections expenditures, which generates savings in public revenues, increases the effectiveness of current criminal justice investments, and improves public safety and offender accountability;
- Analyzes criminal justice trends to understand the factors that drive jail and prison population growth;
- Reinvests a portion of the savings into the justice system and the community to further reduce corrections spending and prevent crime; and
- Measures the impact of the policy changes and reinvestment resources and holds policymakers accountable for projected results.

Key requirements for the JRI among the participating states have been: 1) demonstration that leaders from all three branches of government are committed to the goals of justice reinvestment, 2) criminal justice agencies are willing to provide relevant data for analysis, and 3) state officials commit to staff support for the initiative.

Seventeen states are currently engaged in JRI, a public/private partnership involving OJP's Bureau of Justice Assistance (BJA), the Pew Center on the States, the Vera Institute of Justice, and the Council of State Governments Justice Center:

- Five states (Kansas, Missouri, Oregon, South Dakota, and West Virginia) are currently receiving assistance with initial data analysis and policy recommendation development (Phase I).
- In the past year alone, six states (Delaware, Georgia, Hawaii, Louisiana, Oklahoma and Pennsylvania) have passed broad legislative criminal justice reform packages, have been approved for Phase II by BJA and the JRI Steering Committee, and are currently developing detailed implementation plans and requests for Phase II implementation dollars.
- An additional six Phase II states (Arkansas, Kentucky, New Hampshire, North Carolina, Ohio, and South Carolina) previously passed legislative criminal justice reform laws, have developed implementation plans, and have been approved for funding by BJA to kick-start reform and the generation of savings eligible for reinvestment.

With additional funding, OJP would establish a goal of accepting more states into the JRI, as well as moving Phase I states to Phase II. It is during Phase II that jurisdictions build implementation plans to implement the changes agreed upon during Phase I, as well develop accountability systems to track progress toward goals, including reinvesting savings generated by reforms. OJP also proposes to establish a JRI Phase III. Current and future JRI states would be eligible to receive grants of up to \$4.0 million through this phase for incentivizing reinvestment and the implementation of evidence-based practices and programs that support justice system reforms that increase public safety and decrease recidivism, such as:

1. Validation and use of risk and needs assessments for criminal justice decision-making (diversion, pretrial release, sentencing, correctional housing placement, parole, community supervision level, and programming);
2. Community corrections;
3. Designing and implementing a system of incentives and graduated sanctions for those being supervised in the community;
4. Pretrial practices and programs, including pre-trial diversion programs;
5. Programs for high-risk/high-need offenders;

6. Alternatives to incarceration and violation facilities; and
7. Reentry programs.

Some portion of the new funds also will support training and technical assistance. It is contemplated that Phase III Incentive Funding would be awarded to states on a rolling basis after successful completion of JRI Phases I and II, and approval of a statewide implementation plan based on data analysis and evidenced-based practices would be requirements for receiving Phase III funding.

Justification

At the end of 2011, about 2.2 million adults were held in state or federal prison or local jails, and an additional 4.8 million were under adult correctional supervision in the community. State corrections' spending has increased over the past 20 years from \$12 billion in 1987 to \$48 billion in 2007. Local corrections spending have increased from \$6 billion to \$24 billion during the same time period.

There are over 3,200 jails throughout the United States, the vast majority of which are operated by county governments. Each year, these jails will release more than 13 million people back into the community. Local jails interact with a high volume of individuals with relatively short periods of confinement. Varied local government agencies are involved with diverse populations entering the jail and reentering the community. This connection of the local justice system with local community and social services systems provides potential alternatives that impact county government community safety and budget decisions. The number of persons on probation and parole has been increasing. Currently, approximately 5.1 million Americans, or 1 out of every 45 adults, are on probation or parole, an increase of nearly 300 percent since 1980.¹

State, local, and tribal policymakers have insufficient access to detailed, data-driven explanations about changes in crime, arrest, conviction, and jail and prison population trends. The State Criminal Justice Reform and Recidivism Reduction program will help these policy makers develop the information they need to make informed decisions and develop strategies that will reduce criminal justice costs, improve public safety through reduced recidivism, and improve outcomes for offenders reentering the community. Additional funds, in the form of Phase III grants to the jurisdictions committed to implementing reforms will have significant impact in changing criminal justice business processes, decision-making, and outcomes to lower incarceration rates and reinvest savings into programming and services which will hold offenders more accountable and increase public safety.

Impact on Performance

This program enhancement supports *DOJ Strategic Goal 3: Ensure and support the fair, impartial, efficient, and transparent administration of justice at the federal, state, local, tribal, and international levels; DOJ Strategic Objective 3.3: Provide for the safe, secure, humane, and cost-effective confinement of detainees awaiting trial and/or sentencing, and those in the custody*

¹ Jacquelyn Rivers, 2010, *BJA Fact Sheet: Improving Criminal Justice and Reducing Recidivism Through Justice Reinvestment*, Washington, DC: Bureau of Justice Assistance, http://www.ojp.usdoj.gov/BJA/pdf/JRI_FS.pdf.

of the federal prison system; OJP Strategic Goal 7: Promote efforts that improve the security of persons in custody and provide innovative, comprehensive reentry approaches to reduce recidivism and maintain public safety; and OJP Strategic Objective 7.2: Promote innovative and comprehensive reentry approaches to facilitate offenders' successful reintegration into society, consistent with community expectations and standards.

The increase in funding of \$85.0 million will be used to support the goal of this program, which is to develop a data-driven approach to reduce spending on corrections and reinvest identified savings in evidence-based strategies designed to increase public safety and hold offenders accountable. States and localities using the Justice Reinvestment approach collect and analyze data on drivers of criminal justice populations and costs, identify and implement changes that address costs and achieve better outcomes, and measure both the fiscal and public safety impacts of those changes.

Funding

Base Funding

FY 2012 Enacted				FY 2013 CR				FY 2014 Current Services			
Pos	Agt/ Atty	FTE	\$(000)	Pos	Agt/ Atty	FTE	\$(000)	Pos	Agt/ Atty	FTE	\$(000)
			\$0				\$0				\$0

Personnel Increase Cost Summary

Type of Position	Modular Cost per Position (\$000)	Number of Positions Requested	FY 2014 Request (\$000)	FY 2015 Net Annualization (change from 2014) (\$000)	FY 2016 Net Annualization (change from 2015) (\$000)
Total Personnel					

Non-Personnel Increase Cost Summary

Non-Personnel Item	Unit Cost	Quantity	FY 2014 Request (\$000)	FY 2015 Net Annualization (Change from 2014) (\$000)	FY 2016 Net Annualization (Change from 2015) (\$000)
Total Non-Personnel			\$85,000		

Total Request for this Item

	Pos	Agt/ Atty	FTE	Personnel (\$000)	Non- Personnel (\$000)	Total (\$000)	FY 2015 Net Annualization (Change from 2014) (\$000)	FY 2016 Net Annualization (Change from 2015) (\$000)
Current Services					\$0	\$0		
Increases					\$85,000	\$85,000		
Grand Total					\$85,000	\$85,000		

V. Program Increases by Item

Item Name:	Defending Childhood/Children Exposed to Violence
Budget Appropriation:	State and Local Law Enforcement Assistance
Strategic Goal & Objective:	DOJ Strategic Goal 2; Objective 2.2 OJP Strategic Goal 2; Objective 2.2
Organizational Program:	Office of Juvenile Justice and Delinquency Prevention
Ranking:	6 of 32
Program Increase:	Positions 0 FTE 0 Dollars +\$13,000,000

Description of Item

In FY 2014, the President's Budget requests \$23.0 million for the Defending Childhood/Children Exposed to Violence Initiative, an increase of \$13.0 million above the FY 2012 Enacted level. This initiative builds on what has been learned from past and current activities, and will both advance effective practices at the state, local, and tribal levels and increase our knowledge and understanding of the issue, leading to better, more coordinated and comprehensive policy responses.

In FY 2011, DOJ selected six of eight sites to receive grants to implement their comprehensive plans aimed at preventing, mitigating, and responding to children's exposure to violence, including the two tribal sites. In addition, in FY 2011, the Attorney General's Task Force on Children Exposed to Violence was formally launched. This Task Force, comprised of 13 leading experts including practitioners, child and family advocates, academic experts, and licensed clinicians, was responsible for examining the problem of children exposed to violence and for presenting policy recommendations to the Attorney General (AG). The task force completed its work and submitted a comprehensive set of recommendations to the AG in Fall 2012. OJJDP will now move forward with a plan to implement these recommendations. This request for increased funding will ensure that the Children Exposed to Violence program has the resources needed to improve communities nationwide. In FY 2012, DOJ awarded two additional sites grants to implement their comprehensive plans, leveling the funding awarded to the Defending Childhood sites. An award was also made to enhance training and technical assistance efforts for the defending childhood sites. Additionally, the work of the Task Force carried forward and final policy recommendations were presented to the Attorney General in December 2012.

The Defending Childhood/Children Exposed to Violence Program is jointly managed and administered by the OJP, the Office of Community Oriented Policing Services, and the Office on Violence Against Women and will be closely coordinated with the Department of Health and Human Services.

Funding will support the following activities:

- Pilot projects and programs to assist children exposed to violence;
- Pilot projects and programs to implement coordinated, evidence-based intervention and treatment services for children exposed to violence;
- Training for law enforcement officers to assist children exposed to violence and their families;
- Coordination among law enforcement and other relevant support agencies;
- Training and technical assistance for pilot sites; and
- Statistical and evaluative data, which will be used for future efforts addressing appropriate responses to children exposed to violence.

Justification

Every year, millions of children and adolescents in the United States are victimized and exposed to violence in their homes, schools, and neighborhoods. Children who are victims of, or witnesses to, violence may suffer devastating consequences beyond the physical harm. The National Survey on Children Exposed to Violence study found that 60.6 percent of children experienced some type of violence within the past year, either directly or indirectly:

- Nearly one-half of youth were assaulted at least once in 2008;
- More than one in four witnessed a violent act; and
- Nearly one in 10 saw a family member assault another.

With the proper support and opportunities, children can overcome even serious early-life trauma to become successful and productive members of society. Without proper attention and support from informed adults across the community, these children are much more likely to become future victims or offenders.

Impact on Performance

This initiative will support *DOJ Strategic Goal 2: Prevent crime, protect the rights of the American people, and enforce Federal law; DOJ Strategic Objective 2.2, Prevent and intervene in crimes against vulnerable populations; uphold the rights of, and improve services to, America's crime victims; OJP Strategic Goal 2: Protect vulnerable populations, especially children, from victimization and improve services to victims of crime; and OJP Strategic Objective 2.2: Reduce the impacts of children's exposure to violence.*

The increase in funding will support the program's overall goals, which are as follows:

- Reduce childhood exposure to violence by developing and implementing activities in families and communities that prevent children's initial and repeated exposure to violence;
- Increase knowledge and awareness by advancing scientific inquiry on the causes and characteristics of childhood exposure to violence and supporting education and outreach efforts to improve understanding; and
- Reduce the negative impact of childhood exposure to violence by improving systems and services that identify and assist youth and families who have been impacted by violence to reduce trauma, build resilience, and promote healing.

Funding

Base Funding

FY 2012 Enacted				FY 2013 CR				FY 2014 Current Services			
Pos	Agt/ Atty	FTE	\$(000)	Pos	Agt/ Atty	FTE	\$(000)	Pos	Agt/ Atty	FTE	\$(000)
			\$10,000				\$10,000				\$10,000

Personnel Increase Cost Summary

Type of Position	Modular Cost per Position (\$000)	Number of Positions Requested	FY 2014 Request (\$000)	FY 2015 Net Annualization (change from 2012) (\$000)	FY 2016 Net Annualization (change from 2013) (\$000)
Total Personnel					

Non-Personnel Increase Cost Summary

Non-Personnel Item	Unit Cost	Quantity	FY 2014 Request (\$000)	FY 2015 Net Annualization (Change from 2014) (\$000)	FY 2016 Net Annualization (Change from 2015) (\$000)
Total Non-Personnel			\$13,000		

Total Request for this Item

	Pos	Agt/Atty	FTE	Personnel (\$000)	Non- Personnel (\$000)	Total (\$000)	FY 2015 Net Annualization (Change from 2014) (\$000)	FY 2016 Net Annualization (Change from 2015) (\$000)
Current Services					\$10,000	\$10,000		
Increases					\$13,000	\$13,000		
Grand Total					\$23,000	\$23,000		

V. Program Increases by Item

Item Name: **Criminal Justice Statistics Program**

Budget Appropriation: Research, Evaluation, and Statistics

Strategic Goal & Objective: DOJ Strategic Goal 3, Objective 3.1
OJP Strategic Goal 6; Objective 6.1

Organizational Program: Bureau of Justice Statistics

Ranking: 7 of 32

Program Increase: Positions **0** FTE **0** Dollars **+\$7,900,000**

Description of Item

In FY 2014, the President's Budget requests \$52.9 million to support the Criminal Justice Statistics Program, an increase of \$7.9 million above the FY 2012 Enacted level. The Criminal Justice Statistics Program is the base program that supports the overwhelming majority of OJP's statistical studies.

This program is administered by the Bureau of Justice Statistics (BJS), which serves as the principal statistical agency of the Department of Justice as authorized by 42 U.S.C. 3731-3735, and is one of the 13 federal principal statistical agencies of the United States. BJS collects and analyzes statistical data on all aspects of the criminal justice system; assists state, local, and tribal governments in collecting and analyzing justice statistics; and disseminates high value information and statistics to inform policy makers, researchers, criminal justice practitioners and the general public. Funds will be allocated to support:

- Recidivism, Reentry and Special Projects. Funds will be used to support several programs and activities including: (a) the Federal Justice Statistics Program; (b) studies on the recidivism of state prison releases, convicted felons, juvenile offenders, and first-time arrestees; (c) analyses of the wide range of data flowing from the FBI's Uniform Crime Reporting Program and National Incident Based Reporting System (NIBRS); (d) an assessment of administrative data on elder abuse and mistreatment; (e) studies of the justice and regulatory systems response to white collar crime; (f) analyses describing crime and justice on tribal lands; and (g) other special projects.
- Prosecution and Adjudication Statistics. Funds will be used to support several projects and national data collections including: (a) the National Pretrial Reporting Program; (b) the National Judicial Reporting Program; (c) criminal justice employment and expenditures statistics; (d) a survey of state court prosecutors; (e) statistics on the delivery of indigent defense services; and (f) a survey of tribal judicial systems.
- Criminal Justice Data Improvements Program. Funds will be used to support several national programs and activities including: (a) the collection of firearm transaction statistics; (b) the

State Justice Statistics grant program for state statistical analysis centers; (c) a program offering state statistical support and technical assistance; (d) the annual BJS statistical conference; (e) the collection of state estimates of record availability related to prohibiting categories for firearm purchase or possession; and (f) a criminal records technical assistance program for state record repositories.

- Victimization Statistics. Funds will be used to (a) maintain operation of the current NCVS including NCVS supplements such as identity theft and police public contacts; and, (b) support the survey's redesign efforts focused on subnational estimates and the process of incorporating the proceeds of previously-funded redesign projects into the core NCVS operation.
- Law Enforcement Statistics. Funds will be used to support several national data collections including: (a) surveys and censuses of federal, state, local, and tribal law enforcement agencies; (b) surveys of special purpose law enforcement entities; (c) surveys of law enforcement support agencies such as 911 call centers, (d) national statistics on arrest-related deaths, (e) an examination into the capabilities of administrative records to produce trends in officially reported crime and arrest; (f) surveys of the public about police public contact, and (g) design work for statistical programs on crime, arrest, and the police use of force.
- Corrections Statistics. Funds will be used to support several national data collections including: (a) National Prisoner Statistics; (b) Annual Jail Survey; (c) Annual Probation and Parole Census; (d) Jails in Indian Country; (e) National Corrections Reporting Program; (f) Capital Punishment and Sentencing statistics; (g) deaths in custody statistics; (h) special data archiving activities; (i) design and implementation of surveys of inmates in local jail facilities; (j) implementation of an incident-based reporting system on assaults against probation and parole officers; and (k) a survey of prison health care costs.
- Statistical Information publication and dissemination activities. Funds will be used to support BJS information production and publishing activities including, among others: (a) the National Archive of Criminal Justice Data; (b) the National Criminal Justice Reference Service; (c) BJS website operations including usability testing, dynamic data analysis and visualization enhancements, content display and search function improvements, and hosting activities; (d) the continued use of desktop publishing software, training and support services; (e) editorial/report production support; and (f) continued use of media management software, training, and support; and make ongoing enhancements to BJS's technology and data management infrastructure to support information services for customers.
- Support for Federal Statistical Programs, Activities, and Initiatives. Funds will be used to support a variety of federal statistical programs, activities, and initiatives including, among others: (a) investigator initiated small scale studies utilizing BJS data; (b) U.S. Census Bureau work to carry out Interagency Council on Statistical Policy initiatives including the Joint Program on Statistical Methodology; (c) Office of Management and Budget's annual seminar on federal statistics; (d) National Science Foundation's Methodology, Measurement and Statistics Program activities in support of the Interagency Council on Statistical Policy; (e) National Center for Health Statistics as administrator of the Interagency Forum on Child

and Family Statistics; (f) the Statistical Community of Practice and Engagement (SCOPE) initiative; (g) one or more BJS Fellows for technical and analytical assistance on projects; and (h) other priority activities.

Justification

BJS's national data collections play an important role in providing statistical evidence needed for criminal justice policy decision makers. In particular, these programs provide the critical data infrastructure supporting the Administration's commitment to focus on data-driven, evidence- and information-based, "smart on crime" approaches to reduce crime. Requested funding will also allow BJS to explore the feasibility of statistical collections in important topical priority areas:

- Implementation of new national data collections based on administrative record exchanges to describe crimes known to police and persons arrested in a timelier manner and with greater detail than currently available.
- Development of a new statistical data collection, analysis, and reporting system that focuses specifically on parole recidivism, which is a key policy and practice issue related to controlling and managing prison populations.
- Assessment of available data on healthcare fraud and enforcement actions at the state and local level. The assessment will determine whether a national statistical series on incidents of such fraud and the law enforcement actions taken by state and local agencies are feasible.
- Enhancement of existing BJS statistical collections in corrections to examine processes for early release of prison inmates (including compassionate release) for the purposes of understanding how states and the federal prison are using release mechanisms to manage the size of their prison populations and the impacts of early release policies on mortality in prisons.
- Design work for a survey of community supervision officers that focuses on conditions of employment, workload, supervision practices, and safety.

With the requested funding, BJS anticipates that the policymakers, researchers, and people working on the front lines of criminal justice, juvenile justice, and victim services will have much greater access to vital information about their respective interests. The importance of BJS statistical work is demonstrated by the increasing number of citations in social science journals, law reviews and journals, and publications of secondary analyses, which have increased by 53 percent over the last five years. Increased funding will allow BJS to continue to provide the statistical infrastructure that supports and informs the Administration's commitment to focus on data-driven, evidence-based, "smart on crime" approaches to address the Nation's crime and criminal justice issues.

Impact on Performance

This program supports DOJ's Strategic Goal 3: Ensure and support the fair, impartial, efficient, and transparent administration, of justice with state, local, tribal, and international law enforcement; DOJ Strategic Objective 3.1: Promote and strengthen relationships and strategies for the administration of justice with state, local, tribal, and international law enforcement; OJP Strategic Goal 6; Develop and disseminate research and statistics that inform criminal and juvenile justice policy and improve outcomes; and OJP Strategic Objective 6.1: Develop innovative social, forensic, and physical sciences research and rigorous program evaluation that support and advance criminal and juvenile justice policy and decision-making.

An increase to the Criminal Justice Statistics Program provides additional funding for the core annual and periodic statistical data collections that support the following goals:

- To produce national statistics on crime and the administration of justice that can be tracked over time and across geographic areas;
- To improve crime and the administration of justice record keeping by State and local governments and to improve the capacity of States and localities to produce statistics on crime and the administration of justice; and
- To ensure public access to national statistics about crime and the administration of justice.

A fundamental component of the Department's efforts to restore fiscal responsibility is continued investment in a comprehensive program of criminal justice data collection, statistical analysis, research, and evaluation. The BJS information infrastructure is an essential resource that informs the Department's difficult budgetary decisions. It also supports thoughtful long-term strategic planning efforts at all levels of government.

Funding

Base Funding

FY 2012 Enacted				FY 2013 CR				FY 2014 Current Services			
Pos	Agt/ Atty	FTE	\$(000)	Pos	Agt/ Atty	FTE	\$(000)	Pos	Agt/ Atty	FTE	\$(000)
			\$45,000				\$45,000				\$45,000

Personnel Increase Cost Summary

Type of Position	Modular Cost per Position (\$000)	Number of Positions Requested	FY 2014 Request (\$000)	FY 2015 Net Annualization (change from 2014) (\$000)	FY 2016 Net Annualization (change from 2015) (\$000)
Total Personnel					

Non-Personnel Increase Cost Summary

Non-Personnel Item	Unit Cost	Quantity	FY 2014 Request (\$000)	FY 2015 Net Annualization (Change from 2014) (\$000)	FY 2016 Net Annualization (Change from 2015) (\$000)
Total Non-Personnel			\$7,900		

Total Request for this Item

	Pos	Agt/ Atty	FTE	Personnel (\$000)	Non-Personnel (\$000)	Total (\$000)	FY 2015 Net Annualization (Change from 2014) (\$000)	FY 2016 Net Annualization (Change from 2015) (\$000)
Current Services					\$45,000	\$45,000		
Increases					\$7,900	\$7,900		
Grand Total					\$52,900	\$52,900		

V. Program Increases by Item

Item Name:	Evaluation Clearinghouse/What Works Repository
Budget Appropriation:	Research, Evaluation and Statistics
Strategic Goals & Objectives:	DOJ Strategic Goal 3, Objective 3.1 OJP Strategic Goal 6; Objective 6.2
Organizational Program:	National Institute of Justice
Ranking:	8 of 32
Program Increase:	Positions 0 FTE 0 Dollars +2,000,000

Description of Item

In FY 2014, the President's Budget requests \$3.0 million for the Evaluation Clearinghouse/What Works Repository (CrimeSolutions.gov), an increase of \$2.0 million above the FY 2012 Enacted level. CrimeSolutions.gov, which will be administered by OJP's National Institute of Justice, provides practitioners and policymakers with a credible, online source for evidence-based information on "what works" and what is promising in criminal justice, juvenile justice, and crime victim services policy and practice.

CrimeSolutions.gov provides reliable, easily accessible, evidence-based information to support research, budgetary, and program development decisions at the federal, state and local level. It assists DOJ staff, state, local, and tribal officials, community organizations, criminal and juvenile justice professionals, and crime victim service professionals seeking to:

- Identify and separate programs and practices that are effective or promising from those that are not;
- Inform criminal and juvenile justice and crime victim research, development and dissemination;
- Educate the public regarding what constitutes effective and promising crime victim and criminal and juvenile justice policy; and
- Establish clear definitions of effectiveness as well as standards of evidence to guide program investment.

In FY 2014, CrimeSolutions.gov staff will look into improving the usefulness of the data it provides by:

- Integrating into CrimeSolutions.gov the ratings of research from related clearinghouses such as OJJDP's Model Programs Guide; the What Works in Reentry Clearinghouse developed by the Council of State Governments Justice Center and the

Urban Institute, the Campbell Collaboration (C2), an international research network; the University of Colorado's Blueprints for Violence Prevention; and the Washington State Institute for Public Policy's (WSIPP) work rating program and cost effectiveness.

- Expanding reviews to address evaluations of technologies and their implementation in the criminal and juvenile justice systems.
- Expanding reviews to address forensic technologies and techniques and the impacts of advances in the forensic sciences on the criminal and juvenile justice systems.
- Incorporating reviews of program principles and policy research.

CrimeSolutions.gov staff also will look to address the current backlog of programs and practices identified as potential candidates for full review based on the strength of available evaluations by increased funding for reviews.

Justification

The need to share the results of evidence-based research within the criminal and juvenile justice and crime victim service communities to learn “what works” has been widely acknowledged by government agencies, academic researchers and professional organizations as an essential step toward improving the effectiveness and efficiency of these programs.

The Clearinghouse identifies programs and practices that have been proven to work and those that, while not proven to work, demonstrate promise and merit further exploration. In addition, the Clearinghouse identifies programs and practices that have been shown to not work. Most importantly, the Clearinghouse is user-friendly, providing information in clear, concise, accessible language and offers multiple points of access or “views,” so that users can choose how best to access material.

As of February 2013, CrimeSolutions.gov features evidence ratings on 247 criminal justice, juvenile justice, and crime victim services programs. CrimeSolutions.gov receives an average of 1,800 visitors per day.

Impact on Performance

This program contributes to *DOJ Strategic Goal 3: Ensure and support the fair, impartial, efficient, and transparent administration of justice at the federal, state, local, tribal, and international levels; DOJ Strategic Objective 3.1: Promote and strengthen relationships and strategies for the administration of justice with state, local, tribal, and international law enforcement; OJP Strategic Goal 6: Develop and disseminate research and statistics that inform criminal and juvenile justice policy and improve outcomes; and OJP Objective 6.2: Provide justice statistics and information to support justice policy and decision-making needs.* The additional funding for CrimeSolutions.gov will help meet strategic goals of the Department of Justice and the White House. The DOJ Strategic Plan for Fiscal Years 2012 -2016 supports ongoing evaluation of program approaches and strategies which show promised in reducing or preventing crime and victimization.

Funding

Base Funding

FY 2012 Enacted				FY 2013 CR				FY 2014 Current Services			
Pos	Agt/ Atty	FTE	\$(000)	Pos	Agt/ Atty	FTE	\$(000)	Pos	Agt/ Atty	FTE	\$(000)
			\$1,000				\$1,000				\$1,000

Personnel Increase Cost Summary

Type of Position	Modular Cost per Position (\$000)	Number of Positions Requested	FY 2014 Request (\$000)	FY 2015 Net Annualization (change from 2014) (\$000)	FY 2016 Net Annualization (change from 2015) (\$000)
Total Personnel					

Non-Personnel Increase Cost Summary

Non-Personnel Item	Unit Cost	Quantity	FY 2014 Request (\$000)	FY 2015 Net Annualization (Change from 2014) (\$000)	FY 2016 Net Annualization (Change from 2015) (\$000)
Total Non-Personnel			\$2,000		

Total Request for this Item

	Pos	Agt/ Atty	FTE	Personnel (\$000)	Non- Personnel (\$000)	Total (\$000)	FY 2015 Net Annualization (change from 2014) (\$000)	FY 2016 Net Annualization (change from 2015) (\$000)
Current Services					\$1,000	\$1,000		
Increases					\$2,000	\$2,000		
Grand Total					\$3,000	\$3,000		

V. Program Increases by Item

Item Name:	Second Chance Act
Budget Appropriation:	State and Local Law Enforcement Assistance
Strategic Goal & Objective:	DOJ Strategic Goal 3, Objective 3.3 OJP Strategic Goal 7, Objective 7.2
Organizational Program:	Bureau of Justice Assistance
Ranking:	9 of 32
Program Increase:	Positions 0 FTE 0 Dollars +\$56,000,000

Description of Item

In FY 2014, the President's Budget requests \$119.0 million for the Second Chance Act program, an increase of \$56.0 million above the FY 2012 Enacted level. This program, authorized by Public Law 110-199, builds on the success of OJP's past reentry initiatives by providing grants to establish and expand adult and juvenile reentry programs. This program authorizes various grants to government agencies, tribes and nonprofit groups to provide substance abuse treatment, housing, family programming, mentoring, victims support, and other services that can help reduce re-offending and violations of probation and parole. It also supports the National Reentry Resource Center (NRRC), which provides training and technical assistance services to hundreds of state, local, and tribal justice practitioners and policymakers to guide and improve local reentry efforts.

One of OJP's goals, which relates to the evidence-based investments supported by the FY 2014 request, is to see additional reentry services funding, whether Federal, state, or local, flow to proven models. Using CrimeSolutions.gov as well as the What Works in Reentry Clearinghouse, maintained by the Council of State Governments Justice Center with Bureau of Justice Assistance support, which is maintained by the NRRC, OJP plans to leverage information about effective reentry practices to help ensure that grant funds flow to effective, evidence-based strategies.

Within its FY 2014 request, OJP proposes to use \$10.0 million for a Smart Probation Program to improve state, local, and tribal probation supervision efforts. The Smart Probation Program seeks to improve probation success rates, which would in turn improve public safety, reduce admissions and returns to prisons and jails, and save taxpayer dollars. Funds can be used to implement evidence-based supervision strategies and to create innovative new strategies to improve outcomes for probationers. This funding request supports the goals stated in the *National Drug Control Strategy* as well as DOJ reentry program goals.

OJP proposes to use another \$5.0 million for Children of Incarcerated Parents Demonstration Grants. These grants will be used to enhance and maintain parental and family relationships for incarcerated parents as a reentry/recidivism reduction strategy.

OJP also proposes to use up to \$40.0 million to support Pay for Success initiatives which will allow state, local, and tribal governments to improve the efficiency and effectiveness of their social services programs while reducing the cost of these programs and significantly lowering the risk of initial investments to state, local and tribal grantee jurisdictions. Under Pay for Success, state, local, or tribal governments would enter into an agreement with a third party service provider that defines the services to be provided, the population to be served, desired outcomes, and how progress toward these outcomes will be measured and validated. Payments under these contracts would be based on results. In the Pay for Success construct, governments avoid risks by delaying payments until results are proven to be achieved, allowing for private capital to support the scaling up of evidence-based services and programming to achieve predetermined outcomes. Agreements can be brokered in such a way that should predefined outcomes be successfully achieved, then private investors can receive a return on their investments.

OJP proposes to use up to \$30.0 million of the Pay for Success funding for awards to support jurisdictions implementing Pay for Success initiatives in the overall reentry context and up to \$10.0 million to support Pay for Success initiatives that primarily seek to test the Permanent Supportive Housing Model in the reentry context. In this model, the Pay for Success construct will be utilized to primarily reduce recidivism, and also to improve functional outcomes for formerly incarcerated individuals such as housing, employment and behavioral health outcomes status.

OJP will continue to support grants to local, tribal and state governments to build and improve programming under other sections of the Second Chance Act, including mentoring, alternatives to incarceration, treatment, half-way houses and day reporting centers. These programs will support efforts to address the specific needs of individuals with behavioral health disorders including testing and scaling of programming supported by new research on targeting social services and behavioral health treatment interventions at the right time and the implementation of the Affordable Care Act on linking (previously categorically excluded) individuals to Medicaid.

Justification

Improving the nation's prisoner reentry programs is one of the Administration's top criminal justice priorities and an urgent challenge for many state, local, and tribal jurisdictions. The rapid growth of prison and jail populations, the rising costs of maintaining prisons and jails to house this population, and the growing focus on implementing corrections programs that effectively reduce recidivism are forcing many state and local governments to look for new options that will control costs while still ensuring public safety.

At the end of 2011, about 2.2 million adults were held in state or federal prison or local jails, and an additional 4.8 million were under adult correctional supervision in the community. The rate of people under adult correctional supervision in 2011 was 1 in every 34 adults. 2009 was the first year in which correctional populations saw a decline since the Bureau of Justice Statistics began reporting this population in 1980. Rates have continued with slight declines, yet overall rates remain extremely high.

State corrections spending has increased over the past 20 years from \$12 billion in 1987 to \$48 billion in 2007, while local corrections spending has increased from \$6 billion to \$24 billion during the same time period.

In addition to the pressures created by large prison populations and rising costs, many state, local, and tribal governments are facing fiscal crises linked to the recent economic downturn. As they look for ways to improve offender outcomes, reduce recidivism, and control corrections costs, improving reentry programs has become an especially important topic. The funding provided by the Second Chance Act supports the development and implementation of innovative, evidence-based reentry programs, evaluation of new reentry programs to identify promising new approaches and best practices, and training and technical assistance to help state, local, and tribal governments improve the effectiveness of their existing programs. Augmenting Second Chance Act program funding will enable OJP to continue its current level of support for these critical efforts, and increases beyond will enable OJP to test and replicate new models of improving criminal justice system efficiencies and recidivism outcomes through the Pay for Success construct and with regard to the specific populations such as the pretrial release population and the criminal justice population with behavioral health disorders.

Impact on Performance

This initiative will support *DOJ Strategic Goal 3: Ensure and support the fair, impartial, efficient, and transparent administration of justice at the federal, state, local, tribal, and international levels; DOJ Objective 3.3: Provide for the safe, secure, humane, and cost-effective confinement of detainees awaiting trial and/or sentencing, and those in the custody of the federal prison system; OJP Strategic Goal 7: Promote efforts that improve the security of persons in custody and provide innovative, comprehensive reentry approaches to reduce recidivism and maintain public safety; and OJP Strategic Objective 7.2: Promote innovative and comprehensive reentry approaches to facilitate offenders' successful reintegration into society, consistent with community expectation and standards.*

The increase in funding will promote the goal of this initiative:

- Reduce recidivism including among the pretrial release population.
- Increase support of state and local efforts to implement innovative and evidence-based programs that help individuals transition from prison or jail to the community and reintegrate into society safely and successfully.

Funding

Base Funding

FY 2012 Enacted				FY 2013 CR				FY 2014 Current Services			
Pos	Agt/ Atty	FTE	\$(000)	Pos	Agt/ Atty	FTE	\$(000)	Pos	Agt/ Atty	FTE	\$(000)
			\$63,000				\$63,000				\$63,000

Personnel Increase Cost Summary

Type of Position	Modular Cost per Position (\$000)	Number of Positions Requested	FY 2014 Request (\$000)	FY 2015 Net Annualization (change from 2014) (\$000)	FY 2016 Net Annualization (change from 2015) (\$000)
Total Personnel					

Non-Personnel Increase Cost Summary

Non-Personnel Item	Unit Cost	Quantity	FY 2014 Request (\$000)	FY 2015 Net Annualization (Change from 2014) (\$000)	FY 2016 Net Annualization (Change from 2015) (\$000)
Total Non-Personnel			\$56,000		

Total Request for this Item

	Pos	Agt/ Atty	FTE	Personnel (\$000)	Non- Personnel (\$000)	Total (\$000)	FY 2015 Net Annualization (Change from 2014) (\$000)	FY 2016 Net Annualization (Change from 2015) (\$000)
Current Services					\$63,000	\$63,000		
Increases					\$56,000	\$56,000		
Grand Total					\$119,000	\$119,000		

V. Program Increases by Item

Item Name:	National Forum on Youth Violence Prevention
Budget Appropriation:	Juvenile Justice Programs
Strategic Goal & Objective:	DOJ Strategic Goal 2, Objective 2.1 OJP Strategic Goal 1, Objective 1.1
Organizational Program:	Office of Juvenile Justice and Delinquency Prevention
Ranking:	10 of 32
Program Increase:	Positions 0 FTE 0 Dollars +\$2,000,000

Description of Item

In FY 2014, the President's Budget requests \$4.0 million for the National Forum on Youth Violence Prevention program (the Forum), an increase of \$2.0 million above the FY 2012 Enacted level. This program, administered by the Office of Juvenile Justice and Delinquency Prevention, creates cost-efficient means for participating localities to share challenges and promising strategies with each other and to explore how federal agencies can better support local efforts to address youth violence.

Justification

The National Forum on Youth Violence Prevention enables cities to develop or enhance effective comprehensive plans to prevent youth and gang violence in their cities, using multi-disciplinary partnerships, balanced approaches and data-driven strategies. The program aims to reduce violence, improve opportunities for youth, and encourage innovation at the local and federal levels. Local law enforcement agencies, educators, public health providers, community and faith-based organizations, parents, and youth will be engaged to improve public safety. Program sites will learn from one another how best to address the complex and urgent problem of youth violence. The local youth violence reduction plans are the result of a process that has included – and demonstrates the commitment, support, and leadership of – the Mayor, Chief of Police, Superintendent of Schools, US Attorney, and other key stakeholders (e.g. local foundations and community and faith-based organizations).

In FY 2010 and 2011, the Forum sites developed comprehensive, multi-strategy plans to address youth violence in their cities. Boston, Chicago, Detroit, Memphis, Salinas, and San Jose have come together with national and local leaders to more effectively identify needs, and target scarce resources in the most violent areas in their cities. The Department of Justice and the Department of Education have supported this initiative by forging a relationship with numerous federal agencies and through coordinated technical assistance to the sites. For example, this technical assistance has come in the form of: training on how best to collect and analyze data; the best practices for addressing truancy; coalition building; strategic planning to address serious violence; addressing youth gangs; developing coordinated management information systems; and

a “toolkit” to assist any interested locality in developing and implementing comprehensive youth violence prevention plans on their own.

In FY 2012, the Forum expanded from six sites to ten. Camden, N.J., Minneapolis, Philadelphia, and New Orleans were competitively selected to join the Forum and will complete their comprehensive youth violence prevention plans in the summer of 2013. These additional resources will be utilized in support of the existing sites and as a means to share the experiences of the Forum cities with other communities across the nation that is struggling with the issue of youth violence.

Impact on Performance

This program aims to reduce violence, improve opportunities for youth, and encourage innovation at the local and federal levels, and supports *DOJ Strategic Goal 2: Prevent crime, protect the rights of the American people, and enforce Federal law; DOJ Strategic Objective 2.1 Combat the threat, incidence, and prevalence of violent crime; OJP Strategic Goal 1: Enhance state, local, and tribal efforts to prevent and respond to violent crime and acts of terrorism; and OJP Strategic Objective 1.1 Prevent and respond to youth and gang violence.*

An increase of \$2.0 million in funding will allow for continued expansion support, enhanced services and the expanded provision of technical assistance. The National Forum on Youth Violence Prevention initiative is designed to promote greater coordination and effectiveness in violence prevention efforts across community and organizational systems, including law enforcement, juvenile and criminal courts, schools, social services, mental health, and a wide variety of neighborhood and community-based organizations.

Funding

Base Funding

FY 2012 Enacted				FY 2013 CR				FY 2014 Current Services			
Pos	Agt/ Atty	FTE	\$(000)	Pos	Agt/ Atty	FTE	\$(000)	Pos	Agt/ Atty	FTE	\$(000)
			\$2,000				\$2,000				\$2,000

Personnel Increase Cost Summary

Type of Position	Modular Cost per Position (\$000)	Number of Positions Requested	FY 2014 Request (\$000)	FY 2015 Net Annualization (change from 2014) (\$000)	FY 2016 Net Annualization (change from 2015) (\$000)
Total Personnel					

Non-Personnel Increase Cost Summary

Non-Personnel Item	Unit Cost	Quantity	FY 2014 Request (\$000)	FY 2015 Net Annualization (Change from 2014) (\$000)	FY 2016 Net Annualization (Change from 2015) (\$000)
Total Non-Personnel			\$2,000		

Total Request for this Item

	Pos	Agt/ Atty	FTE	Personnel (\$000)	Non- Personnel (\$000)	Total (\$000)	FY 2014 Net Annualization (Change from 2014) (\$000)	FY 2015 Net Annualization (Change from 2015) (\$000)
Current Services					\$2,000	\$2,000		
Increases					\$2,000	\$2,000		
Grand Total					\$4,000	\$4,000		

V. Program Increases by Item

Item Name: National Criminal History Improvement Program

Budget Appropriation: State and Local Law Enforcement Assistance

Strategic Goal & Objective: DOJ Strategic Goal 3, Objective 3.1
OJP Strategic Goal 6, Objective 6.2

Organizational Program: Bureau of Justice Statistics

Ranking: 11 of 32

Program Increase: Positions 0 FTE 0 Dollars +\$44,000,000

Description of Item

In FY 2014, the President's Budget requests \$50.0 million for the National Criminal History Improvement Program (NCHIP), an increase of \$44.0 million above the FY 2012 Enacted funding level. Administered by the Bureau of Justice Statistics (BJS), NCHIP helps states and territories to improve the quality, timeliness, and immediate accessibility of criminal history and related records for use by federal, state, and local law enforcement. These records play a vital role in supporting criminal investigations, background checks related to firearm purchases, licensing, employment, and the identification of persons subject to protective orders or wanted, arrested, or convicted for stalking and/or domestic violence. The recent tragedy in Newtown, Connecticut serves a stark reminder of the importance of improved connectivity in criminal history and other records, especially with regard to background checks for firearm purchases.

In addition to making grants to states and territories to support the expansion and improvement of electronic criminal history records, BJS also provides technical assistance to participating states to promote their participation in key federal criminal justice information systems. These information systems, including the FBI's Interstate Identification Index (III), Integrated Automated Fingerprint Identification System (IAFIS), National Instant Criminal Background Check System (NICS), and National Crime Information Center (NCIC), the National Sex Offender Registry (NSOR), and the National Protection Order File, play a vital role in helping law enforcement investigate crimes, identify criminals, and conduct background checks. NCHIP funds also support state and local implementation of Department-sponsored information sharing tools including automated exchanges of National Information Exchange Model-compliant court dispositions, warrants, protection and restraining orders, and a standardized national rap sheet.

Justification

As part of his plan to protect children and communities by reducing gun violence, President Obama proposed universal background checks for firearms purchases to ensure guns are not sold to those prohibited to buy them. In order to help strengthen the background check system, the President proposes \$50 million to provide states stronger incentives to make available several key categories of relevant records and data, including criminal history records and records of persons prohibited from having guns for mental health reasons. On January 16, 2013, President

Obama introduced his “Now Is the Time” initiative to prevent future acts of gun violence such as the Newtown, Aurora, Oak Creek, and Tucson mass shootings. The President’s plan includes:

- Eliminating loopholes in order to keep guns out of dangerous hands;
- Reducing gun violence by banning military-style assault weapons and high capacity magazines;
- Creating safe school environments;
- Increasing access to mental health services; and
- Improving states’ ability to share information and conduct gun background checks.

NCHIP can help to close some of the gaps pertaining to the current trends of gun violence issues. In the “Now Is The Time” initiative, the President references two major points which includes improving incentives for states to share information and holding federal agencies accountable for sharing reliable information with the background check system.

The goal of the NCHIP grant program is to improve the nation’s safety and security by enhancing the quality, completeness, and accessibility of criminal history record information and by insuring the nationwide implementation of criminal justice and noncriminal justice background check systems. Achieving this goal is contingent on accomplishing four main objectives:

- Providing direct financial and technical assistance to states and tribes to improve their criminal records systems and other related systems in an effort to support background checks;
- Ensuring the infrastructure is developed to connect criminal history records systems to the state record repository or appropriate federal agency record system and ensuring records are accessible through the Federal Bureau of Investigation (FBI) records systems;
- Providing the training and technical assistance needed to ensure that records systems are developed and managed to conform to FBI standards, and appropriate technologies, while ensuring that contributing agencies adhere to the highest standards of practice with respect to privacy and confidentiality; and
- Assessing and measuring through systematic evaluation and standardized performance measurement and statistics, progress made implementing improvements in national records holdings and background check systems.

Impact on Performance

This program supports *DOJ Strategic Goal 3: Ensure and support the fair, impartial, efficient, and transparent administration of justice at the federal, state, local, tribal, and international levels; DOJ Strategic Objective 3.1: Promote and strengthen relationships and strategies for the administration of justice with state, local, tribal, and international law enforcement; OJP Strategic Goal 6: Develop and disseminate research and statistics that inform criminal and juvenile justice policy and improve outcomes; and OJP Strategic Objective: 6.2: Provide justice statistics and information to support policy and decision-making needs.*

The goals of this initiative are to:

- Enhance the quality and completeness of the nation's criminal history record systems, including relevant mental health adjudication records and other critical records gaps;
- Provide financial and technical assistance to states for the establishment or improvement of computerized criminal history record systems and in their efforts to collect data on stalking and domestic violence;
- Improve data accessibility and support data transmissions to national systems to permit the immediate identification of persons who are prohibited from purchasing firearms including persons prohibited for a mental health reason; are subject to domestic violence protective orders or active warrants; or are ineligible to hold positions of responsibility involving children, the elderly, or the disabled;
- Develop and improve the processes for identifying, classifying, collecting, and entering data regarding all relevant records prohibiting persons from purchasing or possessing firearms into local, state, and national crime information databases;
- Ensure that criminal justice systems are designed, implemented, or upgraded to be compliant where applicable, with the FBI- operated Interstate Identification Index (III), National Crime Information Center (NCIC), Interstate Automated Fingerprint Identification System (IAFIS) and National Instant Criminal Background Check System (NICS) Grants, meet other applicable statewide or regional criminal justice information sharing standards and plans; and
- Build upon OJP's ongoing efforts around information sharing so as to leverage sources of support for the wide range of technological needs identified by the states, including supporting the underlying infrastructure to support the increase in volume of background checks conducted by Point of Contact states.

An increase of \$44.0 million will continue to support the goals of this program and provide resources to address the identified gaps in state and federal record systems.

Funding

Base Funding

FY 2012 Enacted				FY 2013 CR				FY 2014 Current Services			
Pos	Agt/ Atty	FTE	\$(000)	Pos	Agt/ Atty	FTE	\$(000)	Pos	Agt/ Atty	FTE	\$(000)
			\$6,000				\$6,000				\$6,000

Personnel Increase Cost Summary

Type of Position	Modular Cost per Position (\$000)	Number of Positions Requested	FY 2014 Request (\$000)	FY 2015 Net Annualization (change from 2014) (\$000)	FY 2016 Net Annualization (change from 2015) (\$000)
Total Personnel					

Non-Personnel Increase Cost Summary

Non-Personnel Item	Unit Cost	Quantity	FY 2014 Request (\$000)	FY 2015 Net Annualization (Change from 2014) (\$000)	FY 2016 Net Annualization (Change from 2015) (\$000)
Total Non-Personnel			\$44,000		

Total Request for this Item

	Pos	Agt/ Atty	FTE	Personnel (\$000)	Non-Personnel (\$000)	Total (\$000)	FY 2015 Net Annualization (Change from 2014) (\$000)	FY 2016 Net Annualization (Change from 2015) (\$000)
Current Services					\$6,000	\$6,000		
Increases					\$44,000	\$44,000		
Grand Total					\$50,000	\$50,000		

V. Program Increases by Item

Item Name: **Byrne Criminal Justice Innovation Program**

Budget Appropriation: State and Local Law Enforcement Assistance

Strategic Goal & Objective: DOJ Goal 2; Objective 2.1
OJP Strategic Goal 1, Objective 1.2

Organizational Program: Bureau of Justice Assistance

Ranking: 12 of 32

Program Increase: Positions **0** FTE **0** Dollars **+\$20,000,000**

Description of Item

In FY 2014, the President's Budget requests \$35.0 million for the Byrne Criminal Justice Innovation (BCJI) program, an increase of \$20.0 million above the FY 2012 Enacted level. This program is a central component of the Administration's new Promise Zones: high-poverty communities where the Federal government will work with local leadership to invest and engage more intensely to create jobs, leverage private investment, increase economic activity, reduce violence and expand educational opportunities. In addition to the \$35.0 million proposed for BCJI, the FY 2014 Budget includes companion investments of \$200.0 million and \$10.0 million, respectively, in the Department of Housing and Urban Development's (HUD) Neighborhood Stabilization and Rental Assistance Demonstration programs, and \$300.0 million in the Department of Education's Promise Neighborhoods program, as well as tax incentives to promote investment and economic growth.

This program was developed in close partnership with the Department of Education, Health and Human Services (HHS), HUD, and Treasury in connection with the interagency Neighborhood Revitalization Initiative. The implementation of the program will continue to be coordinated with these partner agencies and strategies will be developed to integrate the approaches to make the program most useful for communities seeking to transform public safety in their communities, focusing especially on violent and other serious crime.

For the FY 2014 Budget, the BCJI program is refocusing its efforts to make the assistance offered to communities as effective as possible. For example, BCJI will:

- Give priority consideration to violence and other serious crime reduction strategies that show significant, validated evidence of impact in reducing crime within targeted areas.
- Increase the focus on addressing serious violence and individuals/groups with histories of violent offenses. Give priority consideration to proposed interventions that apply social services and community engagement efforts to the individuals at highest risk for serious offending within communities.

- Target grant funding more strategically to neighborhoods where significant investments (e.g. Promise Zones, Choice Neighborhoods and Promise Neighborhoods implementation grants) heighten probability of neighborhood conditions improving, or where the success of the combined partner agency investments dependent in part on reducing serious crime.
- Support evaluation of BCJI efforts to advance knowledge of effective programs and to support crime analysis, data collection and local researcher practitioner partnerships to enhance program outcomes.

Justification

While the United States is at a 30-year crime low, there are communities which are experiencing significant crime issues. Research suggests that crime clustered in small areas, or “crime hot spots,” accounts for a disproportionate amount of crime and disorder in many communities. In many of these crime “hot spots,” the crime is chronic and can last over decades. It is often a place where there are other indicators of community distress including limited infrastructure to support community residents. In times of limited resources, local and tribal leaders need assistance to plan and to implement the most effective use of criminal justice resources to address these issues. They also need a core foundation of resources and assistance to identify and implement evidence-based and innovative strategies to target the drivers of crime.

Coordinated with other revitalization efforts, this approach can have the biggest impact while also building the capacity of the community to deter future crime. Many persistent crime and public safety challenges (such as violent crime including gun violence and gang activity) cannot be addressed by law enforcement alone. These problems require a coordinated interagency approach that enables law enforcement, schools, social services agencies, and community organizations to address both the public safety problem and its underlying causes.

There is a significant demand for these resources. In FY 2012, BJA issued a solicitation to fund sites to plan and implement or enhance their BCJI strategy. BJA received over 140 applications for funding, but was only able to fund 15 sites, or 9.4 percent of the applications. These applications reflect a broad range of capacity to implement BCJI and a need for and interest in employing a broad array of tools and strategies to prevent and reduce crime. Based on these needs, additional funding is sought to enhance approaches in the BCJI program, increasing funding and thus numbers of implementation and enhancement awards. The enhancement awards would continue to give priority consideration to other NRI programs including Promise and Choice.

The President’s 2014 Budget would expand the contribution of BCJI to the Administration’s Promise Zones initiative, which would revitalize many of America’s highest-poverty communities by creating jobs, attracting private investment, increasing economic activity, improving affordable housing, expanding educational opportunity, and reducing violent crime. Promise Zones are a key strategy in the Administration’s new Ladders of Opportunity initiative, which is aimed at giving millions of hard-working Americans in high-poverty communities a leg up into the middle class. Key rungs on the Ladders of Opportunity include raising the minimum wage, increasing access to high-quality preschool, redesigning America’s high schools, and promoting fatherhood and marriage.

Communities would compete to earn a Promise Zone designation by identifying a set of positive outcomes for their proposed Zone and its residents, developing an evidence-based strategy and implementation plan, encouraging private investment and realigning federal, state, local and tribal resources to achieve those outcomes. The process would ensure rural and Native American representation among the designated Promise Zones. The Budget includes tax incentives to stimulate economic activity and create jobs within and around Promise Zones. Agencies would also provide intensive technical assistance aimed at breaking down regulatory barriers and using existing Federal funds in a more coordinated and effective way. In addition, applicants from Promise Zones would receive additional points for competitive federal grants that would directly contribute to accomplishing the goals in the community's strategic plan. Promise Zones will align the work of multiple federal programs in communities that have both substantial needs and a strong plan to address them.

Promise Zones would build on the lessons learned from existing place-based programs like the Department of Education's Promise Neighborhoods program, HUD's Choice Neighborhoods program, and OJP's BCJI. Other Federal agencies that will be aligning their work in support of local Promise Zone partners would include the Departments of Commerce, HHS, Treasury, and Agriculture.

Impact on Performance

This program supports *DOJ's Strategic Goal 2: Prevent crime, protect the rights of the American people, and enforce Federal law; DOJ Strategic Objective 2.1: Combat the threat, incidence, and prevalence of violent crime; OJP Strategic Goal 1: Enhance state, local, and tribal efforts to prevent and respond to violent crime and acts of terrorism; and OJP Strategic Objective 1.2: Support neighborhood and community-based responses to violence.*

The additional \$20.0 million in resources will be used to support the goals of this program, which are to reduce serious and violent crime and improve quality of life in highly impacted neighborhoods by:

- Enabling localities and partners to undertake coordinated strategies to address public safety problems and their underlying causes;
- Encouraging collaboration across governmental agencies and various community stakeholders;
- Enhancing capacity to assess and target crime issues using proven approaches to reduce crime; and
- Promoting organizational and resource efficiency by maximizing resources and improving intergovernmental communication, which is especially critical in the current fiscal climate.

Funding

Base Funding

FY 2012 Enacted				FY 2013 CR				FY 2014 Current Services			
Pos	Agt/Atty	FTE	\$(000)	Pos	Agt/Atty	FTE	\$(000)	Pos	Agt/Atty	FTE	\$(000)
			\$15,000				\$15,000				\$15,000

Personnel Increase Cost Summary

Type of Position	Modular Cost per Position (\$000)	Number of Positions Requested	FY 2014 Request (\$000)	FY 2015 Net Annualization (change from 2012) (\$000)	FY 2016 Net Annualization (change from 2013) (\$000)
Total Personnel					

Non-Personnel Increase Cost Summary

Non-Personnel Item	Unit Cost	Quantity	FY 2014 Request (\$000)	FY 2015 Net Annualization (Change from 2013) (\$000)	FY 2016 Net Annualization (Change from 2014) (\$000)
Total Non-Personnel			\$20,000		

Total Request for this Item

	Pos	Agt/Atty	FTE	Personnel (\$000)	Non-Personnel (\$000)	Total (\$000)	FY 2015 Net Annualization (Change from 2013) (\$000)	FY 2016 Net Annualization (Change from 2014) (\$000)
Current Services					\$15,000	\$15,000		
Increases					\$20,000	\$20,000		
Grand Total					\$35,000	\$35,000		

V. Program Increases by Item

Item Name:	Forensic Science
Budget Appropriation:	Research, Evaluation and Statistics
Strategic Goal & Objective:	DOJ Strategic Goal 3, Objective 3.1 OJP Strategic Goal 6, Objective 6.1
Organizational Program:	National Institute of Justice
Ranking:	13 of 32
Program Increase:	Positions 0 FTE 0 Dollars +\$9,000,000

Description of Item

In FY 2014, the President's Budget requests \$9.0 million for activities to strengthen and enhance the practice of forensic sciences, of which \$1.0 million is for the support of a National Commission on Forensic Science (Commission) to be chaired by the Attorney General and the Director of the National Institute of Standards and Technology, \$3.0 million is for transfer to the National Institute of Standards and Technology for measurement science and standards in support of forensic science, and \$5.0 million is for transfer to the National Science Foundation for a forensic science grant program to establish forensic science research centers.

OJP will use the \$1.0 million to establish a national commission on forensic science, which will be co-chaired by the Department of Justice (DOJ) and the National Institute of Standards and Technology (NIST). The objectives of the Commission are to provide recommendations and advice to DOJ concerning national methods and strategies for:

- Strengthening the validity and reliability of the forensic sciences (including medico-legal death investigation);
- Enhancing quality assurance and quality control in forensic science laboratories and units;
- Identifying and recommending scientific guidance and protocols for evidence seizure, testing, analysis, and reporting by forensic science laboratories and units; and
- Identifying and assessing other needs of the forensic science communities to strengthen their disciplines and meet the increasing demands generated by the criminal and civil justice systems at all levels of government.

Justification

Advances in forensic science have helped to solve cold cases, capture criminals who have been at large for years, and exonerate people wrongly convicted. However, mistakes in the

application of forensics and inconsistencies regarding qualifications have pointed to a need for more uniform standards. Continuing improvement is needed in the forensic sciences in order to ensure the accuracy of evidence presented in criminal trials. As the Department's research and evaluation agency, NIJ has recently conducted important research the area of forensics, including two important studies on fingerprint confidence testing and age of death analysis. The objectives and activities that will be conducted by the Commission are in alignment with the Administration's push for more evidence-based policy. The duties to support the objectives identified include to:

- Recommend priorities for statistically and scientifically validated standards development to the Attorney General;
- Review and recommend that the Attorney General endorse guidance identified or developed by subject-matter experts relying on the best statistically and scientifically validated research;
- Develop proposed guidance concerning the intersection of forensic science and the courtroom;
- Develop policy recommendations, including a uniform code of professional responsibility and minimum requirements for training, accreditation and/or certification;
- Consider the recommendations of the National Science and Technology Council's Subcommittee on Forensic Science; and
- Identify and assess the current and future needs of the forensic sciences to strengthen their disciplines and meet the growing demands.

Impact on Performance

This initiative will support DOJ's Strategic Goal 3: Ensure and support the fair, impartial, efficient, and transparent administration of justice at the federal, state, local, tribal, and international levels; DOJ Strategic Objective 3.1: Promote and strengthen relationships and strategies for the administration of justice with state, local, tribal, and international law enforcement; OJP Strategic Goal 5: Support state, local, and tribal justice systems to ensure the fair and impartial administration of justice; and OJP Strategic Objective 5.1: Increase the Nation's capacity to prevent and control crime through support for the nation's law enforcement, criminal, and juvenile justice systems.

This initiative will directly contribute to improving forensic policies across the nation, by developing guidance and recommendations based on evidence and research.

Funding

Base Funding

FY 2012 Enacted				FY 2013 CR				FY 2014 Current Services			
Pos	Agt/ Atty	FTE	\$(000)	Pos	Agt/ Atty	FTE	\$(000)	Pos	Agt/ Atty	FTE	\$(000)
			\$0				\$0				\$0

Personnel Increase Cost Summary

Type of Position	Modular Cost per Position (\$000)	Number of Positions Requested	FY 2014 Request (\$000)	FY 2015 Net Annualization (change from 2014) (\$000)	FY 2016 Net Annualization (change from 2015) (\$000)
Total Personnel					

Non-Personnel Increase Cost Summary

Non-Personnel Item	Unit Cost	Quantity	FY 2014 Request (\$000)	FY 2015 Net Annualization (change from 2014) (\$000)	FY 2016 Net Annualization (change from 2015) (\$000)
Total Non-Personnel			\$9,000		

Total Request for this Item

	Pos	Agt/ Atty	FTE	Personnel (\$000)	Non- Personnel (\$000)	Total (\$000)	FY 2015 Net Annualization (change from 2014) (\$000)	FY 2016 Net Annualization (change from 2015) (\$000)
Current Services					\$0	\$0		
Increases					\$9,000	\$9,000		
Grand Total					\$9,000	\$9,000		

V. Program Increases by Item

Item Name: **Economic, High-technology, and Cybercrime Prevention Program/Intellectual Property Enforcement**

Budget Appropriation: State and Local Law Enforcement Assistance

Strategic Goal & Objective: DOJ Strategic Goal 2, Objective 2.4
OJP Strategic Goal 4, Objective 4.1

Organizational Program: Bureau of Justice Assistance

Ranking: 14 of 32

Program Increase: Positions **0** FTE **0** Dollars **+\$2,000,000**

Description of Item

In FY 2014, OJP requests \$9.0 million for the Economic, High-technology, and Cybercrime Prevention program, an increase of \$2.0 million above the FY 2012 Enacted level for these efforts. This program, administered by the Bureau of Justice Assistance (BJA), provides grants, training, and technical assistance to state, local, and tribal governments to support efforts to combat economic, high-technology, and internet crimes. It will also provide support for the Internet Crime Complaint Center (IC3), which is operated by the National White Collar Crime Center (NW3C). Specifically, \$6.5 million will be dedicated to Economic, High Technology and Cybercrime and \$2.5 million set aside for Intellectual Property Crime.

This funding will support ongoing technical assistance, training, and outreach initiatives to increase knowledge of economic, electronic, and IP crime among law enforcement personnel, industry leaders, and members of the public. This program will be coordinated with the U.S. Department of Justice's (DOJ's) Computer Crime and Intellectual Property Section (CCIPS); Civil Division (CIV); the Federal Bureau of Investigation (FBI); all members of the DOJ Task Force on Intellectual Property (DOJ IP Task Force); the White House Office of the Intellectual Property Coordinator (IPEC); and the National Intellectual Property Rights Coordination Center (IPR Center).

Justification

Research has shown that economic crime, cybercrime and intellectual property (IP)-related crimes are closely related to and support other crimes, including violent crime. A report by the Rand Corporation found that "Counterfeiting is widely used to generate cash for diverse criminal organizations. In the case of DVD film piracy, criminal groups are moving to control the entire supply chain, from manufacture to distribution to street sales, consolidating power over this lucrative black market and building substantial wealth and influence in virtually every region of the globe. Counterfeiting is a threat not only to the global information economy, but also to

public safety and national security.”² Providing additional resources to help state, local, and tribal law enforcement address IP crime may significantly reduce the ability of organized criminal networks to fund other crimes through their economic, electronic, and IP-related criminal activities.

IP is a central component of the U.S. economy, and the United States is an acknowledged global leader in its creation. According to the United States Trade Representative, “Americans are the world’s leading innovators, and our ideas and intellectual property are key ingredients to our competitiveness and prosperity.”³ Ensuring that existing IP laws are aggressively enforced is in the interests of American economic prosperity, job creation, and economic recovery.

Economic, electronic, and IP crime is an emerging challenge for state, local, and tribal law enforcement and many agencies will need assistance from DOJ to develop effective responses to these threats. OJP has seen strong interest in this area from its state and local partners, especially in the area of IP crime and will continue their support to criminal justice agencies in this area through training and technical assistance.

Recent key accomplishments related to this national initiative include the development and delivery of 26 courses for law enforcement officers and other justice stakeholders on forensics, and improving investigations of economic, cyber, and high tech crimes. From January–December 2012, 349 courses were taught; reaching 6,218 students representing 3,360 justice agencies across the nation. In addition, seven training sessions were conducted for law enforcement practitioners related to threats and crimes committed in the virtual and online gaming worlds. In total, 338 law enforcement professionals were in this intense and ever changing aspect of crime.

An array of technical assistance services focused on the practical needs of practitioners are also being provided. From January-December 2012, 11,577 public record searches were conducted providing analytical support to state and local agencies, and 322 analytical charts were produced, saving agencies without such resources thousands of dollars. Furthermore, this initiative has helped to create and deliver forensics tools, techniques, and hands on training to aid criminal justice personnel in mitigating and responding to criminal activities in all facets of the economic, cyber, and high tech criminal environments to include the use of hand held devices and the continuing growth of the virtual and gaming world crimes.

Another key component of this initiative is the Internet Crime Compliant Center (IC3), which is operated in collaboration with the Federal Bureau of Investigation. IC3 is a vital resource for victims of online crime and law enforcement involved in these cases. In 2011, IC3 received 314,246 complaints from victims making this the third year in a row that it received over 300,000 complaints, a 3.4 percent increase over the previous year. The adjusted dollar loss of complaints was \$485.3 million. The referral of these complaints to local law enforcement is an invaluable operational resource for initiating investigations, and evaluating the scope of Internet

² Gregory F. Treverton, Carl Matthies, Karla J. Cunningham, Jeremiah Goulka, Greg Ridgeway, Anny Wong, 2009, *Film Piracy, Organized Crime, and Terrorism*, Arlington, VA: The Rand Corporation: XII.

³ William J. Baumol, 2002, *The Free-Market Innovation Machine: Analyzing the Growth Miracle of Capitalism*, Princeton, NJ: Princeton University Press.

criminal activity specific to jurisdictions. In 2011, IC3 developed remote access, making IC3 data available to over 30,000 FBI employees. Additionally, IC3 established a link to the remote access tool on Law Enforcement Online (LEO), which currently has over 150,000 vetted users. This web-based access provides users the ability to aggregate victims and losses to substantiate criminal activity within the agency's area of jurisdiction and to enhance the development of cases. The Internet Complaint Search and Investigative System (ICSIS) developed in 2009 plays an integral part in these new improvements and continues to be a vital tool to the criminal justice high tech investigator.

Impact on Performance

This program supports *DOJ's Strategic Goal 2: Prevent crime, protect the rights of the American people, and enforce Federal law; DOJ Strategic Objective 2.4: Combat corruption, economic crimes, and international organized crime; OJP Strategic Goal 4: Improve state and local law enforcement efforts to combat economic crimes; and OJP Strategic Objective 4.1: Support coordinated law enforcement efforts to prevent, investigate, and prosecute economic crimes, to include intellectual property, white collar, cyber- and emerging high-tech crimes.*

The additional \$2 million will be used to support the goals of this initiative, which are to serve the nation's communities by providing training and targeted technical assistance to state, local, and tribal law enforcement officials; intelligence analysts; prosecutors; fusion center staff; and other criminal justice entities on preventing, investigating, and responding to economic, cyber, and high tech crimes. These crimes are committed using networked computers or internet technology. Examples include various kinds of theft (such as financial, identity), selling illegal goods using the Internet, cyber stalking, child pornography, hijacking accounts on social networking web sites, and hacking (for example, reconfiguring or reprogramming a system to function in ways not approved by the owner, administrator, or designer).

All grant recipients will:

- Develop strategies to address economic crime or cybercrime (including IP-related criminal offenses);
- Identify opportunities to coordinate efforts with appropriate federal, state and local law enforcement agencies, including local FBI and U.S. Attorneys' offices;
- Implement strategies to address economic crime and cybercrime in their communities and participate in public outreach initiatives to educate the public regarding the prevention, deterrence, and identification of criminal violations of intellectual property laws; and
- Track performance indicators to measure the impact of these increased enforcement resources.

Funding

Base Funding

FY 2012 Enacted				FY 2013 CR				FY 2014 Current Services			
Pos	Agt/ Atty	FTE	\$(000)	Pos	Agt/ Atty	FTE	\$(000)	Pos	Agt/ Atty	FTE	\$(000)
			\$7,000				\$7,000				\$7,000

Personnel Increase Cost Summary

Type of Position	Modular Cost per Position (\$000)	Number of Positions Requested	FY 2014 Request (\$000)	FY 2015 Net Annualization (change from 2014) (\$000)	FY 2016 Net Annualization (change from 2015) (\$000)
Total Personnel					

Non-Personnel Increase Cost Summary

Non-Personnel Item	Unit Cost	Quantity	FY 2014 Request (\$000)	FY 2015 Net Annualization (Change from 2014) (\$000)	FY 2016 Net Annualization (Change from 2015) (\$000)
Total Non-Personnel			\$2,000		

Total Request for this Item

	Pos	Agt/ Atty	FTE	Personnel (\$000)	Non- Personnel (\$000)	Total (\$000)	FY 2015 Net Annualization (Change from 2014) (\$000)	FY 2016 Net Annualization (Change from 2015) (\$000)
Current Services					\$7,000	\$7,000		
Increases					\$2,000	\$2,000		
Grand Total					\$9,000	\$9,000		

V. Program Increases by Item

Item Name:	Community-Based Violence Prevention Initiative
Budget Appropriation:	Juvenile Justice Programs
Strategic Goal & Objective:	DOJ Strategic Goal 2, Objective 2.1 OJP Strategic Goal 1, Objective 1.1
Organizational Program:	Office of Juvenile Justice and Delinquency Prevention
Ranking:	15 of 32
Program Increase:	Positions 0 FTE 0 Dollars +\$17,000,000

Description of Item

In FY 2014, the President's Budget requests \$25.0 million, an increase of \$17.0 million above the FY 2012 Enacted level. Administered by the Office of Juvenile Justice and Delinquency Prevention, the Community-Based Violence Prevention Initiative will assist localities, and/or state programs that support a coordinated and multi-disciplinary approach to gang prevention, intervention, suppression, and reentry in targeted communities. This initiative aims to enhance and support evidence-based direct service programs that target both youth at-risk of gang membership, as well as, gang involved youth. Additionally, this initiative will support programs that reduce and prevent other forms of youth violence through a wide variety of activities such as street-level outreach, conflict mediation, and the changing of community norms to reduce violence, particularly shootings.

Justification

The goals of this initiative are to support and enhance the coordination of existing community-based violence prevention and intervention programs and strategies that are attempting to replicate models and strategies, which have been proven to have a positive impact on the reduction of violence in target communities, through three main objectives:

- Change community norms regarding violence;
- Provide alternatives to violence when gangs and individuals in the community are making risky behavior decisions; and
- Increase the perceived risks and costs of involvement in violence among high-risk young people.

Children also are at risk when they are exposed to violence, whether or not they are themselves physically harmed. Children experiencing violence around them, grow up struggling to succeed in school, suffering from substance abuse as well as depression, post-traumatic stress and other mental disorders; and later often perpetuating delinquency and violence themselves. Although national comprehensive estimates of children's exposure to violence as a whole are not available,

current estimates of children’s exposure to adult domestic violence vary widely—from 3 million to 10 million to 17.8 million children who witness violence within their families each year.

The Community-Based Violence Prevention Initiative implements a community-based strategy to prevent youth violence that has been proven effective. This initiative will approach violence in a fundamentally different way than other violence reduction efforts. It is adapted from the best violence reduction work in several cities and the public health research of the last several decades. The program will provide grants to organizations to prevent, intervene, and suppress serious youth violence and may support activities such as: street-level outreach; conflict mediation; and the changing of community norms to reduce violence, particularly shootings.

Many proven community-based violence reduction initiatives rely on highly trained outreach workers and violence interrupters, faith leaders, and other community leaders to intervene in conflicts and promote alternatives to violence. This program also involves cooperation with police and other local, state, and Federal agencies and depends heavily on a strong public education campaign to change acceptable community norms about violence. Finally, several of these programs call for the strengthening of communities so they have the capacity to exercise informal social control and to mobilize forces – from businesses to faith leaders, residents, and others – so they all work in concert to reverse the epidemic of violence that has been with us for too long.

Impact on Performance

This program supports *DOJ Strategic Goal 2: Prevent crime, protect the rights of the American people, and enforce Federal law; DOJ’s Strategic Objective 2.1: Combat the threat, incidence, and prevalence of violent crime; OJP Strategic Goal 1: Enhance state, local, and tribal efforts to prevent and respond to violent crime and acts of terrorism; and OJP Strategic Objective 1.1: Prevent and respond to youth and gang violence.*

The increase in funds will support the goal of this initiative, which is to support and enhance the coordination of existing community-based violence prevention and intervention programs and strategies that are attempting to replicate models and strategies, which have been proven to have a positive impact on the reduction of violence in target communities.

Funding

Base Funding

FY 2012 Enacted				FY 2013 CR				FY 2014 Current Services			
Pos	Agt/ Atty	FTE	\$(000)	Pos	Agt/ Atty	FTE	\$(000)	Pos	Agt/ Atty	FTE	\$(000)
			\$8,000				\$8,000				\$8,000

Personnel Increase Cost Summary

Type of Position	Modular Cost per Position (\$000)	Number of Positions Requested	FY 2014 Request (\$000)	FY 2015 Net Annualization (change from 2014) (\$000)	FY 2016 Net Annualization (change from 2015) (\$000)
Total Personnel					

Non-Personnel Increase Cost Summary

Non-Personnel Item	Unit Cost	Quantity	FY 2014 Request (\$000)	FY 2015 Net Annualization (change from 2014) (\$000)	FY 2016 Net Annualization (change from 2015) (\$000)
Total Non-Personnel			\$17,000		

Total Request for this Item

	Pos	Agt/Atty	FTE	Personnel (\$000)	Non- Personnel (\$000)	Total (\$000)	FY 2015 Net Annualization (change from 2014) (\$000)	FY 2016 Net Annualization (change from 2015) (\$000)
Current Services					\$8,000	\$8,000		
Increases					\$17,000	\$17,000		
Grand Total					\$25,000	\$25,000		

V. Program Increases by Item

Item Name: **Project Hawaii Opportunity Probation with Enforcement (HOPE)**

Budget Appropriation: State and Local Law Enforcement Assistance

Strategic Goal & Objective: DOJ Strategic Goals 3, Objective 3.3
OJP Strategic Goal 7, Objective 7.2

Organizational Program: Bureau of Justice Assistance

Ranking: 16 of 32

Program Increase: Positions **0** FTE **0** Dollars **+\$10,000,000**

Description of Item

In FY 2014, the President's Budget requests \$10.0 million to expand efforts to replicate and test the Hawaii Opportunity Probation with Enforcement (HOPE) model. The HOPE probation model has received national attention as a promising probation innovation, but had only been subjected to one previous systematic evaluation, which was sponsored by NIJ. The current Demonstration Field Experiment (DFE) is intended to determine whether the HOPE model can be broadly applied to probation systems outside of Hawaii. It is systematically testing HOPE outcomes and documenting implementation processes and costs in four sites across the nation.

In FY 2011, the HOPE DFE was funded to combine a multi-site demonstration of the Hawaii HOPE model with a rigorous experimental evaluation in an applied setting. For this program, the Bureau of Justice Assistance (BJA) and National Institute of Justice (NIJ) have forged a unique new collaboration to build upon their respective expertise. BJA funded and manages the program implementation including site based funding and training and technical assistance, while NIJ funded and manages an independent, randomized controlled trial evaluation.

In FY 2014, OJP proposes to expand the evaluation of the HOPE DFE. This would likely include expanding the DFE to up to 10 sites. The other possible approach would be to test the effectiveness of the HOPE model with different target populations, including parolees, misdemeanor offenders, domestic violence offenders, sex offenders, and firearms offenders, as well as to test the model in a non-judicial setting.

Consistent with the current HOPE DFE, the additional funding will support the use of a randomized controlled trial (RCT) in the additional sites. A RCT is a study in which people are assigned at random (by chance) to different groups that will receive different interventions or follow different protocols. One of these interventions or protocols will be the innovative process or "treatment" that the research team is interested in studying. The outcome of the "treatment" will then be compared to the "control" group. The control may be a standard practice ("business as usual") or no intervention at all. In this DFE, OJP will implement HOPE in multiple locations to determine the model's general effectiveness and replicability. This disciplined approach will

allow for an assessment of the model's effectiveness at each site, as well as an understanding of differences in outcomes due to local conditions.

Justification

OJP seeks to generate new evidence about the potential efficacy of an innovative and promising approach in the field. Hawaii's HOPE program has used swift, certain, and consistent sanctions to reduce probationers' violations and help probationers abstain from illegal drug use. A NIJ-funded evaluation of Hawaii HOPE⁴ found that, compared with probationers in a control group, after one year the HOPE probationers were:

- 55 percent less likely to be arrested for a new crime;
- 72 percent less likely to use drugs;
- 61 percent less likely to skip appointments with their supervisory officer; and,
- 53 percent less likely to have their probation revoked.

As a result, HOPE probationers served 48 percent fewer days in prison, on average, than the control group.

HOPE in Hawaii has been a promising program that may be a solution to what can become a revolving door for drug-involved offenders in the criminal justice system. In order for the HOPE program to realize its full potential, the program needs to be replicated and evaluated elsewhere. This expansion would allow OJP to test the effectiveness of the approach with several different target populations, and to understand the longer term impact of the program on offenders after they are no longer under supervision.

Impact on Performance

This program supports *DOJ Strategic Goal 3: Ensure and support the fair, impartial, efficient, and transparent administration of justice at the federal, state, local, tribal, and international levels; DOJ's Strategic Objective 3.3: Provide for the safe, secure, humane, and cost-effective confinement of detainees awaiting trial and/or sentencing, and those in the custody of the federal prison system; OJP Strategic Goal 7: Promote efforts that improve the security of persons in custody and provide innovative, comprehensive reentry approaches to reduce recidivism and maintain public safety; and OJP Strategic Objective 7.2: Promote innovative and comprehensive reentry approaches to facilitate offenders' successful reintegration into society, consistent with community expectations and standards.*

Preventing and controlling crime is critical to ensuring the strength and vitality of democratic principles, the rule of law, and the fair administration of justice. Domestically, since state and local law enforcement are responsible for most crime control, prevention, and response in the United States, the Federal Government is most effective in these areas when it develops and

⁴ Hawken, A. and Kleiman, M. 2009. *Managing Drug Involved Probationers with Swift and Certain Sanctions: Evaluating Hawaii's HOPE*. Submitted to the United States Department of Justice, National Institute of Justice.

maintains partnerships with criminal justice practitioners in the Nation's states, cities, and neighborhoods to support innovation, evaluation and replication of proven interventions. This HOPE DFE program is currently addressing this goal by testing whether the HOPE model, which was effective at controlling crime and reducing drug use in Hawaii, can work in other geographical areas.

In FY 2014, additional funding is sought to expand this test to new target populations. In addition, the HOPE program will build capacity by working with up to a total of 10 sites to support the strengthening of relationships to support the cooperation and long-term commitment of the state or local judicial, penal, enforcement, and probation systems. The funding will also be used to develop and test a portfolio of training materials that can then be shared with the field to support replication where the intervention is found to have effectiveness.

Funding

Base Funding

FY 2012 Enacted				FY 2013 CR				FY 2014 Current Services			
Pos	Agt/ Atty	FTE	\$(000)	Pos	Agt/ Atty	FTE	\$(000)	Pos	Agt/ Atty	FTE	\$(000)
			\$0				\$0				\$0

Personnel Increase Cost Summary

Type of Position	Modular Cost per Position (\$000)	Number of Positions Requested	FY 2014 Request (\$000)	FY 2015 Net Annualization (change from 2014) (\$000)	FY 2016 Net Annualization (change from 2015) (\$000)
Total Personnel					

Non-Personnel Increase Cost Summary

Non-Personnel Item	Unit Cost	Quantity	FY 2014 Request (\$000)	FY 2015 Net Annualization (Change from 2014) (\$000)	FY 2016 Net Annualization (Change from 2015) (\$000)
Total Non-Personnel			\$10,000		

Total Request for this Item

	Pos	Agt/ Atty	FTE	Personnel (\$000)	Non-Personnel (\$000)	Total (\$000)	FY 2015 Net Annualization (change from 2014) (\$000)	FY 2016 Net Annualization (change from 2015) (\$000)
Current Services					\$0	\$0		
Increases					\$10,000	\$10,000		
Grand Total					\$10,000	\$10,000		

V. Program Increases by Item

Item Name:	Title II Part B Formula Grants
Budget Appropriation:	Juvenile Justice Programs
Strategic Goal & Objective:	DOJ Strategic Goal 3, Objective 3.1 OJP Strategic Goal 5, Objective 5.1
Organizational Program:	Office of Juvenile Justice and Delinquency Prevention
Ranking:	17 of 32
Program Increase:	Positions 0 FTE 0 Dollars +\$30,000,000

Description of Item

In FY 2014, the President's Budget requests \$70.0 million for the Title II Part B Formula Grants Program, an increase of \$30.0 million above the FY 2012 Enacted level. The Title II Part B Formula Grants Program is the core program that supports state, local, and tribal efforts to improve the fairness and responsiveness of the juvenile justice system and to increase accountability of the juvenile offender. All 50 states, the District of Columbia, and five territories are eligible to apply for Title II Part B funds, which are distributed on a formula basis and administered by the Office of Juvenile Justice and Delinquency Prevention (OJJDP).

Justification

In the 37 years of its existence, OJJDP has sponsored research that has established that young offenders need to be treated differently than adults. Well-established medical research indicates that an adolescent's brain will continue to grow and develop until she or he is about 25 years old. This research also established that youthful offenders lack the same mental acuity of adults in decision-making processes and impulse control. Therefore, youth necessarily should be treated differently in the justice system. This is the founding principle upon which the Juvenile Justice and Delinquency Prevention Act of 1974 (JJDP Act) was enacted.

The JJDP Act authorizes formula grant funding to support states' efforts to comply with four core requirements that protect youth who come into contact with the justice system and to improve their chances of a positive outcome if they do enter the system. These formula grant dollars fund programs that serve over 250,000 at-risk youth per year and allow appropriate youth to stay in their communities rather than face secure detention. If detaining the youth is necessary, these funds can be used to ensure they are held pursuant to the core requirements of the JJDP Act.

The core requirements include separating youth from adult offenders in secure facilities, assuring they are not held in adult jails or lock ups, and ensuring that youth charged with minor status offenses (truancy, running away from home, etc.) are not held in secure detention. Additionally, states are required to make concerted efforts to reduce minority youths' disproportionate contact with the juvenile justice system.

The additional funds will also support state efforts to adequately address Disproportionate Minority Contact (DMC) by implementing OJJDP's DMC Reduction Model. This model includes several elements that will help states identify and respond to this problem, including improving data collection and analysis; determining the contributing factors; developing and implementing best practices in delinquency prevention and juvenile justice system improvement strategies; evaluating those strategies, and monitoring trends to ensure that minority overrepresentation is reduced throughout the juvenile justice system.

Impact on Performance

This program supports *DOJ Strategic Goal 3: Ensure and support the fair, impartial, efficient, and transparent administration of justice at the federal, state, local, tribal, and international levels; Objective 3.1: Promote and strengthen relationships and strategies for the administration of justice with state, local, tribal, and international law enforcement; OJP Strategic Goal 5: Support state, local, and tribal justice systems to ensure the fair and impartial administration of justice; and OJP Strategic Objective 5.1: Increase the nation's capacity to prevent and control crime through support for the nation's law enforcement, criminal, and juvenile justice systems.*

The ultimate goal of OJJDP's work is to keep youth from entering the juvenile justice system in the first place—that is, prevention. OJJDP formula and block grants support states' efforts to develop alternatives to confinement and to develop and implement screening and assessment tools. Research has shown that detention and incarceration rarely rehabilitate young offenders.

The states have made significant progress toward achieving the goals of the JJDP Act. Since its enactment, the detention of status offenders has decreased by 97.9 percent, from 171,076 to 3,581. Instances of youth held with adults have decreased 99 percent, from 81,810 to 836. Instances of youth held in adult jails or lockups have decreased 97.8 percent from 154,618 to 3,353. While progress has been made, there is still work to do, and the progress thus far should not lapse.

An increase in funding to the Title II Part B Formula Grants Program will not only support states efforts to adequately address Disproportionate Minority Contact (DMC) by implementing OJJDP's DMC Reduction Model, it will provide the additional funding needed to support state and local efforts to plan, establish, operate, coordinate, and evaluate projects supporting the goal of the program, which is to improve juvenile justice systems by increasing the availability and types of prevention and intervention programs and juvenile justice system improvements.

Funding

Base Funding

FY 2012 Enacted				FY 2013 CR				FY 2014 Current Services			
Pos	Agt/Atty	FTE	\$(000)	Pos	Agt/Atty	FTE	\$(000)	Pos	Agt/Atty	FTE	\$(000)
			\$40,000				\$40,000				\$40,000

Personnel Increase Cost Summary

Type of Position	Modular Cost per Position (\$000)	Number of Positions Reduced	FY 2014 Request (\$000)	FY 2015 Net Annualization (change from 2014) (\$000)	FY 2016 Net Annualization (change from 2015) (\$000)
Total Personnel					

Non-Personnel Increase Cost Summary

Non-Personnel Item	Unit	Quantity	FY 2014 Request (\$000)	FY 2015 Net Annualization (change from 2014) (\$000)	FY 2016 Net Annualization (change from 2015) (\$000)
Total Non-Personnel			\$30,000		

Total Request for this Item

	Pos	Agt/Atty	FTE	Personnel (\$000)	Non-Personnel (\$000)	Total (\$000)	FY 2015 Net Annualization (change from 2014) (\$000)	FY 2016 Net Annualization (change from 2015) (\$000)
Current Services					\$40,000	\$40,000		
Increases					\$30,000	\$30,000		
Grand Total					\$70,000	\$70,000		

V. Program Increases by Item

Item Name:	Delinquency Prevention Program (commonly referred to as Title V: Incentive Grants)
Budget Appropriation:	Juvenile Justice Programs
Strategic Goal & Objective:	DOJ Strategic Goal 2, Objective 2.2 OJP Strategic Goal 2, Objective 2.1
Organizational Program:	Office of Juvenile Justice and Delinquency Prevention
Ranking:	18 of 32
Program Increase:	Positions 0 FTE 0 Dollars +\$36,000,000

Description of Item

In FY 2014, the President's Budget requests \$56.0 million for the Delinquency Prevention Program (commonly referred to as Title V: Incentive Grants program), an increase of \$36.0 million above the FY 2012 Enacted level. This program is authorized under Sections 261 and 262 the Juvenile Justice and Delinquency Prevention Act of 1974. The Delinquency Prevention Program provides awards to a variety of eligible entities for a broad range of delinquency prevention programs and activities to benefit youth who are at risk of having contact with the juvenile justice system. Funding may also be made available to support traditional juvenile justice programs such as VOCA, CASA, and Child Abuse Training, EUDL, Gang Prevention, and Tribal Youth programs.

Of the requested funding for this program, \$20.0 million is for an evidence-based, data-driven system realignment initiative, Juvenile Justice and Education Collaboration Assistance (JJECA). This is a new initiative that builds on work done by the Departments of Justice and Education on the Supportive School Discipline Initiative to help judges, educators, school administrators, law enforcement and other involved persons keep students in schools and out of courts. The focus of JJECA is on training and collaboration to replicate and support evidence-based practices and programs including multi-tiered behavioral approaches to creating positive school climates and improving student behavior and academic outcomes. These approaches reduce the use of suspension, expulsion, and arrest as responses to youth misbehaving. JJECA will make both local awards as well as, in a few cases, state awards:

- Local Awards: JJECA will combine with grants from Education and Health and Human Services' Substance Abuse and Mental Health Services Administration (SAMHSA) to provide competitive grants to local education agencies (LEAs) in partnership with juvenile justice and law enforcement entities, thereby ensuring that LEAs are able to apply for assistance across a continuum of available funding sources for addressing school safety and climate. Grantees will implement multi-tiered behavioral frameworks (MTBFs) in schools and correctional education settings, collaborate with juvenile justice and law enforcement entities to reduce unnecessarily harsh discipline actions including

arrests and juvenile justice system involvement, implement evidence-based positive behavioral interventions, and train school staff in mental health first aid.

- State Awards: JJECA will also make awards to State educational agencies (SEAs) as part of a similar interagency effort, which is important for those states where the juvenile justice system is organized and operated at the state level. While up to 20 state level grants also will be awarded grants from the combined Education, SAMHSA, and OJP programs to encourage cross-agency collaboration, it is expected that the JJECA funds for state awards will focus on the small number of states in which the juvenile justice system is a state-level enterprise. The JJECA funds may be used to: (1) provide training and technical assistance to LEAs implementing MTBFs as part of comprehensive school-community public health and safety initiatives; (2) support and encourage collaboration among educators in public schools and youth corrections settings, health providers and law enforcement and court officials; (3) develop state policies to promote the successful implementation of LEAs' MTBF efforts; (4) assist with expansion of MTBFs to correctional education settings; (5) advance permissible collection, sharing and use of data by the affected education, youth corrections, health and justice agencies and (6) collect performance measurement data on the impact of these grants.

These proposals are part of the Administration's plan to reduce gun violence, make schools safer and increase access to mental health services, announced by the President in January 2013. JJECA supports that plan's common-sense proposals designed to make our schools safer by encouraging nurturing school climates and appropriate responses to youth misbehaving.

Justification

The Delinquency Prevention Program is the only federal grants program solely dedicated to delinquency prevention. Working from a research-based framework, this program emphasizes the use of effective prevention elements, including the development of comprehensive community-based approach that addresses risk factors in children and their environment that contribute to the development of future delinquent behavior. This program also promotes efforts to strengthen the protective factors that can promote healthy development and insulate youth from problems. Funded within this program in the FY 2014 Budget, Juvenile Justice and Education Collaboration Assistance provides a new interagency, collaborative framework for reducing youth involvement in the juvenile justice system while improving the safety and climate within schools.

OJP's Office of Juvenile Justice and Delinquency Prevention (OJJDP) is the Federal Government's lead agency for delinquency prevention efforts and supports programs and activities that are not handled by other federal agencies. Building the nation's capacity to prevent juvenile crime (at the "front-end" of the juvenile justice system) will ultimately save money by reducing federal, state, local and tribal spending on the expensive "back-end" costs of the juvenile justice system (such as enforcement and treatment). There is a growing body of evidence that demonstrates the effectiveness of delinquency prevention programs in reducing juvenile crime, and the fact that prevention has consistently been shown to be cost effective.

Impact on Performance

This program supports *DOJ Strategic Goal 2: Prevent crime, protect the rights of the American people, and enforce Federal law; DOJ Strategic Objective 2.2: Prevent and intervene in crimes against vulnerable populations; uphold the rights of, and improve services to, America's crime victims; OJP Strategic Goal 2: Protect vulnerable population, especially children, from victimization and improve services to victims of crime; and OJP Strategic Objective 2.1: Protect vulnerable populations, especially children, from exploitation by online predators, victimization, and sexual abuse.*

The increase in funding will support the goal of this initiative, which is to increase the availability and types of prevention programs to improve state and local juvenile justice systems.

Funding

Base Funding

FY 2012 Enacted				FY 2013 CR				FY 2014 Current Services			
Pos	Agt/ Atty	FTE	\$(000)	Pos	Agt/ Atty	FTE	\$(000)	Pos	Agt/ Atty	FTE	\$(000)
			\$20,000				\$20,000				\$20,000

Personnel Increase Cost Summary

Type of Position	Modular Cost per Position (\$000)	Number of Positions Requested	FY 2014 Request (\$000)	FY 2015 Net Annualization (change from 2014) (\$000)	FY 2016 Net Annualization (change from 2015) (\$000)
Total Personnel					

Non-Personnel Increase Cost Summary

Non-Personnel Item	Unit Cost	Quantity	FY 2014 Request (\$000)	FY 2015 Net Annualization (change from 2014) (\$000)	FY 2016 Net Annualization (change from 2015) (\$000)
Total Non-Personnel			\$36,000		

Total Request for this Item

	Pos	Agt/ Atty	FTE	Personnel (\$000)	Non-Personnel (\$000)	Total (\$000)	FY 2015 Net Annualization (change from 2014) (\$000)	FY 2016 Net Annualization (change from 2015) (\$000)
Current Services					\$20,000	\$20,000		
Increases					\$36,000	\$36,000		
Grand Total					\$56,000	\$56,000		

V. Program Increases by Item

Item Name:	Problem Solving Justice
Budget Appropriation:	State and Local Law Enforcement Assistance
Strategic Goal & Objective:	DOJ Strategic Goal 2, Objective 2.3 OJP Strategic Goal 3, Objective 3.1
Organizational Program:	Bureau of Justice Assistance
Ranking:	19 of 32
Program Increase:	Positions 0 FTE 0 Dollars +\$44,000,000

Description of Item:

In FY 2014, the President's Budget requests \$44.0 million for the Problem Solving Justice program. This program will consolidate two successful programs – the Drug Court and Mentally Ill Offender Act programs – and build on their accomplishments by expanding the use of problem solving strategies at the state, local, and tribal levels. It will establish a comprehensive national initiative that will encourage research-based continuums of local justice system responses for drug involved offenders and problem solving strategies for addressing community crime problems and other priority offender populations.

The Problem Solving Justice program will provide policy development, training, technical assistance, and grant funding to support development of an evidence-based continuum of responses to crime problems and offenders that appropriately address offender risks and needs. These efforts will build on the success of the Drug Court program and other problem solving approaches. These earlier programs have proven that tailored interventions addressing offender needs and criminogenic risks will reduce recidivism and effectively respond to the underlying social and psychological issues that lead to involvement in the criminal justice system.

The Problem Solving Justice program will fund the following activities:

- **Implementation of Local Problem Solving Strategies in the Criminal Justice Continuum:** This initiative will help state, local, and tribal jurisdictions assess their criminal justice systems and offender populations, and map community resources to provide appropriate interventions and sanctions. Efforts will focus on the following areas that will promote the use of data driven, evidence-based strategies to address offender needs.
 - Strategic planning to support informed decision-making on strategies to address offenders' needs and assess the risk they pose to their local communities;
 - Developing a continuum of responses for drug involved offenders, to include drug courts, pretrial diversion programs, and creative sentencing;

- Improving collaboration among the criminal justice system components to improve effective responses for people with mental illnesses involved with the justice system;
 - Developing a better understanding of how problem solving justice strategies work, their resource requirements, coordinated case management, best practices for problem solving justice strategies, and how to evaluate their effectiveness;
 - Implementing problem solving strategies in “problem” not “specialty” courts to help jurisdictions respond to crime problems in a more effective manner; and
 - Translating the core principles of problem solving justice into the mainstream of criminal justice operations to bring the benefits of problem solving strategies to every community.
- **Drug Court Program:** The Drug Court program provides grants and technical assistance to state, local, and tribal governments to support the development, expansion, and enhancement of drug courts. This component builds on the successes of OJP’s 15 years of experience with drug courts. With over 2,500 drug treatment courts nationwide, one of OJP’s primary goals for this component is to build capacity within existing drug courts and to determine whether drug courts are targeting offenders who are appropriate for admission to their programs. Grantees will be asked to explore strategies for targeting the greatest number of appropriate offenders and examine screening instruments to evaluate whether the programs are effectively identifying eligible and appropriate individuals for drug court programs. OJP will also use experts in the field to examine how drug courts are different today, how they have evolved from the original model and current barriers to compliance with the 10 key components of the drug court model.
 - **Problem Solving Efforts to Address Offenders with Mental Illnesses:** This program will assist states, tribes, and units of local government in designing and implementing collaborative efforts between criminal justice and mental health systems, improving access to effective treatment for offenders with mental illnesses or co-occurring mental health and substance use disorders. Some of the initiatives that may be supported by this program include law enforcement crisis intervention teams, mental health courts, mental health/substance abuse treatment programs that address co-occurring illnesses, diversion programs, reentry planning initiatives for offenders with mental health concerns, and cross-training of criminal justice, mental health, and law enforcement personnel. This component will also provide training and technical assistance to grant recipients and encourage them to foster collaboration between state and local governments that foster problem solving efforts targeted to mental illness and the justice system.

Justification

Many of the offenders who encounter the criminal justice system are individuals with medical, psychological, and social problems. These cases are increasing in number and pose particular challenges for courts, both large and small. Traditional criminal justice and court processes were not designed to address the underlying social and psychosocial issues that lead these cases to the criminal justice system and all too often, the courtroom. When the underlying social, physical,

and psychological problems of offenders are not addressed, this can result in the problems resurfacing later as new cases. To remedy this problem, the Problem Solving Justice program will help state, local, and tribal governments develop multi-faceted strategies that bring criminal justice (particularly the courts), social services, and public health agencies, as well as community organizations, together to develop system-wide responses to offender risks.

This request provides continuing support for jurisdictions seeking to meet offenders' needs through drug courts. Evidence from a number of studies indicates that drug court graduates are rearrested less than their comparison groups.⁵ Rigorous studies examining long-term outcomes of individual drug courts have found that reductions in crime last at least three years and can endure for over 14 years. In addition, drug courts produce cost savings ranging from \$4,000 to \$12,000 per offender. These cost savings reflect reduced jail and prison costs, reduced revolving door arrests and trials, reduced victimization, and enhanced public safety.

This request also continues support for efforts to divert mentally ill persons from the justice system when possible and to address the problem of access to treatment for people with mental illness involved in the criminal justice system. According to a report by the Bureau of Justice Statistics,⁶ in 2005, more than half of all prison and jail inmates had a mental health problem, including 705,600 inmates in state prisons, 78,800 in federal prisons, and 479,900 in local jails. The proportion of inmates who received treatment after they were admitted is relatively low: 34 percent for state prisoners, 24 percent for federal prisoners, and 17 percent for offenders in local jails.⁷ Without treatment, conditions can worsen and offenders can be a greater threat to themselves and others when they leave jail or prison. This initiative will help state, local, and tribal jurisdictions intervene as early as possible for offenders with mental illness so that they do not cycle back into the system without receiving the treatment they need.

Finally, this initiative will build on the success of other programs that OJP currently administers. The activities funded by this initiative, in coordination with programs such as the Smart Policing, Residential Substance Abuse Treatment (RSAT), and Second Chance Act programs, will help communities implement data-driven, evidence-based approaches that meet the needs of offenders involved at any point in the criminal justice system continuum.

Impact on Performance

This initiative will support *DOJ Strategic Goal 2: Prevent crime, protect the rights of the American people, and enforce Federal law; DOJ Strategic Objective 2.3: Combat the threat, trafficking, and use of illegal drugs and the diversion of licit drugs; OJP Strategic Goal 3: Improve efforts and coordinated strategies to prevent and treat illegal drug use and the misuse of licit drugs; and OJP Objective 3.1: Assist state, local, and tribal programs with the prevention and treatment of illegal drug use.*

⁵ *Research on drug courts: A critical review: 2001 update.* NIJ, 2006; Belenko, 2001; GAO, 2005.

⁶ *Mental Health Problems of Prison and Jail Inmates.* James & Glaze, 2006.

⁷ *Id.*

The Problem Solving Justice Program will enable state, local, and tribal governments to improve public safety, reduce recidivism, and provide a framework for comprehensive criminal justice responses that meets the unique needs of offenders. The goals of this initiative are to:

- Help state, local, and tribal jurisdictions assess their criminal justice systems and offender populations, and map community resources to provide appropriate interventions and sanctions;
- Provide grants and technical assistance to state, local, and tribal governments to support the development, expansion, and enhancement of drug courts and other problem-solving strategies;
- Assist states, tribes, and units of local government in designing and implementing collaborative efforts between criminal justice and mental health systems, improving access to effective treatment for offenders with mental illnesses or co-occurring mental health and substance use disorders; and
- Improve responses to offenders with medical, psychological, and social problems that contribute to their criminal behavior.

Funding

Base Funding

FY 2012 Enacted				FY 2013 CR				FY 2014 Current Services			
Pos	Agt/ Atty	FTE	\$(000)	Pos	Agt/ Atty	FTE	\$(000)	Pos	Agt/ Atty	FTE	\$(000)
			\$0				\$0				\$0

Personnel Increase Cost Summary

Type of Position	Modular Cost per Position (\$000)	Number of Positions Requested	FY 2014 Request (\$000)	FY 2015 Net Annualization (change from 2014) (\$000)	FY 2016 Net Annualization (change from 2015) (\$000)
Total Personnel					

Non-Personnel Increase Cost Summary

Non-Personnel Item	Unit Cost	Quantity	FY 2014 Request (\$000)	FY 2015 Net Annualization (Change from 2014) (\$000)	FY 2016 Net Annualization (Change from 2015) (\$000)
Total Non-Personnel			\$44,000		

Total Request for this Item

	Pos	Agt/ Atty	FTE	Personnel (\$000)	Non-Personnel (\$000)	Total (\$000)	FY 2015 Net Annualization (Change from 2014) (\$000)	FY 2016 Net Annualization (Change from 2015) (\$000)
Current Services					\$0	\$0		
Increases					\$44,000	\$44,000		
Grand Total					\$44,000	\$44,000		

V. Program Increases by Item

Item Name:	Missing and Exploited Children Program
Budget Appropriation:	Juvenile Justice Programs
Strategic Goal & Objective:	DOJ Strategic Goal 2, Objective 2.2 OJP Strategic Goal 2, Objective 2.1
Organizational Program:	Office of Juvenile Justice and Delinquency Prevention
Ranking:	20 of 32
Program Increase:	Positions 0 FTE 0 Dollars +\$2,000,000

Description of Item

In FY 2014, OJP requests \$67.0 million for the Missing and Exploited Children (MEC) program, an increase of \$2.0 million above the above the FY 2012 Enacted level. This request includes \$22.0 million for the Internet Crimes Against Children program. The MEC program is the primary vehicle for building an infrastructure to support the national effort to prevent the abduction and exploitation of our nation's children.

Every day in America, 2,200 children are reported missing to law enforcement. Many of these children are runaways; others are abducted by non-custodial parents. Some wander away and are unable to find their way home, and still others fall victim to and are exploited by predators. This program, which is administered by the Office of Juvenile Justice and Delinquency Prevention (OJJDP), provides the only federally-coordinated mechanism for locating and recovering missing children through federal, state, and local law enforcement agency efforts.

The Missing and Exploited Children Program includes:

- Internet Crimes Against Children (ICAC) Program (this includes funding for the ICAC task forces, as well as training and technical assistance and research);
- Funding for the National Center for Missing and Exploited Children (including the Jimmy Ryce Law Enforcement Training Center);
- AMBER Alert Program; and
- Missing and Exploited Children Discretionary Activities.

Justification

This request for additional funding will assist OJJDP in providing much needed support and assistance, including training and technical assistance to the field. Given the technological advancements that occur every day, it is vital that OJJDP continuously provide training and technical assistance to our law enforcement partners to help ensure they are well-informed and

remain abreast of the most current trends. Failure to do so will have a direct impact on the number of children harmed.

For example, the ICAC Task Force program, funded via the MEC Programs, is one of OJP's largest collaborative efforts. This national network of 61 coordinated task forces represents more than 3,000 federal, state, and local law enforcement and prosecutorial agencies that conduct investigations, forensic examinations, and prosecutions related to online child victimization and pornography.

In addition, the National Center for Missing and Exploited Children (NCMEC) is a national resource center and information clearinghouse for missing and exploited children. NCMEC provides training and technical assistance to law enforcement agencies, state and local governments and individuals in the prevention, investigation, prosecution, and treatment of cases involving missing and exploited children.

Further, the America's Missing: Broadcast Emergency Response (AMBER) Alert program has played an increasingly prominent role in OJP's efforts to protect children from abduction. Since October 2002, when AMBER Alerts became a coordinated national effort, over 90 percent of Amber Alert cases have resulted in a successful recovery. This progress is attributable to better coordination and training at all levels, increased public awareness, technological advances, and cooperation among law enforcement, transportation officials, and broadcasters. In addition to its successful website (www.amberalert.gov), the AMBER Alert program's strategy focuses on: (1) strengthening the existing AMBER Alert system; (2) expanding the scope of the AMBER Alert program; and (3) enhancing communication and coordination.

Impact on Performance

This program directly supports *DOJ Strategic Goal 2: Prevent crime, protect the rights of the American people, and enforce federal law; DOJ Strategic Objective 2.2: Prevent and intervene in crimes against vulnerable populations; uphold the rights of, and improve services to, America's crime victims; OJP Strategic Goal 2: Protect vulnerable populations, especially children, from victimization and improve services to victims of crime; and OJP Strategic Objective 2.1: Protect vulnerable populations, especially children, from exploitation by online predators, victimization, and sexual abuse.*

Since 2000, the ICAC Task Forces have reviewed 324,474 complaints of alleged child sexual victimization resulting in the arrest of approximately 33,541 individuals. In FY 2011, the ICAC program trained over 31,000 law enforcement personnel, over 2,800 prosecutors, and more than 11,000 other professionals working in the ICAC field. In FY 2012, OJP awarded over \$25 million to support the ICAC task forces, provide training and technical assistance, and support research on child exploitation; resulting in training for nearly 30,000 law enforcement officers, approximately 2,000 prosecutors, and 9,347 other child care professionals. Training at this level has provided the necessary knowledge to individuals so that they may more effectively and efficiently investigate and prosecute these types of cases.

In FY 2011, supported with funds provided by OJJDP, NCMEC provided 903,908 instances of technical assistance to families, law-enforcement officers, state/territorial clearinghouses, nonprofit-service providers, and other concerned parties in cases of missing and sexually exploited children. NCMEC assisted law-enforcement agencies and families in the recovery of 11,690 children in FY 2011.

In FY 2012, supported by funds provided by OJJDP, NCMEC provided 1,043,404 instances of technical assistance to families, law-enforcement officers, state/territorial clearinghouses, nonprofit-service providers, and other concerned parties in cases of missing and sexually exploited children. In addition, NCMEC assisted law-enforcement agencies and families in the recovery of 10,966 children in FY 2012. In 2012, the percent of children recovered within 72 hours of an issuance of an Amber Alert was 92 percent.

In 2011, the percent of children recovered within 72 hours of an issuance of an Amber Alert was 89 percent.

Funding

Base Funding

FY 2012 Enacted				FY 2013 CR				FY 2014 Current Services			
Pos	Agt/ Atty	FTE	\$(000)	Pos	Agt/ Atty	FTE	\$(000)	Pos	Agt/ Atty	FTE	\$(000)
			\$65,000				\$65,000				\$65,000

Personnel Increase Cost Summary

Type of Position	Modular Cost per Position (\$000)	Number of Positions Reduced	FY 2014 Request (\$000)	FY 2015 Net Annualization (change from 2014) (\$000)	FY 2016 Net Annualization (change from 2015) (\$000)
Total Personnel					

Non-Personnel Increase Cost Summary

Non-Personnel Item	Unit	Quantity	FY 2014 Request (\$000)	FY 2015 Net Annualization (change from 2014) (\$000)	FY 2016 Net Annualization (change from 2015) (\$000)
Total Non-Personnel			\$2,000		

Total Request for this Item

	Pos	Agt/Atty	FTE	Personnel (\$000)	Non- Personnel (\$000)	Total (\$000)	FY 2015 Net Annualization (change from 2014) (\$000)	FY 2016 Net Annualization (change from 2015) (\$000)
Current Services					\$65,000	\$65,000		
Increases					\$2,000	\$2,000		
Grand Total					\$67,000	\$67,000		

V. Program Increases by Item

Item Name: **Residential Substance Abuse Treatment for State Prisoners (RSAT) Program**

Budget Appropriation: State and Local Law Enforcement Assistance

Strategic Goal & Objective: DOJ Strategic Goal 3, Objective 3.3
OJP Strategic Goal 7, Objective 7.2

Organizational Program: Bureau of Justice Assistance

Ranking: 21 of 32

Program Increase: Positions **0** FTE **0** Dollars **+\$9,000,000**

Description of Item

In FY 2014, the President's Budget requests \$19.0 million for the RSAT program, an increase of \$9.0 million above the FY 2012 Enacted level. Created by the Violent Crime Control and Law Enforcement Act of 1994 (Public Law 103-322), this program, to be administered by the Bureau of Justice Assistance (BJA), assists states and units of local government in developing and implementing residential substance abuse treatment programs in state and local correctional and detention facilities and to create and maintain community-based aftercare services for offenders.

Justification

Between 1996 and 2006 the number of substance involved inmates in US jails and prisons increased by 43 percent (1.9 million). Despite the fact that 78 percent (1.5 million) of these inmates met the DSM-IV medical criteria for alcohol or substance addiction only 11.2 percent had received any type of treatment services and 16.6 percent of facilities throughout the U.S. offered treatment in specialized settings which can produce better outcomes.

The RSAT formula grant program is a federally recognized one that helps state, local and tribal governments develop residential and aftercare services to substance involved inmates that research shows need but do not receive services in specialized settings. RSAT grantees must foster partnerships between correctional staff and the treatment community to create programs in secure settings that help offenders overcome their substance abuse problems and prepare for reentry into society. In any given year, approximately 30,000 participants are provided specialized residential substance and aftercare services designed to help them become substance and crime free, develop skills to obtain adequate employment, and lead productive lives in the community.

By focusing on substance involved offenders in U.S. prisons and jails, states are able to achieve cost efficiency while simultaneously addressing the treatment needs of an important subpopulation of offenders who are found to drive most jurisdictions' recidivism rates. Therefore, an increase in RSAT funding would enable states and units of local and tribal government to expand much needed substance abuse treatment services to a subpopulation of offenders that need it most, thereby reducing the treatment gap for such individuals.

Impact on Performance

This program enhancement supports *DOJ's Strategic Goal 3: Ensure and support the fair, impartial, efficient, and transparent administration of justice at the federal, state, local, tribal and international levels; DOJ Strategic Objective 3.3: Provide for the safe, secure, humane, and cost-effective confinement of detainees awaiting trial and/or sentencing, and those in the custody of the federal prison system; OJP Strategic Goal 7: Promote efforts that improve the security of persons in custody and provide innovative, comprehensive reentry approaches to reduce recidivism and maintain public safety; and OJP Strategic Objective 7.2: Promote innovative and comprehensive reentry approaches to facilitate offenders' successful reintegration into society, consistent with community expectation and standards.*

The goals of this initiative are to:

- Help states and local governments develop and implement substance abuse treatment programs in state and local correctional and detention facilities and
- To create and maintain community-based aftercare services for offenders.

By modestly increasing funding for this proven program, OJP will assist states and local jurisdictions with improving services for offenders with substance abuse programs and increasing the number of offenders served.

Funding

Base Funding

FY 2012 Enacted				FY 2013 CR				FY 2014 Current Services			
Pos	Agt/ Atty	FTE	\$(000)	Pos	Agt/ Atty	FTE	\$(000)	Pos	Agt/ Atty	FTE	\$(000)
			\$10,000				\$10,000				\$10,000

Personnel Increase Cost Summary

Type of Position	Modular Cost per Position (\$000)	Number of Positions Requested	FY 2014 Request (\$000)	FY 2015 Net Annualization (change from 2014) (\$000)	FY 2016 Net Annualization (change from 2015) (\$000)
Total Personnel					

Non-Personnel Increase Cost Summary

Non-Personnel Item	Unit Cost	Quantity	FY 2014 Request (\$000)	FY 2015 Net Annualization (Change from 2014) (\$000)	FY 2016 Net Annualization (Change from 2015) (\$000)
Total Non-Personnel			\$9,000		

Total Request for this Item

	Pos	Agt/ Atty	FTE	Personnel (\$000)	Non-Personnel (\$000)	Total (\$000)	FY 2015 Net Annualization (Change from 2014) (\$000)	FY 2016 Net Annualization (Change from 2015) (\$000)
Current Services					\$10,000	\$10,000		
Increases					\$9,000	\$9,000		
Grand Total					\$19,000	\$19,000		

V. Program Increases by Item

Item Name: **Competitive Grants Focusing on Girls in the Juvenile Justice System**

Budget Appropriation: Juvenile Justice Programs

Strategic Goal & Objective: DOJ Strategic Goal 2, Objective 2.1
OJP Strategic Goal 1, Objective 1.1

Organizational Program: Office of Juvenile Justice and Delinquency Prevention

Ranking: 22 of 32

Program Increase: Positions **0** FTE **0** Dollars **+\$2,000,000**

Description of Item

In FY 2014, the President's Budget requests \$2.0 million for a new program that will support a competitive evaluation and demonstration program grants. These funds will be used for grants that will focus on girls in the juvenile justice system through responses and strategies that consider gender and the special needs of girls, including trauma informed screening, assessment and care. Grants will be made to support activities designed to increase knowledge regarding "what works" for girls at risk of involvement or already involved in the juvenile justice system.

Grants would support community-based prevention and diversion programs for status-offending girls; school-based programs for high-risk elementary and middle-school girls; mentoring programs specifically for girls; girls' group homes; and dedicated probation officers.

Justification

Girls make up the fastest growing segment of the juvenile justice system and yet there exist few, if any, evidence-based programs that are gender-specific. As a group, girls are disproportionately "high need" and "low risk," meaning that they face a host of challenges and have a critical need for services, but for the most part do not pose a significant threat to the public. The differences between the profiles and service needs of girls and boys entering the juvenile justice system present a significant challenge to professionals who serve them. Many girls in the system have experienced traumatic events, including sexual and physical abuse and neglect, which have deeply wounded them emotionally and physically. According to the Attorney General's National Task Force on Children Exposed to Violence, "we know that a high percentage of girls in the juvenile justice system have been exposed to significant violence and trauma." Ninety percent of incarcerated girls report having experienced emotional, physical, and/or sexual abuse.

Involvement in the justice system may penalize girls by exacerbating existing health and family problems, while failing to address underlying issues. Twenty percent of girls in custody have or are expecting children. Girls within the juvenile justice system are more likely to be parents than their non-justice system involved peers. Nine percent of girls in custody report that they have children compared to six percent of girls in the general population.

Girls involved in the juvenile justice system typically have high rates of mental health problems, including depression. In their adolescence, girls are more likely than boys to attempt suicide and to self-mutilate. Negative body image, low self-esteem, and acute substance abuse aimed at self-medication, which so often result from trauma, are issues that must be addressed in the future. Most girls in the juvenile justice system do not pose a public safety risk and would be far better served in non-residential treatment facilities close to their homes. For those who do pose a risk to others or to themselves, small gender-responsive, culturally competent residential facilities are needed. There is a great need for the development and evaluation of gender-specific programs for at-risk and system-involved girls. These programs should be community-based; weaving together family, community, and systems of care (i.e. mental health); promote healing from trauma caused by physical and sexual abuse; promote the personal development of girls' individual strengths; and support and promote ongoing, positive relationships between girls and older women.

Impact on Performance

This program supports DOJ Strategic Goal 2: Prevent crime, protect the rights of the American people, and enforce Federal law; DOJ Strategic Objective 2.1: Combat the threat, incidence, and prevalence of violent crime; OJP Strategic Goal 1: Enhance state, local, and tribal efforts to prevent and respond to violent crime and acts of terrorism; and OJP Strategic Objective 1.1: Prevent and respond to youth and gang violence.

The goal of this program is to reduce girls' delinquency and improve services to girls in the juvenile justice system through the development of gender-specific, evidence-based programming and strategies.

Funding

Base Funding

FY 2012 Enacted				FY 2013 CR				FY 2014 Current Services			
Pos	Agt/Atty	FTE	\$(000)	Pos	Agt/Atty	FTE	\$(000)	Pos	Agt/Atty	FTE	\$(000)
			\$0				\$0				\$0

Personnel Increase Cost Summary

Type of Position	Modular Cost per Position (\$000)	Number of Positions Reduced	FY 2014 Request (\$000)	FY 2015 Net Annualization (change from 2014) (\$000)	FY 2016 Net Annualization (change from 2015) (\$000)
Total Personnel					

Non-Personnel Increase Cost Summary

Non-Personnel Item	Unit	Quantity	FY 2014 Request (\$000)	FY 2015 Net Annualization (change from 2014) (\$000)	FY 2016 Net Annualization (change from 2015) (\$000)
Total Non-Personnel			\$2,000		

Total Request for this Item

	Pos	Agt/Atty	FTE	Personnel (\$000)	Non-Personnel (\$000)	Total (\$000)	FY 2015 Net Annualization (change from 2014) (\$000)	FY 2016 Net Annualization (change from 2015) (\$000)
Current Services					\$0	\$0		
Increases					\$2,000	\$2,000		
Grand Total					\$2,000	\$2,000		

V. Program Increases by Item

Item Name:	Juvenile Justice Realignment Incentive Grants Program
Budget Appropriation:	Juvenile Justice Programs
Strategic Goal & Objective:	DOJ Strategic Goal 2, Objective 2.1 OJP Strategic Goal 1, Objective 1.1
Organizational Program:	Office of Juvenile Justice and Delinquency Prevention
Ranking:	23 of 32
Program Increase:	Positions 0 FTE 0 Dollars +\$20,000,000

Description of Item

In FY 2014, the President's Budget requests \$20.0 million for the new Juvenile Justice Realignment Incentive Grants Program, which will be administered by the Office of Juvenile Justice and Delinquency Prevention (OJJDP). The program will provide incentive grants to assist states that use Juvenile Accountability Block Grant (JABG) Program funds for evidence-based juvenile justice system realignment to foster better outcomes for system-involved youth, less costly use of incarceration, improved system accountability, and increased public safety. Among the related models for realignment that may be supported with these funds are: MacArthur Foundation's Models for Change initiative; the Burns Institute's and Center for Children's Law and Policy's data-driven, consensus-based approaches for reducing disproportionate minority involvement in the juvenile justice system; and OJJDP's Juvenile Justice Reinvestment and Reform Initiative which builds and expands on Georgetown University's research-based, targeted approach to introducing risk assessment in partnership with a matrix of evidence-based responses to juvenile offending and a comprehensive cost assessment.

Justification

This program will couple formula grants—JABG—with competitive incentive grants that will make supplementary awards to states and localities using base formula grant funds for evidence-based purposes. These incentive grants will serve as inducements for states and localities to use formula funds (as well as state and local funds) to implement proven public safety strategies. They will not be used to penalize or reduce formula funds for states that decline to use funding for these purposes.

Impact on Performance

This program supports *DOJ Strategic Goal 2: Prevent crime, protect the rights of the American people, and enforce Federal law; DOJ Strategic Objective 2.1: Combat the threat, incidence, and prevalence of violent crime; OJP Strategic Goal 1: Enhance state, local, and tribal efforts to prevent and respond to violent crime and acts of terrorism; and OJP Strategic Objective 1.1: Prevent and respond to youth and gang violence.*

The goal of this program is to encourage states to realign juvenile justice funding to support evidence-based juvenile justice strategies, with the long-term goal of reduced overall costs and increased public safety.

Funding

Base Funding

FY 2012 Enacted				FY 2013 CR				FY 2014 Current Services			
Pos	Agt/Atty	FTE	\$(000)	Pos	Agt/Atty	FTE	\$(000)	Pos	Agt/Atty	FTE	\$(000)
			\$0				\$0				\$0

Personnel Increase Cost Summary

Type of Position	Modular Cost per Position (\$000)	Number of Positions Reduced	FY 2014 Request (\$000)	FY 2015 Net Annualization (change from 2014) (\$000)	FY 2016 Net Annualization (change from 2015) (\$000)
Total Personnel					

Non-Personnel Increase Cost Summary

Non-Personnel Item	Unit	Quantity	FY 2014 Request (\$000)	FY 2015 Net Annualization (change from 2014) (\$000)	FY 2016 Net Annualization (change from 2015) (\$000)
Total Non-Personnel			\$20,000		

Total Request for this Item

	Pos	Agt/Atty	FTE	Personnel (\$000)	Non-Personnel (\$000)	Total (\$000)	FY 2015 Net Annualization (change from 2014) (\$000)	FY 2016 Net Annualization (change from 2015) (\$000)
Current Services					\$0	\$0		
Increases					\$20,000	\$20,000		
Grand Total					\$20,000	\$20,000		

V. Program Increases by Item

Item Name:	Byrne Incentive Grants
Budget Appropriation:	State and Local Law Enforcement Assistance
Strategic Goals & Objectives:	DOJ Strategic Goals 3, Objective 3.1 OJP Strategic Goal 5, Objective 5.1
Organizational Program:	Bureau of Justice Assistance
Component Ranking of Item:	24 of 32
Program Increase:	Positions 0 FTE 0 Dollars +\$40,000,000

Description of Item

In FY 2014, the President's Budget requests \$40.0 million for the new Byrne Incentive Grants Program. This request allocates \$15.0 million to Evidence-Based Incentive Grants that can be used to incentivize evidence-based practices, strategies, and programming across the spectrum of state and local criminal justice system activities. The request allocates \$25 million to System Realignment Incentive Grants that will be used to incentivize additional investments in evidence-based, data-driven justice system realignment that can help reduce recidivism and incarceration, as well as improve the accuracy and equity of the criminal justice process. The Byrne Incentive Grants program, which will be administered by the Bureau of Justice Assistance (BJA), will incentivize Byrne JAG grantees to use a portion of their existing funding to support criminal justice programs and practices that are shown through scientific evidence to be effective.

The JAG Program, authorized under Public Law 109-162, is the leading source of federal justice funding to state and local jurisdictions. It provides states, tribes, and local governments with critical funding necessary to support a range of program areas including law enforcement, prosecution and courts, crime prevention and education, corrections and community corrections, drug treatment and enforcement, planning, evaluation, technology improvement, and crime victim and witness initiatives.

BJA proposes to incentivize evidence-based practices and programs in areas such as:

- Policing/law enforcement;
- Information sharing;
- Crime analysis;
- Indigent defense /public defender services;
- Prosecution and adjudications;

- Forensics;
- Gun violence reduction; and
- New field initiated efforts.

Within the two respective allocations of Byrne Incentive Grant Funds:

- The Evidence-Based Incentive Grants will make awards incentivizing state and local use of JAG Program funds for strategies, activities, and interventions that have a strong evidence base, or are promising and will be coupled with rigorous evaluation to determine their effectiveness.
- The System Alignment Incentive Grants aim to rebalance costly state and local justice system responses with less costly alternatives that both consider public safety risk and the need for improved public safety outcomes. System realignment includes system-wide efforts (e.g., such as the Justice Reinvestment Initiative), but also may include initiatives focused on specific segments of the criminal justice system, or specific strategies designed to improve system equity and outcomes, for example:

Objective	Approach	Outcome
Enhance Access to Justice	Public Defender Services	Assure indigent and low income criminal defendants adequate representation
Expedite Case Processing	Forensic Science Improvement	Reduced backlogs and increased reliability in processing of crime scene evidence
Rebalance Justice System Investments	Justice Reinvestment	Reduction of unnecessary incarceration, decreased corrections spending, and lower reconviction rates for people released from prison and under post-release supervision
Improve Conviction Accuracy	Criminal Justice Reform Commissions	Fewer wrongful convictions and improved procedures of redress for those wrongfully convicted
Augment Justice System Alternatives	Diversion Programs	Reduced incarceration spending and recidivism

Justification

This program will couple existing formula and competitive grants from the Byrne JAG program with competitive incentive grants that will make supplementary awards to states and localities using JAG grant funds for evidence-based and system realignment purposes. These incentive grants will serve as inducements for states and localities to use JAG funds (as well as state and local funds) to implement proven public safety strategies. They will not be used to penalize or reduce formula funds for states and localities that decline to use funding for evidence-based purposes.

Impact on Performance

The Byrne Evidence-Based Incentive Grants Program supports *DOJ Strategic Goal 3: Ensure and support the fair, impartial, efficient, and transparent administration of justice at the federal, state, local, tribal, and international levels; DOJ's Strategic Objective 3.1: Promote and strengthen relationships and strategies for the administration of justice with state, local, tribal, and international law enforcement; OJP Strategic Goal 5: Support state, local, and tribal justice systems to ensure the fair and impartial administration of justice; and OJP Strategic Objective 5.1: Increase the nation's capacity to prevent and control crime through support for the nation's law enforcement, criminal, and juvenile justice systems.* The program is expected to positively impact the performance of JAG funded initiatives and bolster the return on federal investment by encouraging JAG grant funds to be used for evidence-based criminal justice programming and change. The definition of evidence-based practices and/or programs will be broad and will include promising practices when coupled with an evaluation.

By using evidence-based practices and programs, applicants will move away from less effective programs and develop and implement new and innovative approaches to some of the most pressing issues in the criminal justice system. The grants will also provide for an evaluative component in order to measure effectiveness. Grants will also be examined for replicability in other jurisdictions and information sharing on successful approaches will be shared among participants and other BJA stakeholders. As a side benefit, the program will bolster partnerships between the state funding agencies and key state practitioners.

Funding

Base Funding

FY 2012 Enacted				FY 2013 CR				FY 2014 Current Services			
Pos	Agt/ Atty	FTE	\$(000)	Pos	Agt/ Atty	FTE	\$(000)	Pos	Agt/ Atty	FTE	\$(000)
			\$0				\$0				\$0

Personnel Increase Cost Summary

Type of Position	Modular Cost per Position (\$000)	Number of Positions Requested	FY 2014 Request (\$000)	FY 2015 Net Annualization (change from 2014) (\$000)	FY 2016 Net Annualization (change from 2015) (\$000)
Total Personnel					

Non-Personnel Increase Cost Summary

Non-Personnel Item	Unit Cost	Quantity	FY 2014 Request (\$000)	FY 2015 Net Annualization (Change from 2014) (\$000)	FY 2016 Net Annualization (Change from 2015) (\$000)
Total Non-Personnel			\$40,000		

Total Request for this Item

	Pos	Agt/ Atty	FTE	Personnel (\$000)	Non-Personnel (\$000)	Total (\$000)	FY 2015 Net Annualization (change from 2014) (\$000)	FY 2016 Net Annualization (change from 2015) (\$000)
Current Services					\$0	\$0		
Increases					\$40,000	\$40,000		
Grand Total					\$40,000	\$40,000		

V. Program Increases by Item

Item Name:	Children of Incarcerated Parents (COIP) Web Portal
Budget Appropriation:	Juvenile Justice Programs
Strategic Goal & Objective:	DOJ Strategic Goal 2, Objective 2.2 OJP Strategic Goal 2, Objective 2.2
Organizational Program:	Office of Juvenile Justice and Delinquency Prevention
Ranking:	25 of 33
Program Increase:	Positions 0 FTE 0 Dollars +\$500,000

Description of Item

In FY 2014, the President's Budget requests \$0.5 million for the Children of Incarcerated Parents (COIP) Web Portal for the continued development and implementation of a web portal that would consolidate information regarding federal resources, grant opportunities, best and promising practices, and ongoing government initiatives that address and support children of incarcerated parents and their caregivers.

Justification

As the number of incarcerated men and women has grown over the past twenty years, so too has the number of incarcerated parents. According to a recent analysis of federal data by the U.S. Government Accountability Office (GAO), as of 2007, an estimated 1.7 million children under the age of 18 had a parent in prison – an increase of almost 80 percent since 1991. Growing up with an incarcerated parent can be associated with a variety of negative outcomes resulting from financial instability, changes in family structure, shame, and stigma.

The importance of considering and accommodating the needs of children while their parents are involved in legal proceedings cannot be overstated. In addition, for service providers and caregivers, it is often difficult to determine the appropriate level at which information should be conveyed to children at differing developmental stages. Having resources easily accessible for court personnel, service providers, teachers, and other adults working with or taking care of the children could greatly reduce the level of anxiety, stress, and trauma for both children and their caretakers. This project would provide for a more systematic and comprehensive inventory of verified information in an effort to ensure that child and family needs are effectively met, best practices are effectively promulgated, and opportunities are widely promoted.

Impact on Performance

This program supports *DOJ Strategic Goal 2: Prevent crime, protect the rights of the American people, and enforce Federal law; DOJ Strategic Objective 2.2: Prevent and intervene in crimes against vulnerable populations; uphold the rights of, and improve services to, America's crime victims; OJP Strategic Goal 2: Protect vulnerable populations, especially children, from victimization and improve services to victims of crime; and OJP Strategic Objective 2.2: Reduce the impacts of children's exposure to violence.*

The goal of the Children of Incarcerated Parents (COIP) Web Portal is to improve services to and address the needs of children of incarcerated parents and their caregivers. This web portal would consolidate information regarding federal resources, grant opportunities, best and promising practices, and ongoing government initiatives that address and support children of incarcerated parents and their caregivers.

Funding

Base Funding

FY 2012 Enacted				FY 2013 CR				FY 2014 Current Services			
Pos	Agt/Atty	FTE	\$(000)	Pos	Agt/Atty	FTE	\$(000)	Pos	Agt/Atty	FTE	\$(000)
			\$0				\$0				\$0

Personnel Increase Cost Summary

Type of Position	Modular Cost per Position (\$000)	Number of Positions Reduced	FY 2014 Request (\$000)	FY 2015 Net Annualization (change from 2014) (\$000)	FY 2016 Net Annualization (change from 2015) (\$000)
Total Personnel					

Non-Personnel Increase Cost Summary

Non-Personnel Item	Unit	Quantity	FY 2014 Request (\$000)	FY 2015 Net Annualization (change from 2014) (\$000)	FY 2016 Net Annualization (change from 2015) (\$000)
Total Non-Personnel			\$500		

Total Request for this Item

	Pos	Agt/Atty	FTE	Personnel (\$000)	Non-Personnel (\$000)	Total (\$000)	FY 2015 Net Annualization (change from 2014) (\$000)	FY 2016 Net Annualization (change from 2015) (\$000)
Current Services					\$0	\$0		
Increases					\$500	\$500		
Grand Total					\$500	\$500		

V. Program Increases by Item

Item Name:	Public Safety Officers' Death Benefits Program (Mandatory)
Budget Appropriation:	Public Safety Officers' Benefits
Strategic Goal & Objective:	DOJ Goal 2; Objective 2.2 OJP Strategic Goal 2; Objective 2.3
Organizational Program:	Bureau of Justice Assistance
Ranking:	26 of 32
Program Increase:	Positions 0 FTE 0 Dollars + \$3,000,000

Description of Item

In FY 2014, the President's Budget requests \$65.0 million for the Public Safety Officers' Death Benefits Program, an increase of \$3.0 million above the FY 2012 enacted level. This program provides a one-time financial benefit to survivors of public safety officers whose deaths resulted from injuries sustained in the line of duty. This program is administered by the Bureau of Justice Assistance.

Justification

Across the country, dedicated public safety officers watch over our neighborhoods and work to make our communities safer. We owe officers—and their families—a tremendous debt of gratitude. When tragedy strikes, our focus must be on helping the survivors and the public safety agencies. To that end, OJP requests an enhancement to the PSOB Death Benefits Program to ensure OJP has sufficient resources to provide grieving families with the benefits they so greatly deserve and coworkers with caring and helpful assistance when filing claims on behalf of their fallen colleagues.

This additional funding will support an increased number of PSOB death awards and recent inflation-related adjustments to the award amount. Since the program's creation in 1976, additional types of "public safety officers" are eligible for PSOB, as well as additional types of "injuries" including heart attacks and strokes, resulting in a greater number of PSOB death benefits claims and awards. PSOB death benefits are adjusted annually for inflation as measured by the core Consumer Price Index (CPI). Each approved death claim in FY 2012 resulted in an award of approximately \$323,000. In FY 2013, the benefit award increased to approximately \$329,000. Assuming a similar adjustment in FY 2014, the program would require an overall increase in funding.

Impact on Performance

This program directly supports DOJ Strategic Goal 2: Prevent crime, protect the rights of the American people, and enforce Federal law; DOJ's Strategic Objective 2.2: Prevent and intervene in crimes against vulnerable populations; uphold the rights of, and improve services to, America's crime victims; OJP Strategic Goal 2: Protect vulnerable populations, especially children, from victimization and improve services to victims of crime; and OJP Strategic Objective 2.3: Improve services for crime victims through capacity-building; evidence-based support and assistance; and compensation.

This increase will allow OJP to increase payments it makes to families of public safety officers whose deaths are duty-related. These adjustments will correlate with inflation.

Funding

Base Funding

FY 2012 Enacted				FY 2013 CR				FY 2014 Current Services			
Pos	Agt/ Atty	FTE	\$(000)	Pos	Agt/ Atty	FTE	\$(000)	Pos	Agt/ Atty	FTE	\$(000)
			\$62,000				\$62,000				\$62,000

Personnel Increase Cost Summary

Type of Position	Modular Cost per Position (\$000)	Number of Positions Requested	FY 2014 Request (\$000)	FY 2015 Net Annualization (change from 2014) (\$000)	FY 2016 Net Annualization (change from 2015) (\$000)
Total Personnel					

Non-Personnel Increase Cost Summary

Non-Personnel Item	Unit Cost	Quantity	FY 2014 Request (\$000)	FY 2015 Net Annualization (Change from 2014) (\$000)	FY 2016 Net Annualization (Change from 2015) (\$000)
Total Non-Personnel			\$3,000		

Total Request for this Item

	Pos	Agt/ Atty	FTE	Personnel (\$000)	Non- Personnel (\$000)	Total (\$000)	FY 2015 Net Annualization (Change from 2014) (\$000)	FY 2016 Net Annualization (Change from 2015) (\$000)
Current Services					\$62,000	\$62,000		
Increases					\$3,000	\$3,000		
Grand Total					\$65,000	\$65,000		

VI. Program Offsets by Item

VI. Program Offsets by Item

Item Name: State Criminal Alien Assistance Program (SCAAP)

Budget Appropriation: State and Local Law Enforcement Assistance

Strategic Goal & Objective: DOJ Strategic Goal 3, Objective 3.1
OJP Strategic Goal 5, Objective 5.1

Organizational Program: Bureau of Justice Assistance

Ranking: 1 of 32

Program Reduction: Positions 0 FTE 0 Dollars **-\$240,000,000**

Description of Item

In FY 2014, OJP requests no funding for the State Criminal Alien Assistance Program (SCAAP), a decrease of \$240.0 million from the FY 2012 President's Budget Request. SCAAP provides partial reimbursement to states and localities for prior year costs of incarcerating illegal aliens (both those with known status and those with undetermined status – "unknowns" – although at different rates of reimbursement) with at least one felony or two misdemeanor convictions for violations of state or local law, and who are incarcerated at least four consecutive days.

Justification

The Administration and Congress share concerns about the current state of the nation's economy. The President's Budget reflects the President's commitment to cutting the deficit and restoring fiscal sustainability. This is a significant challenge, which required the Administration to make very difficult funding decisions across the federal government, including redirecting resources from some existing programs to address the most urgent national priorities.

Continuing the President's FY 2013 strategy, the FY 2014 Budget proposes to consolidate existing programs into larger, more flexible programs that offer state, local, and tribal grantees greater flexibility in using grant funding and developing innovative approaches to their criminal justice needs. The Budget concentrates funding on programs that promote the adoption and use of proven, evidence-based programs throughout state, local, and tribal criminal justice systems. New programs included in the Budget address urgent unmet criminal justice needs or contribute to the development of new evidence-based programs and greater understanding of the nation's law enforcement and criminal justice challenges.

Impact on Performance

This program supports *DOJ Strategic Goal 3: Ensure and support the fair, impartial, efficient, and transparent administration of justice at the federal, state, local, tribal, and international levels; DOJ Strategic Objectives 3.1: Promote and strengthen relationships and strategies for the administration of justice with state, local, tribal, and international law enforcement; OJP Strategic Goal 5: Support state, local, and tribal justice systems to ensure the fair and impartial administration of justice; and OJP Strategic Objective 5.1: Increase the nation's capacity to*

prevent and control crime through support for the nation's law enforcement, criminal, and juvenile justice systems. No negative impact is expected as a result of this program elimination.

Funding

Base Funding

FY 2012 Enacted				FY 2013 CR				FY 2014 Current Services			
Pos	Agt/ Atty	FTE	\$(000)	Pos	Agt/ Atty	FTE	\$(000)	Pos	Agt/ Atty	FTE	\$(000)
			\$240,000				\$240,000				\$240,000

Personnel Reduction Cost Summary

Type of Position	Modular Cost per Position (\$000)	Number of Positions Requested	FY 2014 Request (\$000)	FY 2015 Net Annualization (change from 2014) (\$000)	FY 2016 Net Annualization (change from 2015) (\$000)
Total Personnel					

Non-Personnel Reduction Cost Summary

Non-Personnel Item	Unit Cost	Quantity	FY 2014 Request (\$000)	FY 2015 Net Annualization (change from 2014) (\$000)	FY 2016 Net Annualization (change from 2015) (\$000)
Total Non-Personnel			(\$240,000)		

Total Request for this Item

	Pos	Agt/ Atty	FTE	Personnel (\$000)	Non- Personnel (\$000)	Total (\$000)	FY 2015 Net Annualization (change from 2014) (\$000)	FY 2016 Net Annualization (change from 2015) (\$000)
Current Services					\$240,000	\$240,000		
Decreases					(\$240,000)	(\$240,000)		
Grand Total					\$0	\$0		

VI. Program Offsets by Item

Item Name: **Regional Information Sharing System (RISS)**

Budget Appropriation: State and Local Law Enforcement Assistance

Strategic Goal & Objective: DOJ Strategic Goal 3, Objective 3.1
OJP Strategic Goal 5; Objective 5.1

Organizational Program: Bureau of Justice Assistance

Ranking: 27 of 32

Program Reduction: Positions **0** FTE **0** Dollars **-\$2,000,000**

Description of Item

In FY 2014, the President's Budget requests \$25.0 million for the Regional Information Sharing System (RISS) Program, a decrease of \$2.0 million below the FY 2012 Enacted funding level. This program is a nationwide initiative comprised of six regionally-based centers that provide critical, operational support to local, state, tribal, and federal law enforcement efforts in the areas of terrorism, drug trafficking, organized criminal activity, criminal gangs, violent crime, human trafficking, and other regional criminal priorities while promoting officer safety. Its purpose is to enhance the ability of law enforcement to identify, target, and remove criminal conspiracies and activities spanning jurisdictional, state, and international (Australia, Canada, England, and New Zealand) boundaries. There is no other program that offers the services that RISS provides; these services enhance the success of law enforcement and public safety agencies exponentially.

Administered by the Bureau of Justice Assistance, RISS provides grants to each of the six RISS Centers and the RISS Office of Information Technology (OIT) to continue operation and maintenance of RISS and provide the services needed by state, local, tribal, federal, and international law enforcement to promote and strengthen strategies that reduce crime and strengthen the administration of justice.

Justification

OJP shares concerns about the current state of the nation's economy. The FY 2014 budget request reflects OJP's commitment to cutting the deficit and restoring fiscal sustainability. This is a significant challenge, which required OJP to make difficult funding decisions, including redirecting resources from some existing programs to address the most urgent national priorities.

Impact on Performance

The RISS program supports *DOJ Strategic Goal 3: Ensure and support the fair, impartial, efficient, and transparent administration of justice at the federal, state, local, tribal, and international levels; DOJ Strategic Objective 3.1: Promote and strengthen relationships and strategies for the administration of justice with state, local, tribal and international law enforcement; OJP Strategic Goal 5: Support state, local, and tribal justice systems to ensure the fair and impartial administration of justice; and OJP Strategic Objective 5.1: Increase the*

Nation's capacity to prevent and control crime through support for the nation's law enforcement, criminal, and juvenile justice systems.

The goal of RISS is to provide critical, operational support to local, state, tribal, and federal law enforcement efforts in the areas of terrorism, drug trafficking, organized criminal activity, criminal gangs, violent crime, human trafficking, and other regional criminal priorities, while promoting officer safety. RISS enhances the ability of law enforcement to identify, target, and remove criminal conspiracies and activities spanning jurisdictional, state, and international boundaries. Performance indicators show strong growth recently in the number of RISS services, resources, and RISSNET users. Over the last three years, cases in which RISS services were utilized resulted in 15,632 arrests and more than \$158 million in seizures.

Funding

Base Funding

FY 2012 Enacted				FY 2013 CR				FY 2014 Current Services			
Pos	Agt/ Atty	FTE	\$(000)	Pos	Agt/ Atty	FTE	\$(000)	Pos	Agt/ Atty	FTE	\$(000)
			\$27,000				\$27,000				\$27,000

Personnel Reduction Cost Summary

Type of Position	Modular Cost per Position (\$000)	Number of Positions Requested	FY 2014 Request (\$000)	FY 2015 Net Annualization (change from 2014) (\$000)	FY 2016 Net Annualization (change from 2015) (\$000)
Total Personnel					

Non-Personnel Reduction Cost Summary

Non-Personnel Item	Unit Cost	Quantity	FY 2014 Request (\$000)	FY 2015 Net Annualization (Change from 2014) (\$000)	FY 2016 Net Annualization (Change from 2015) (\$000)
Total Non-Personnel			(\$2,000)		

Total Request for this Item

	Pos	Agt/ Atty	FTE	Personnel (\$000)	Non- Personnel (\$000)	Total (\$000)	FY 2015 Net Annualization (Change from 2014) (\$000)	FY 2016 Net Annualization (Change from 2015) (\$000)
Current Services					\$27,000	\$27,000		
Decreases					(\$2,000)	(\$2,000)		
Grand Total					\$25,000	\$25,000		

VI. Program Offsets by Item

Item Name:	Youth Mentoring
Budget Appropriation:	Juvenile Justice Programs
Strategic Goal & Objective:	DOJ Strategic Goal 2, Objective 2.2 OJP Strategic Goal 2; Objective 2.2
Organizational Program:	Office of Juvenile Justice and Delinquency Prevention
Ranking:	28 of 32
Program Reduction:	Positions 0 FTE 0 Dollars -\$20,000,000

Description of Item

In FY 2014, the President's Budget requests \$58.0 million for the Youth Mentoring program, a decrease of \$20.0 million below the FY 2012 Enacted level. The Youth Mentoring program, administered by the Office of Juvenile Justice and Delinquency Prevention (OJJDP), supports mentoring for youth at risk of educational failure, dropping out of school, or involvement in delinquent activities, including gangs.

Justification

Mentoring is a process which uses relationships to teach, impart, or institute changes in behaviors or attitudes. Research indicates that, when well-implemented, mentoring can be a useful strategy in working with at-risk youth and those who experience multiple risk factors for delinquency, school failure and other negative outcomes. OJJDP's Youth Mentoring Grants Program includes solicitations geared toward supporting national and community organizations that directly serve youth through mentoring, target specific populations of youth, and enhance the capacity of other organizations to recruit, train, and supervise mentors.

As part of OJP's ongoing commitment to improving the effectiveness and efficiency of its grant programs, OJJDP will work with its grantees to seek greater cost efficiencies and coordination to ensure all of its juvenile justice programs operate more cost effectively.

Impact on Performance

This program supports *DOJ Strategic Goal 2: Prevent crime, protect the rights of the American people, and enforce Federal law; DOJ Strategic Objective 2.2: Prevent and intervene in crimes against vulnerable populations; uphold the rights of, and improve services to, America's crime victims; OJP Strategic Goal 2: Protect vulnerable populations, especially children, from victimization and improve services to victims of crime; and OJP Strategic Objective 2.2: Reduce the impacts of children's exposure to violence.*

High-risk populations are often underserved due to location, shortage of mentors, special physical or mental challenges, and other reasons. The goals of this initiative are to:

- Provide funding to state, local, community, and national organizations to propose the enhancement or expansion of initiatives that will assist in the development and maturity of community programs to provide mentoring services to high-risk populations; and
- Build the capacity of tribes to develop and implement culturally-sensitive mentoring activities on tribal reservations by strengthening and expanding existing mentoring activities in reservation communities that seek to increase participation of tribal youth in interactions with tribal adult mentors.

No significant impact from this reduction is expected, as OJJDP expects to better target funds to grantees employing mentoring strategies that show fidelity with evidence-based approaches and youth populations that are most underserved and at-risk. Further, OJJDP plans to promote better outcomes for many youth in the target population for this assistance through its work with the Department of Education and the new Juvenile Justice and Education Collaboration Assistance program.

Funding

Base Funding

FY 2012 Enacted				FY 2013 CR				FY 2014 Current Services			
Pos	Agt/ Atty	FTE	\$(000)	Pos	Agt/ Atty	FTE	\$(000)	Pos	Agt/ Atty	FTE	\$(000)
			\$78,000				\$78,000				\$78,000

Personnel Reduction Cost Summary

Type of Position	Modular Cost per Position (\$000)	Number of Positions Requested	FY 2014 Request (\$000)	FY 2015 Net Annualization (change from 2014) (\$000)	FY 2016 Net Annualization (change from 2015) (\$000)
Total Personnel					

Non-Personnel Reduction Cost Summary

Non-Personnel Item	Unit Cost	Quantity	FY 2014 Request (\$000)	FY 2015 Net Annualization (change from 2014) (\$000)	FY 2016 Net Annualization (change from 2015) (\$000)
Total Non-Personnel			(\$20,000)		

Total Request for this Item

	Pos	Agt/ Atty	FTE	Personnel (\$000)	Non- Personnel (\$000)	Total (\$000)	FY 2015 Net Annualization (change from 2014) (\$000)	FY 2016 Net Annualization (change from 2015) (\$000)
Current Services					\$78,000	\$78,000		
Decreases					(\$20,000)	(\$20,000)		
Grand Total					\$58,000	\$58,000		

VI. Program Offsets by Item

Item Name:	DNA Related and Forensic Programs and Activities
Budget Appropriation:	State and Local Law Enforcement Assistance
Strategic Goal & Objective	DOJ Strategic Goal 3, Objective 3.1 OJP Strategic Goal 5; Objective 5.4
Organizational Program:	National Institute of Justice
Ranking:	29 of 32
Program Reduction:	Positions 0 FTE 0 Dollars -\$25,000,000

Description of Item

In FY 2014, the President's Budget requests \$100.0 million for DNA Related and Forensic Programs and Activities, a decrease of \$25.0 million below the FY 2012 Enacted level. Administered by the National Institute of Justice (NIJ), this program includes (among other things) a comprehensive strategy to maximize the use of forensic DNA technology in the criminal justice system. Funding for this program is used to address the backlog of unanalyzed DNA samples and biological evidence from crime scenes, as well as to assist law enforcement with solving cold cases and supporting efforts to identify missing and unidentified dead. OJP has also directed resources in an effort to reduce the backlog of sexual assault kits. Overall, OJP provides capacity building grants, training, and technical assistance to state and local governments and supports innovative research on DNA analysis and use of forensic evidence.

In FY 2014, funding is not requested for the Paul Coverdell Forensic Science Improvement Program. For FY 2014, OJP is requesting modified appropriations language that will incorporate certain Coverdell certification requirements regarding forensic science laboratories use of generally accepted laboratory practices and external investigations of allegations of serious negligence or misconduct into it DNA Related and Forensic Programs and Activities. Incorporating these requirements will help to ensure the accuracy and integrity of work performed by the forensic laboratories.

Justification

The Administration and Congress share concern about the current state of the nation's economy. The President's Budget reflects the President's commitment to cutting the deficit and restoring fiscal sustainability. This is a significant challenge, which required the Administration to make very difficult funding decisions across the Federal government, including redirecting resources from some existing programs to address the most urgent national priorities.

Impact on Performance

This initiative directly aligns with *DOJ Strategic Goal 3: Ensure and support the fair, impartial, efficient, and transparent administration of justice with state, local, tribal, and international law enforcement; DOJ's Strategic Objective 3.1: Promote and strengthen relationships and*

strategies for the administration of justice with state, local, tribal, and international law enforcement; OJP Strategic Goal 5: Support state, local, and tribal justice systems to ensure the fair and impartial administration of justice; and OJP Strategic Objective 5.4: Increase the capacity and availability of criminal justice and forensic science techniques for maintain public safety.

No significant impact is expected, as the program will undertake efforts to ensure that funds are prioritized for use to address the cohort of DNA evidence representing the most serious of crimes, including rape and sexual assault.

Funding

Base Funding

FY 2012 Enacted				FY 2013 CR				FY 2014 Current Services			
Pos	Agt/ Atty	FTE	\$(000)	Pos	Agt/ Atty	FTE	\$(000)	Pos	Agt/ Atty	FTE	\$(000)
			\$125,000				\$125,000				\$125,000

Personnel Reduction Cost Summary

Type of Position	Modular Cost per Position (\$000)	Number of Positions Requested	FY 2014 Request (\$000)	FY 2015 Net Annualization (change from 2014) (\$000)	FY 2016 Net Annualization (change from 2015) (\$000)
Total Personnel					

Non-Personnel Reduction Cost Summary

Non-Personnel Item	Unit Cost	Quantity	FY 2014 Request (\$000)	FY 2015 Net Annualization (Change from 2014) (\$000)	FY 2016 Net Annualization (Change from 2015) (\$000)
Total Non-Personnel			(\$25,000)		

Total Request for this Item

	Pos	Agt/ Atty	FTE	Personnel (\$000)	Non- Personnel (\$000)	Total (\$000)	FY 2015 Net Annualization (Change from 2014) (\$000)	FY 2016 Net Annualization (Change from 2015) (\$000)
Current Services					\$125,000	\$125,000		
Decreases					(\$25,000)	(\$25,000)		
Grand Total					\$100,000	\$100,000		

VI. Program Offsets by Item

Item Name: Capital Litigation Improvement Grant Program

Budget Appropriation: State and Local Law Enforcement Assistance

Strategic Goal & Objective: DOJ Strategic Goal 3, Objective 3.1
OJP Strategic Goal 5, Objective 5.2

Organizational Program: Bureau of Justice Assistance

Ranking: 30 of 32

Program Reduction: Positions **0** FTE **0** Dollars **-\$1,000,000**

Description of Item

In FY 2014, President's Budget requests \$2.0 million for the Capital Litigation Improvement Grant program, a decrease of \$1.0 million compared to FY 2012 Enacted funding levels. Administered by the Bureau of Justice Assistance, this program provides grants for the training of defense counsel, state and local prosecutors, and state trial judges to help them improve the quality of representation and the reliability of verdicts in state-level capital cases. This program is authorized by the Justice for All Act of 2004 (P.L. 108-405).

Three national training and technical assistance providers supported by grants from this program will maintain capital case clearinghouses and assist states receiving grants from this program to deliver effective, high-quality training programs. The identified training programs focus on the following: investigation techniques, pretrial and trial procedures (including the use of expert testimony and forensic science evidence), advocacy in capital cases, and capital case sentencing-phase procedures. In addition, the national training and technical assistance providers will oversee curricula refinement and provide technical assistance to the state teams that deliver the training.

The Capital Litigation Improvement Grant Program also supports the Wrongful Prosecution Grants program. The Wrongful Prosecution Grants program awards grants to public and non-profit entities that work to exonerate individuals who have been wrongfully convicted of criminal offenses.

Justification

OJP shares concerns about the current state of the nation's economy. The FY 2014 budget request reflects OJP's commitment to cutting the deficit and restoring fiscal sustainability. This is a significant challenge, which required OJP to make difficult funding decisions, including redirecting resources from some existing programs to address the most urgent national priorities.

Impact on Performance

This program supports *DOJ Strategic Goal 3: Ensure and support the fair, impartial, efficient, and transparent administration of justice at the state, local, tribal, and international law*

enforcement; DOJ Strategic Objective 3.1: Promote and strengthen relationships and strategies for the administration of justice with state, local, tribal, and international law enforcement; OJP Strategic Goal 5: Support state, local, and tribal justice systems to ensure the fair and impartial administration of justice; and OJP Strategic Objective 5.2: Improve the effectiveness and fair administration of justice through support for the nation's courts, corrections systems, and indigent defense.

The goals of this initiative are as follows:

- To increase the number of prosecutors and defense attorneys trained in capital case procedures and strategies; and
- To improve the quality of legal representation provided to indigent defendants in state capital cases through a state-based training program that serves to improve an “effective system” (as defined in 42 U.S.C. §14163(e)).

This reduction will not have an impact on program performance.

Funding

Base Funding

FY 2012 Enacted				FY 2013 CR				FY 2014 Current Services			
Pos	Agt/ Atty	FTE	\$(000)	Pos	Agt/ Atty	FTE	\$(000)	Pos	Agt/ Atty	FTE	\$(000)
			\$3,000				\$3,000				\$3,000

Personnel Reduction Cost Summary

Type of Position	Modular Cost per Position (\$000)	Number of Positions Requested	FY 2014 Request (\$000)	FY 2015 Net Annualization (change from 2014) (\$000)	FY 2016 Net Annualization (change from 2015) (\$000)
Total Personnel					

Non-Personnel Reduction Cost Summary

Non-Personnel Item	Unit Cost	Quantity	FY 2014 Request (\$000)	FY 2015 Net Annualization (Change from 2014) (\$000)	FY 2016 Net Annualization (Change from 2015) (\$000)
Total Non-Personnel			(\$1,000)		

Total Request for this Item

	Pos	Agt/ Atty	FTE	Personnel (\$000)	Non- Personnel (\$000)	Total (\$000)	FY 2015 Net Annualization (Change from 2014) (\$000)	FY 2016 Net Annualization (Change from 2015) (\$000)
Current Services					\$3,000	\$3,000		
Decreases					(\$1,000)	(\$1,000)		
Grand Total					\$2,000	\$2,000		

VI. Program Offsets by Item

Item Name: Prison Rape Prevention and Prosecution Program

Budget Appropriation: State and Local Law Enforcement Assistance

Strategic Goal & Objective: DOJ Strategic Goal 3, Objective 3.3
OJP Strategic Goal 7, Objective 7.1

Organizational Program: Bureau of Justice Assistance

Ranking: 31 of 32

Program Reduction: Positions **0** FTE **0** Dollars **-\$2,000,000**

Description of Item

In FY 2014, the President's Budget requests \$10.5 million for the Prison Rape Prevention and Prosecution program, a decrease of \$2.0 million below the FY 2012 Enacted funding level. This program supports the PREA Grant Program, training and technical assistance to the grantees in meeting their PREA goals and objectives, training and technical assistance to the field at large in implementing the PREA Standards soon to be released by the Attorney General, as well as development of a national set of measures by the Bureau of Justice Statistics (BJS) describing the circumstances surrounding incidents of sexual assault in correctional institutions. The data collections provide facility-level estimates of sexual assault for a 12-month period.

Justification

Addressing sexual violence in prisons and jails is an essential part of the Department's commitment to improving the fair administration of justice and assisting prisoners with reentry into mainstream society following their release. To assist states and localities in complying with our regulations, BJA provided funding for the Resource Center for the Elimination of Prison Rape. This Resource Center was established with a \$13.0 million award in FY 2010 and provides additional training and technical assistance to states and localities. In FY 2012, the Resource Center for the Elimination of Prison Rape will be supplemented by \$3.0 million for additional targeted technical assistance for standard compliance to assist states in complying with the anticipated PREA standards and establish "zero tolerance cultures" for sexual assault. For FY 2012, BJA funded 12 additional PREA demonstration projects which specifically targeted local jails, police lock-ups and local juvenile detention facilities for approximately \$3.9 million. All grant recipients:

- Developed programs, strategies, and policies which will enhance state, local, or tribal government's ability to comply with the PREA standards;
- Identified causes and contributing factors leading to sexual victimization;
- Implemented programs and institute policies which will lead to the elimination of staff sexual misconduct and prevention of inmate-on-inmate sexual victimization; and

- Tracked performance indicators to ensure the effective application of policy and implementation of program strategies which achieve compliance with the PREA standards and create a “zero tolerance” within confinement environments.

Grant funds may be used to support:

- Training and technical assistance and resources to help the field better identify and promulgate best and promising practices;
- Implementation of specific program strategies designed to eliminate sexual victimization; and
- Efforts which are directly tied to compliance with the PREA standards.

In FY 2014, OJP is proposing appropriations language to modify to the way PREA is implemented. These proposed modifications include:

- Changes in certain data collection requirements, specifically, the annual statistical review (conducted by BJS) currently mandated by PREA. Because of a new mandate (effective August 2012) that requires each facility to be independently audited for compliance every three years, OHP has concluded that the statistical review (which costs approximately \$20 million) covers much of the same information included in the new mandate and has become obsolete.
- A request to “sunset” the Prison Rape Review Panel, as it has become obsolete due to developments that have occurred since its establishment, including the issuance of final PREA standards. The Panel has also accomplished its goals in identifying common characteristics of victims and perpetrators of prison rape, and prisons and systems with especially low or high incidences of rape.
- A request for increased flexibility in PREA appropriations. PREA requires that certain grants funds be withheld from a state if a governor fails either to certify full compliance with the PREA standards or to assure DOJ that the funds will be used to achieve full compliance. The final PREA standards expressly require the governor to “consider the results of the most recent agency audits.” Therefore, the PREA audits are directly tied to the governor’s certification of PREA compliance by the final PREA standards. Funds appropriated for “other programs, as authorized by [PREA]” are logically related and reasonably connected to the audit function.
- The addition of the text, “units of local government”, to the authorizing language as an eligible grant recipient. PREA currently permits DOJ to make grant awards only to state governments. PREA and its final standards, however, contemplate that facilities that are run by units of local government should also comply with PREA and its standards.
- OJP is requesting these changes so that it can update its existing Prison Rape Prevention and Prosecution Program to better fit the requirements of the new PREA Standards and

better support state, local, and tribal efforts to implement them. The proposed changes to the data collection requirements would also prevent duplication of efforts and result in modest cost savings.

Impact on Performance

This program supports *DOJ Strategic Goal 3: Ensure and support the fair, impartial, efficient, and transparent administration of justice at the federal, state, local, tribal, and international levels; DOJ's Strategic Objective 3.3: Provide for the safe, secure, humane, and cost-effective confinement of detainees awaiting trial and/or sentencing, and those in the custody of the federal prison system; OJP Strategic Goal 7: Promote efforts that improve the security of persons in custody and provide innovative, comprehensive reentry approaches to reduce recidivism and maintain public safety; and OJP Strategic Objective 7.1: Support efforts to prevent, identify, and respond to incidence of assault on individuals in custody.*

The reduction will not have a significant impact on performance.

Funding

Base Funding

FY 2012 Enacted				FY 2013 CR				FY 2014 Current Services			
Pos	Agt/ Atty	FTE	\$(000)	Pos	Agt/ Atty	FTE	\$(000)	Pos	Agt/ Atty	FTE	\$(000)
			\$12,500				\$12,500				\$12,500

Personnel Reduction Cost Summary

Type of Position	Modular Cost per Position (\$000)	Number of Positions Requested	FY 2014 Request (\$000)	FY 2015 Net Annualization (change from 2014) (\$000)	FY 2016 Net Annualization (change from 2015) (\$000)
Total Personnel					

Non-Personnel Reduction Cost Summary

Non-Personnel Item	Unit Cost	Quantity	FY 2014 Request (\$000)	FY 2015 Net Annualization (Change from 2014) (\$000)	FY 2016 Net Annualization (Change from 2015) (\$000)
Total Non-Personnel			(\$2,000)		

Total Request for this Item

	Pos	Agt/ Atty	FTE	Personnel (\$000)	Non- Personnel (\$000)	Total (\$000)	FY 2015 Net Annualization (Change from 2014) (\$000)	FY 2016 Net Annualization (Change from 2015) (\$000)
Current Services					\$12,500	\$12,500		
Decreases					(\$2,000)	(\$2,000)		
Grand Total					\$10,500	\$10,500		

VI. Program Offsets by Item

Item Name:

OJP Program Eliminations

Budget Appropriation:

State and Local Law Enforcement Assistance
Juvenile Justice Programs

Strategic Goal & Objective:

Multiple, See Chart for Specifics

Organizational Program:

Bureau of Justice Assistance
National Institute of Justice
Office of Juvenile Justice Prevention and Delinquency
Prevention

Ranking:

32 of 32

Program Reduction:

Positions **0** FTE **0** Dollars **-\$257,000,000**

Description of Item

In FY 2014, the President’s Budget requests the elimination of several programs, totaling \$257.0 million to concentrate funding on programs that promote the adoption and use of proven, evidence-based programs throughout state, local, and tribal criminal justice systems. These reductions include funding for two programs that will be consolidated into the new Problem Solving Justice Initiative. As a result of the consolidation, OJP is not requesting independent appropriations for these programs. Additionally, Indian Country Initiatives will be funded at \$102.5 million through a set-aside from OJP’s grant programs, rather than as a separate line-item (a net increase of \$64.5 million). See programs proposed for elimination below:

(dollars in thousands)	DOJ Strategic Goal & Objective	OJP Strategic Goal & Objective	FY 2012 Enacted	FY 2014 Request	FY 2014 Request vs. FY 2012 Enacted
State and Local Law Enforcement Assistance:					
Border Initiatives	Goal 3; Obj.3.1	Goal 5; Obj. 5.1	10,000	0	(10,000)
Bulletproof Vests Partnership	Goal 2; Obj.2.1	Goal 1; Obj. 1.3	24,000	0	(24,000)
Court Appointed Special Advocate Program	Goal 2; Obj.2.2	Goal 2; Obj. 2.1	4,500	0	(4,500)
Drug Court Program	Goal 2; Obj.2.3	Goal 3; Obj. 3.1	35,000	0	(35,000)
Indian Country Initiatives	Goal 3; Obj.3.1	Goal 5; Obj. 5.3	38,000	0	(38,000)
John R. Justice	Goal 3; Obj.3.1	Goal 5; Obj. 5.2	4,000	0	(4,000)
Mentally Ill Offender Act Program	Goal 3; Obj.3.1	Goal 5; Obj. 5.2	9,000	0	(9,000)
Missing Alzheimer’s Patient Alert Program	Goal 2; Obj.2.2	Goal 2; Obj. 2.1	1,000	0	(1,000)
Paul Coverdell Grants	Goal 3; Obj.3.1	Goal 5; Obj. 5.4	12,000	0	(12,000)
Presidential Nominating Conventions	Goal 3; Obj.3.1	Goal 5; Obj. 5.1	100,000	0	(100,000)
Subtotal, SLLEA			237,500	0	(237,500)

(dollars in thousands)	DOJ Strategic Goal & Objective	OJP Strategic Goal & Objective	FY 2012 Enacted	FY 2014 Request	FY 2014 Request vs. FY 2012 Enacted
Juvenile Justice Programs:					
Child Abuse Training Programs for Judicial Personnel and Practitioners	Goal 2; Obj.2.2	Goal 2; Obj. 2.1	1,500	0	(1,500)
VOCA: Improving Investigation and Prosecution of Child Abuse Program	Goal 2; Obj.2.2	Goal 2; Obj. 2.2	18,000	0	(18,000)
Subtotal, Juvenile Justice Programs			19,500	0	(19,500)
Total, OJP Program Eliminations			\$257,000	\$0	(\$257,000)

Justification

As funding levels for some OJP programs decline, it is essential that OJP continue to support robust research and evaluation programs, encourage the continued development of evidence-based programs, and maintain funding for programs vital to our state, local, and tribal partners in the criminal justice system. Funding priority OJP programs like Byrne JAG, Second Chance, as well as Research and Statistics ensures that these programs can continue their critical work.

In FY 2014, OJP is not requesting appropriations for the Bulletproof Vests Partnership, but will continue to support its activities by spending unobligated grant balances that the accumulated in this program over the past several years. This one-year pause in appropriated funding for the Bulletproof Vest Partnership will not disrupt the program’s operations, but will allow OJP to use the accumulated prior year balances for this program before requesting new funding for this program.

Although funding for the Coverdell Forensic Science Grants is discontinued in FY 2014 in order to provide greater focus to DNA evidence, some of its requirements that ensure the accuracy and integrity of the work performed by forensic science laboratories will be incorporated into DNA Related and Forensic Programs and Activities. Further, forensic laboratories will continue to be supported through this program.

Although funding is eliminated for these independent line items, activities can be continued under other OJP programs (i.e., Child Abuse Training Programs and VOCA activities can be continued under the Delinquency Prevention Program; and Drug Courts and Mentally Ill Offender activities will be continued under the new Problem Solving Justice Initiative).

OJP shares concern about the current state of the nation’s economy and this request reflects the commitment to cutting the deficit and restoring fiscal sustainability. This is a significant challenge, which required OJP to make difficult funding decisions, including redirecting resources from some existing programs to address the most urgent national priorities.

Impact on Performance

The elimination of these programs during this time of fiscal restraint will allow OJP to continue to focus limited resources on the programs most likely to fulfill OJP’s goals and objectives.

Funding

Base Funding

FY 2012 Enacted				FY 2013 CR				FY 2014 Current Services			
Pos	Agt/ Atty	FTE	\$(000)	Pos	Agt/ Atty	FTE	\$(000)	Pos	Agt/ Atty	FTE	\$(000)
			\$0				\$0				\$257,000

Personnel Reduction Cost Summary

Type of Position	Modular Cost per Position (\$000)	Number of Positions Requested	FY 2014 Request (\$000)	FY 2015 Net Annualization (change from 2014) (\$000)	FY 2016 Net Annualization (change from 2015) (\$000)
Total Personnel					

Non-Personnel Reduction Cost Summary

Non-Personnel Item	Unit Cost	Quantity	FY 2014 Request (\$000)	FY 2015 Net Annualization (change from 2014) (\$000)	FY 2016 Net Annualization (change from 2015) (\$000)
Total Non-Personnel			(\$257,000)		

Total Request for this Item

	Pos	Agt/ Atty	FTE	Personnel (\$000)	Non- Personnel (\$000)	Total (\$000)	FY 2015 Net Annualization (change from 2014) (\$000)	FY 2016 Net Annualization (change from 2015) (\$000)
Current Services					\$257,000	\$257,000		
Decreases					(\$257,000)	(\$257,000)		
Grand Total					\$0	\$0		

VII. Exhibits

B. Summary of Requirements

Summary of Requirements
Office of Justice Programs
Salaries and Expenses/Management and Administration
(Dollars in Thousands)

	FY 2014 Request		
	Direct Pos.	Estimate FTE	Amount
2012 Enacted	702	628	175,057
2012 Balance Rescission (if applicable)			0
Total 2012 Enacted (with Balance Rescission)	702	601	175,057
2013 Continuing Resolution	0	0	175,057
2013 Balance Rescission (if applicable)			0
2013 CR 0.612% Increase			1,071
2013 Supplemental Appropriation - Sandy Hurricane Relief			0
Total 2013 Continuing Resolution (with Balance Rescission and Supplemental)	702	601	176,128
Base Adjustments			
Technical Adjustment			(1,071)
2014 Pay Raise 1.7%		0	623
Annualization of 2013 Pay Raise	0	0	84
Retirement	0	0	72
Health Insurance Premiums	0	0	(92)
Employees Compensation Fund	0	0	(42)
Rental Payments to GSA	0	0	996
Guard Service	0	0	(35)
Working Capital Fund ATB	0	0	2
Total Base Adjustments	0	0	537
Total Technical and Base Adjustments	0	0	537
2014 Current Services	702	601	176,665
Program Changes			
Personnel and Resources for OJP Operations	10	10	0
Subtotal, Increases	10	10	0
Total Program Changes	10	10	0
2014 Total Request	712	611	176,665
2014 Balance Rescission [if applicable]			0
2014 Total Request (with Balance Rescission)	712	611	176,665
2013 - 2014 Total Change	10	10	1,608

Note: The FTE for FY 2012 is actual and for FY 2013 and FY 2014 are estimates.

B. Summary of Requirements

Summary of Requirements
Office of Justice Programs
Salaries and Expenses/Management and Administration
(Dollars in Thousands)

Program Activity	2012 Appropriation Enacted			2013 Continuing Resolution*			2014 Technical and Base Adjustments			2014 Current Services		
	Direct Pos.	Actual FTE	Amount	Direct Pos.	Est. FTE	Amount	Direct Pos.	Est. FTE	Amount	Direct Pos.	Est. FTE	Amount
Salaries and Expenses/Management and Administration	702	628	175,057	702	601	176,128	0	0	537	702	601	176,665
Total Direct	702	628	175,057	702	601	176,128	0	0	537	702	601	176,665
Balance Rescission			0			0			0			0
Total Direct with Rescission			175,057			176,128			537			176,665
Reimbursable FTE		0			0			0			0	
Total Direct and Reimb. FTE		628			601			0			601	
Other FTE:												
LEAP		0			0			0			0	
Overtime		0			0			0			0	
Grand Total, FTE		628			601			0			601	

Program Activity	2014 Increases			2014 Offsets			2014 Request		
	Direct Pos.	Est. FTE	Amount	Direct Pos.	Est. FTE	Amount	Direct Pos.	Est. FTE	Amount
Salaries and Expenses/Management and Administration	10	10	0	0	0	0	712	611	176,665
Total Direct	10	10	0	0	0	0	712	611	176,665
Balance Rescission			0			0			0
Total Direct with Rescission			0			0			176,665
Reimbursable FTE		0			0			0	
Total Direct and Reimb. FTE		10			0			611	
Other FTE:									
LEAP		0			0			0	
Overtime		0			0			0	
Grand Total, FTE		10			0			611	

*The 2013 Continuing Resolution includes the 0.612% funding provided by the Continuing Appropriations Resolution, 2013 (P.L. 112-175, Section 101(c)).

E. Justification for Technical and Base Adjustments

Justifications for Technical and Base Adjustments

Office of Justice Programs

Salaries and Expenses/Management and Administration

(Dollars in Thousands)

	Direct Pos.	Estimate FTE	Amount
Pay and Benefits			
1 <u>2014 Pay Raise:</u> This request provides for a proposed 1 percent pay raise to be effective in January of 2014. The increase only includes the general pay raise. The amount request, \$623, represents the pay amounts for 3/4 of the fiscal year plus appropriate benefits (\$449 for pay and \$174 for benefits.)			623
2 <u>Annualization of 2013 pay raise:</u> This pay annualization represents 2013 annualization of pay raise increase of 0.5 percent included in the 2013 President's Budget. The amount requested \$84K, represents the pay amounts for 1/4 of the fiscal year plus appropriate benefits (\$60K for pay and \$24K for benefits).	0	0	84
4 <u>Employee Compensation Fund:</u> The \$42K decrease request reflects anticipated changes in payments to the Department of Labor for injury benefits under the Federal Employee Compensation Act.			(42)
5 <u>Health Insurance:</u> There is no increase for health insurance. The amount is \$92K decrease.			(92)
6 <u>Retirement:</u> Agency retirement contributions increase as employees under CSRS retire and are replaced by FERS employees. Based on U.S. Department of Justice Agency estimates, we project that the DOJ workforce will convert from CSRS to FERS at a rate of 1.3 percent per year. The requested increase of \$72K is necessary to meet our increased retirement obligations as a result of this conversion.			72
Subtotal, Pay and Benefits	0	0	645
Domestic Rent and Facilities			
1 <u>General Services Administration (GSA) Rent:</u> GSA will continue to charge rental rates that approximate those charged to commercial tenants for equivalent space and related services. The requested increase of \$996 is required to meet our commitment to GSA. The costs associated with GSA rent were derived through the use of an automated system, which uses the latest inventory data, including rate increases to be effective FY 2014 for each building currently occupied by Department of Justice components, as well as the costs of new space to be occupied. GSA provides data on the rate increases.			996
2 <u>Guard Services:</u> This includes Department of Homeland Security (DHS) Federal Protective Service charges, Justice Protective Service charges and other security services across the country. The requested decrease of \$35K is required to meet these commitments.			(35)
Subtotal, Domestic Rent and Facilities	0	0	961
Other Adjustments			
1 <u>WCF Rate Adjustments:</u> The Department's Working Capital Fund (WCF) provides Department components with centralized administrative and infrastructure support services. The WCF is a cost effective mechanism that eliminates duplication of effort and promotes economies of scale through consolidation and centralization. Inflationary adjustments are required to account for pay adjustments, contractual changes, and information technology maintenance and technology refreshment upgrades. Funding of \$2K is required for this account.			2
2 <u>Technical Adjustments:</u> The technical adjustment pertains to the 0.612% for the CR.			(1,071)
Subtotal, Other Adjustments	0	0	(1,069)
TOTAL DIRECT TECHNICAL and BASE ADJUSTMENTS	0	0	537

F. Crosswalk of 2012 Availability

Crosswalk of 2012 Availability
 Office of Justice Programs
 Salaries and Expenses/Management and Administration
 (Dollars in Thousands)

Program Activity	2012 Appropriation Enacted w/o Balance Rescission			Balance Rescission			Reprogramming/Transfers			Carryover	Recoveries/Refunds	2012 Actual		
	Direct Pos.	Actual FTE	Amount	Direct Pos.	Actual FTE	Amount	Direct Pos.	Actual FTE	Amount	Amount	Amount	Direct Pos.	Actual FTE	Amount
Salaries and Expenses/Management and Administration	702	628	175,057	0	0	(13)	0	0	0	2,550	350	702	628	177,944
Total Direct	702	628	175,057	0	0	(13)	0	0	0	2,550	350	702	628	177,944
Reimbursable FTE		0			0			0					0	
Total Direct and Reimb. FTE		628			0			0					628	
Other FTE:														
LEAP		0			0			0					0	
Overtime		0			0			0					0	
Grand Total, FTE		628			0			0					628	

Reprogramming/Transfers

N/A

Carryover:

\$2.55M is direct carryover as of September 30, 2012.

Recoveries/Refunds:

\$350K for recoveries/refunds as of September 30, 2012.

Enacted Rescission: \$13K unobligated balance rescission as required by P.L. 112-55.

G. Crosswalk of 2013 Availability

Crosswalk of 2013 Availability
 Office of Justice Programs
 Salaries and Expenses/Management and Administration
 (Dollars in Thousands)

Program Activity	FY 2013 Continuing Resolution			Supplemental Appropriation Amount	Reprogramming/Transfers			Carryover Amount	Recoveries/ Refunds Amount	2013 Availability		
	Direct Pos.	Estim. FTE	Amount		Direct Pos.	Estim. FTE	Amount			Direct Pos.	Estim. FTE	Amount
Salaries and Expenses/Management and Administration	702	601	176,128	0	0	0	0	0	0	702	601	176,128
Total Direct	702	601	176,128	0	0	0	0	0	0	702	601	176,128
Balance Rescission			0									0
Total Direct with Rescission			176,128									176,128
Reimbursable FTE		0				0		0			0	
Total Direct and Reimb. FTE		601				0		0			601	
Other FTE:												
LEAP		0				0		0			0	
Overtime		0				0		0			0	
Grand Total, FTE		601				0		0			601	

Reprogramming/Transfers:

N/A

Carryover:

N/A

Recoveries/Refunds:

N/A

H. Summary of Reimbursable Resources

Summary of Reimbursable Resources
 Office of Justice Programs
 Salaries and Expenses/Management and Administration
 (Dollars in Thousands)

Collections by Source	2012 Actual			2013 Planned			2014 Request			Increase/Decrease		
	Reimb. Pos.	Reimb. FTE	Amount	Reimb. Pos.	Reimb. FTE	Amount	Reimb. Pos.	Reimb. FTE	Amount	Reimb. Pos.	Reimb. FTE	Amount
Salaries and Expenses/Management and Administration	0	0	173,284	0	0	173,284	0	0	175,997	0	0	2,713
Executive Office of President	0	0	108	0	0	108	0	0	108	0	0	
Department of Homeland Security	0	0	354	0	0	354	0	0	354	0	0	
Department of Defense	0	0	6	0	0	6	0	0	6	0	0	
Department of Health and Human Services	0	0	200	0	0	200	0	0	200	0	0	0
Budgetary Resources	0	0	173,952	0	0	173,952	0	0	176,665	0	0	2,713

Obligations by Program Activity	2012 Actual			2013 Planned			2014 Request			Increase/Decrease		
	Reimb. Pos.	Reimb. FTE	Amount	Reimb. Pos.	Reimb. FTE	Amount	Reimb. Pos.	Reimb. FTE	Amount	Reimb. Pos.	Reimb. FTE	Amount
Salaries and Expenses/Management and Administration	0	0	173,952	0	0	173,952	0	0	176,665	0	0	2,713
Budgetary Resources	0	0	173,952	0	0	173,952	0	0	176,665	0	0	2,713

I. Detail of Permanent Positions by Category

Detail of Permanent Positions by Category
 Office of Justice Programs
 Salaries and Expenses/Management and Administration
 (Dollars in Thousands)

Category	2012 Appropriation Enacted		2013 Continuing Resolution		2014 Request				
	Direct Pos.	Reimb. Pos.	Direct Pos.	Reimb. Pos.	ATBs	Program Increases	Program Offsets	Total Direct Pos.	Total Reimb. Pos.
Social Scientist, Economic, and Kindred (100-199)	30	0	30	0	0	0	0	30	0
Engineering and Architecture (800-899)	1	0	1	0	0	0	0	1	0
Physical Sciences (1300-1399)	17	0	17	0	0	0	0	17	0
Personnel Management (200-299)	24	0	24	0	0	0	0	24	0
Clerical and Office Services (300-399)	261	0	261	0	0	10	0	271	0
Accounting and Budget (500-599)	113	0	113	0	0	0	0	113	0
Attorneys (905)	34	0	34	0	0	0	0	34	0
Paralegals / Other Law (900-998)	4	0	4	0	0	0	0	4	0
Information & Arts (1000-1099)	27	0	27	0	0	0	0	27	0
Business & Industry (1100-1199)	103	0	103	0	0	0	0	103	0
Library (1400-1499)	1	0	1	0	0	0	0	1	0
Equipment/Facilities Services (1600-1699)	1	0	1	0	0	0	0	1	0
Miscellaneous Inspectors Series (1802)	4	0	4	0	0	0	0	4	0
Mathematics and Statistics (1500-1599)	41	0	41	0	0	0	0	41	0
Supply Services (2000-2099)	2	0	2	0	0	0	0	2	0
Information Technology Mgmt (2210)	39	0	39	0	0	0	0	39	0
Motor Vehicle Operations (5703)	0	0	0	0	0	0	0	0	0
Total	702	0	702	0	0	10	0	712	0

J. Financial Analysis of Program Changes

Financial Analysis of Program Changes Office of Justice Programs Salaries and Expenses/Management and Administration (Dollars in Thousands)				
Grades	Salaries and Expenses/Management and Administration			
	Personnel and Resources for OJP Operations		Total Program Changes	
	Direct Pos.	Amount	Direct Pos.	Amount
GS-13	2	0	2	0
GS-12	8	0	8	0
Total Positions and Annual Amount	10	0	10	0
Lapse (-)	0	0	0	0
11.5 Other Personnel Compensation	0	0	0	0
Total FTEs and Personnel Compensation	10	1608	10	1608
Total Program Change Requests	10	1,608	10	1,608

K. Summary of Requirements by Grade

Summary of Requirements by Grade
 Office of Justice Programs
 Salaries and Expenses/Management and Administration
 (Dollars in Thousands)

Grades and Salary Ranges	2012 Enacted		2013 Continuing Resolution		2014 Request		Increase/Decrease	
	Direct Pos.	Amount	Direct Pos.	Amount	Direct Pos.	Amount	Direct Pos.	Amount
EX \$ 145,700 - 199,700	6	0	6	0	6	0	0	0
SES/SL \$ 119,554 - 179,700	20	0	20	0	20	0	0	0
GS-15 \$ 123,758 - 155,500	78	0	78	0	78	0	0	0
GS-14 \$ 105,211 - 136,771	134	0	134	0	134	0	0	0
GS-13 \$ 89,033 - 115,742	254	0	254	0	256	0	2	0
GS-12 \$ 74,872 - 97,333	58	0	58	0	66	0	8	0
GS-11 \$ 62,467 - 81,204	58	0	58	0	58	0	0	0
GS-10 \$ 56,857 - 73,917	7	0	7	0	7	0	0	0
GS-9 \$ 51,630 - 67,114	34	0	34	0	34	0	0	0
GS-8 \$ 46,745 - 60,765	13	0	13	0	13	0	0	0
GS-7 \$ 42,209 - 54,875	23	0	23	0	23	0	0	0
GS-6 \$ 37,983 - 49,375	9	0	9	0	9	0	0	0
GS-5 \$ 37,075 - 44,293	6	0	6	0	6	0	0	0
GS-4 \$ 30,456 - 39,590	2	0	2	0	2	0	0	0
Total, Appropriated Positions	702	0	702	0	712	0	10	0
Average SES Salary		169,180		169,180		172,056		
Average GS Salary		84,855		84,855		86,298		
Average GS Grade		12		12		13		

L. Summary of Requirements by Object Class

Summary of Requirements by Object Class

Office of Justice Programs

Salaries and Expenses/Management and Administration

(Dollars in Thousands)

Object Class	2012 Actual		2013 Availability*		2014 Request		Increase/Decrease	
	Direct FTE	Amount	Direct FTE	Amount	Direct FTE	Amount	Direct FTE	Amount
11.1 Full-Time Permanent	644	63,668	559	63,668	559	63,922	0	254
11.3 Other than Full-Time Permanent	34	2,036	34	2,036	34	2,053	0	17
11.5 Other Personnel Compensation	8	855	8	855	8	1,774	0	919
<i>Overtime</i>	0	0	0	0	0	0	0	0
<i>Other Compensation</i>	0	0	0	0	0	0	0	0
11.8 Special Personal Services Payments	0	(1)	0	(1)	0	0	0	1
Total	686	66,558	601	66,558	601	67,749	0	1,191
Other Object Classes								
12.0 Personnel Benefits		19,903		20,228		19,903		-325
13.0 Benefits for former personnel		831		836		831		-5
21.0 Travel and Transportation of Persons		928		934		928		-6
22.0 Transportation of Things		673		677		673		-4
23.1 Rental Payments to GSA		14,747		14,837		14,977		140
23.2 Rental Payments to Others		33		33		33		0
23.3 Communications, Utilities, and Miscellaneous Charges		1,907		1,919		1,907		-12
24.0 Printing and Reproduction		83		84		83		-1
25.1 Advisory and Assistance Services		12,717		12,795		12,904		109
25.2 Other Services from Non-Federal Sources		47,445		46,340		45,857		-483
25.3 Other Goods and Services from Federal Sources		8,442		8,494		8,442		-52
25.4 Operation and Maintenance of Facilities		222		223		222		-1
25.5 Research and Development Contracts		0		0		0		0
25.6 Medical Care		144		145		144		-1
25.7 Operation and Maintenance of Equipment		303		305		303		-2
25.8 Subsistence and Support of Persons		0		0		0		0
26.0 Supplies and Materials		417		420		417		-3
31.0 Equipment		1,250		1,258		1,250		-8
32.0 Land and Structures		0		0		0		0
41.0 Grants, Subsidies, and Contributions		0		0		0		0
42.0 Insurance Claims and Indemnities		42		42		42		0
Total Obligations		176,645		176,128		176,665		537
Unobligated Balance, Start-of-Year		(2,550)		(1,299)		(1,299)		0
Transfers/Reprogramming		0		0		0		0
Recoveries/Refunds		(350)		0		0		0
Rescission		13						
Unobligated End-of-Year, Available		1,299		1,299		1,299		0
Total Direct Requirements	0	175,057	0	176,128	0	176,665	0	537

*The 2013 Availability includes the 0.612% funding provided by the Continuing Appropriations Resolution, 2013 (P.L. 112-175, Section 101 (c)).

B. Summary of Requirements

Summary of Requirements
Office of Justice Programs
Research, Evaluation, and Statistics
(Dollars in Thousands)

	FY 2014 Request		
	Direct Pos.	Estimate FTE	Amount
2012 Enacted	0	0	113,000
2012 Balance Rescission			-4,414
Transfer from State and Local Law Enforcement Assistance for RESS 2% set-aside			21,250
Transfer from Juvenile Justice Programs for RESS 2% set-aside			5,250
Transfer to NIST for research, testing, and evaluation programs.			-5,000
Transfer to BOP for Federal inmate research and evaluation purposes			-1,300
Total 2012 Enacted (with Balance Rescission)	0	0	128,786
2013 Continuing Resolution	0	0	113,000
2013 Balance Rescission			-4,000
2013 CR 0.612% Increase			692
2013 Supplemental Appropriation - Sandy Hurricane Relief			0
Total 2013 Continuing Resolution (with Balance Rescission and Supplemental)	0	0	109,692
Technical Adjustments			
Supplemental Adjustment - Sandy Hurricane Relief	0	0	0
Adjustment - 2013 CR 0.612%			-692
Restoration of FY 2013 Rescission	0	0	4,000
Total Technical Adjustments	0	0	3,308
Base Adjustments			
Transfers:	0	0	0
Total Base Adjustments	0	0	0
Total Technical and Base Adjustments	0	0	3,308
2014 Current Services	0	0	113,000
Program Changes			
Increases:			
Criminal Justice Statistics Program	0	0	7,900
Research, Development, and Evaluation Programs	0	0	4,500
CrimeSolutions.gov (Evaluation Clearinghouse/What Works Repository)	0	0	2,000
Forensic Science	0	0	9,000
Forensic Science Advisory Commission	0	0	1,000
Transfer to NIST	0	0	-3,000
Transfer to NSF	0	0	-5,000
Subtotal, Increases	0	0	23,400
Offsets:			
Regional Information Sharing System	0	0	-2,000
Subtotal, Offsets	0	0	-2,000
Total Program Changes	0	0	21,400
2014 Total Request	0	0	134,400
2014 Balance Rescission			-3,000
2014 Total Request (with Balance Rescission)	0	0	131,400
2013 - 2014 Total Change	0	0	21,400

Note: The FTE for FY 2012 is actual and for FY 2013 and FY 2014 are estimates.

B. Summary of Requirements

Summary of Requirements
Office of Justice Programs
Research, Evaluation, and Statistics
(Dollars in Thousands)

Program Activity	2012 Appropriation Enacted			2013 Continuing Resolution*			2014 Technical and Base Adjustments			2014 Current Services		
	Direct Pos.	Actual FTE	Amount	Direct Pos.	Est. FTE	Amount	Direct Pos.	Est. FTE	Amount	Direct Pos.	Est. FTE	Amount
Criminal Justice Statistics Program	0	0	45,000	0	0	45,275	0	0	-275	0	0	45,000
National Crime Victimization Survey (NCVS)	0	0	26,000	0	0	0	0	0	0	0	0	0
Redesign of the NCVS	0	0	10,000	0	0	0	0	0	0	0	0	0
Redesign and Development of Data Collection Programs for Indian Country	0	0	500	0	0	0	0	0	0	0	0	0
Regional Information Sharing System (RISS)	0	0	27,000	0	0	27,165	0	0	-165	0	0	27,000
Research, Development, and Evaluation Programs	0	0	40,000	0	0	40,245	0	0	-245	0	0	40,000
Transfer-NIST/OLES	0	0	5,000	0	0	5,000	0	0	-5,000	0	0	0
CrimeSolutions.gov (Evaluation Clearinghouse/What Works Repository)	0	0	1,000	0	0	1,006	0	0	-6	0	0	1,000
Forensic Science	0	0	0	0	0	0	0	0	0	0	0	0
Total Direct	0	0	113,000	0	0	113,692	0	0	-692	0	0	113,000
Balance Rescission			-4,414			-4,000			4,000			0
Total Direct with Rescission			108,586			109,692			3,308			113,000
Reimbursable FTE		0			0			0			0	
Total Direct and Reimb. FTE		0			0			0			0	
Other FTE:												
LEAP		0			0			0			0	
Overtime		0			0			0			0	
Grand Total, FTE		0			0			0			0	

Program Activity	2014 Increases			2014 Offsets			2014 Request		
	Direct Pos.	Est. FTE	Amount	Direct Pos.	Est. FTE	Amount	Direct Pos.	Est. FTE	Amount
Criminal Justice Statistics Program	0	0	7,900	0	0	0	0	0	52,900
National Crime Victimization Survey (NCVS)	0	0	0	0	0	0	0	0	0
Redesign of the NCVS	0	0	0	0	0	0	0	0	0
Redesign and Development of Data Collection Programs for Indian Country	0	0	0	0	0	0	0	0	0
Regional Information Sharing System (RISS)	0	0	0	0	0	-2,000	0	0	25,000
Research, Development, and Evaluation Programs	0	0	4,500	0	0	0	0	0	44,500
Transfer-NIST/OLES	0	0	0	0	0	0	0	0	0
CrimeSolutions.gov (Evaluation Clearinghouse/What Works Repository)	0	0	2,000	0	0	0	0	0	3,000
Forensic Science	0	0	9,000	0	0	0	0	0	9,000
Total Direct	0	0	23,400	0	0	-2,000	0	0	134,400
Balance Rescission			0			-3,000			-3,000
Total Direct with Rescission			23,400			-5,000			131,400
Reimbursable FTE		0			0			0	
Total Direct and Reimb. FTE		0			0			0	
Other FTE:									
LEAP		0			0			0	
Overtime		0			0			0	
Grand Total, FTE		0			0			0	

*The 2013 Continuing Resolution includes the 0.612% funding provided by the Continuing Appropriations Resolution, 2013 (P.L. 112-175, Section 101(c)).

C. Program Changes by Decision Unit

FY 2014 Program Increases/Offsets by Decision Unit

Office of Justice Programs
 Research, Evaluation, and Statistics
 (Dollars in Thousands)

Program Increases	Location of Description by Program Activity	Research, Evaluation, and Statistics				Total Increases			
		Direct Pos.	Agt./ Atty.	Est. FTE	Amount	Direct Pos.	Agt./ Atty.	Est. FTE	Amount
Criminal Justice Statistics Program	Research, Evaluation, and Statistics	0	0	0	7,900	0	0	0	7,900
Research, Development, and Evaluation Programs	Research, Evaluation, and Statistics	0	0	0	4,500	0	0	0	4,500
CrimeSolutions.gov (Evaluation Clearinghouse/What Works Repository)	Research, Evaluation, and Statistics	0	0	0	2,000	0	0	0	2,000
Forensic Science	Research, Evaluation, and Statistics	0	0	0	9,000	0	0	0	9,000
Total Program Increases		0	0	0	23,400	0	0	0	23,400

Program Offsets	Location of Description by Program Activity	Research, Evaluation, and Statistics				Total Offsets			
		Direct Pos.	Agt./ Atty.	Est. FTE	Amount	Direct Pos.	Agt./ Atty.	Est. FTE	Amount
Regional Information Sharing System (RISS)	Research, Evaluation, and Statistics	0	0	0	-2,000	0	0	0	-2,000
Total Program Offsets		0	0	0	-2,000	0	0	0	-2,000

D. Resources by DOJ Strategic Goal and Strategic Objective

Resources by Department of Justice Strategic Goal/Objective

Office of Justice Programs
 Research, Evaluation, and Statistics
 (Dollars in Thousands)

Strategic Goal and Strategic Objective	2012 Appropriation Enacted		2013 Continuing Resolution*		2014 Current Services		2014 Increases		2014 Offsets		2014 Total Request	
	Direct/ Reimb FTE	Direct Amount	Direct/ Reimb FTE	Direct Amount	Direct/ Reimb FTE	Direct Amount	Direct/ Reimb FTE	Direct Amount	Direct/ Reimb FTE	Direct Amount	Direct/ Reimb FTE	Direct Amount
Goal 1 Prevent Terrorism and Promote the Nation's Security Consistent with the Rule of Law												
1.1 Prevent, disrupt, and defeat terrorist operations before they occur.	0	0	0	0	0	0	0	0	0	0	0	0
1.2 Prosecute those involved in terrorist acts.	0	0	0	0	0	0	0	0	0	0	0	0
1.3 Combat espionage against the United States.	0	0	0	0	0	0	0	0	0	0	0	0
Subtotal, Goal 1	0	0	0	0	0	0	0	0	0	0	0	0
Goal 2 Prevent Crime, Protect the Rights of the American People, and enforce Federal Law												
2.1 Combat the threat, incidence, and prevalence of violent crime.	0	0	0	0	0	0	0	0	0	0	0	0
2.2 Prevent and intervene in crimes against vulnerable of violent crime.	0	0	0	0	0	0	0	0	0	0	0	0
2.3 Combat the threat, trafficking, and use of illegal drugs and the divers	0	0	0	0	0	0	0	0	0	0	0	0
2.4 Combat corruption, economic crimes, and international organized crime.	0	0	0	0	0	0	0	0	0	0	0	0
2.5 Promote and protect Americans' civil rights.	0	0	0	0	0	0	0	0	0	0	0	0
2.6 Protect the federal fisc and defend the interests of the US.	0	0	0	0	0	0	0	0	0	0	0	0
Subtotal, Goal 2	0	0	0	0	0	0	0	0	0	0	0	0
Goal 3 Ensure and Support the Fair, Impartial, Efficient, and Transparent Administration of Justice at the Federal, State, Local, Tribal and International Levels.												
3.1 Promote and Strengthen relationship and strategies for the administration of justice with state, local, tribal and international law enforcement.	0	113,000	0	113,692	0	113,000	0	23,400	0	-2,000	0	134,400
3.2 Protect judges, witnesses, and other participants in federal proceedings; apprehend fugitives; and ensure the appearance of criminal defendants for judicial proceedings or confinement.	0	0	0	0	0	0	0	0	0	0	0	0
3.3 Provide for the safe, secure, humane, and cost-effective confinement of detainees awaiting trial and/or sentencing, and those of the custody of the Federal Prison System.	0	0	0	0	0	0	0	0	0	0	0	0
3.4 Adjudicate all immigration cases promptly and impartially in accordance with due process.	0	0	0	0	0	0	0	0	0	0	0	0
Subtotal, Goal 3	0	113,000	0	113,692	0	113,000	0	23,400	0	-2,000	0	134,400
TOTAL	0	113,000	0	113,692	0	113,000	0	23,400	0	-2,000	0	134,400

Note: Excludes Balance Rescission and/or Supplemental Appropriations.

*The 2013 Continuing Resolution includes the 0.612% funding provided by the Continuing Appropriations Resolution, 2013 (P.L. 112-175, Section 101 (c)).

F. Crosswalk of 2012 Availability

Crosswalk of 2012 Availability

Office of Justice Programs
 Research, Evaluation, and Statistics
 (Dollars in Thousands)

Program Activity	2012 Appropriation Enacted w/o Balance Rescission			Balance Rescission			Reprogramming/Transfers			Carryover	Recoveries/ Refunds	2012 Actual		
	Direct Pos.	Actual FTE	Amount	Direct Pos.	Actual FTE	Amount	Direct Pos.	Actual FTE	Amount	Amount	Amount	Direct Pos.	Actual FTE	Amount
Criminal Justice Statistics Program	0	0	45,000	0	0	0	0	0	12,880	0	656	0	0	58,536
National Crime Victimization Survey (NCVS)	0	0	26,000	0	0	0	0	0	0	0	0	0	0	26,000
Redesign of the NCVS	0	0	10,000	0	0	0	0	0	0	0	0	0	0	10,000
Redesign and Development of Data Collection Programs for Indian Country	0	0	500	0	0	0	0	0	0	0	0	0	0	500
Regional Information Sharing System (RISS)	0	0	27,000	0	0	0	0	0	-540	0	0	0	0	26,460
Research, Development, and Evaluation Programs	0	0	40,000	0	0	-2,466	0	0	7,880	264	1,519	0	0	47,198
Transfer-NIST/OLES	0	0	5,000	0	0	0	0	0	-5,000	0	0	0	0	0
CrimeSolutions.gov (Evaluation Clearinghouse/What Works Repository)	0	0	1,000	0	0	0	0	0	-20	0	0	0	0	980
Management and Administration	0	0	0	0	0	-1,706	0	0	0	0	1,606	0	0	-101
Domestic Terrorism Technology Development Program	0	0	0	0	0	-120	0	0	0	0	0	0	0	-120
DNA and Forensics	0	0	0	0	0	0	0	0	0	0	157	0	0	157
Gun Violence Prosecution Program	0	0	0	0	0	0	0	0	0	0	267	0	0	267
Other Programs (\$100K or less)	0	0	0	0	0	-122	0	0	0	0	119	0	0	-3
Total Direct	0	0	113,000	0	0	-4,414	0	0	20,200	264	4,323	0	0	133,373
Reimbursable FTE		0			0			0					0	
Total Direct and Reimb. FTE		0			0			0					0	
Other FTE:														
LEAP		0			0			0					0	
Overtime		0			0			0					0	
Grand Total, FTE		0			0			0					0	

Reprogramming/Transfers

Transfers consist of RESS 2% set-aside and transfers to NIST and BOP.

Carryover:

\$264K is direct carryover as of September 30, 2012.

Recoveries/Refunds:

\$4.323M for recoveries/refunds as of September 30, 2012.

Enacted Rescission: \$4.4M unobligated balance rescission as required by P.L. 112-55.

G. Crosswalk of 2013 Availability

Crosswalk of 2013 Availability

Office of Justice Programs
 Research, Evaluation, and Statistics
 (Dollars in Thousands)

Program Activity	FY 2013 Continuing Resolution*			Supplemental Appropriation	Reprogramming/Transfers			Carryover	Recoveries/Refunds	2013 Availability		
	Direct Pos.	Estim. FTE	Amount		Amount	Direct Pos.	Estim. FTE			Amount	Amount	Direct Pos.
Criminal Justice Statistics Program	0	0	45,275	0	0	0	0	-249	307	0	0	45,333
National Crime Victimization Survey (NCVS)	0	0	0	0	0	0	0	30	7	0	0	37
Redesign of the NCVS	0	0	0	0	0	0	0	12	0	0	0	12
Redesign and Development of Data Collection Programs for Indian Country	0	0	0	0	0	0	0	259	0	0	0	259
Regional Information Sharing System (RISS)	0	0	27,165	0	0	0	0		0	0	0	27,165
Research, Development, and Evaluation Programs	0	0	40,245	0	0	0	-5,000	3,422	416	0	0	39,083
Transfer-NIST/OLES	0	0	5,000	0	0	0	-5,000		0	0	0	0
CrimeSolutions.gov (Evaluation Clearinghouse/What Works Repository)	0	0	1,006	0	0	0	0		0	0	0	1,006
Management and Administration	0	0	0	0	0	0	0	512	59	0	0	571
RESS set-aside	0	0	0	0	0	0	0	1,590	0	0	0	1,590
Missing and Exploited Children	0	0	0	0	0	0	0	866	46	0	0	912
Victim Notification System	0	0	0	0	0	0	0	707	104	0	0	811
DNA and Forensics	0	0	0	0	0	0	0	-732	0	0	0	-732
Gun Violence Prosecution Program	0	0	0	0	0	0	0	-220	0	0	0	-220
Other Programs (\$100K or less)	0	0	0	0	0	0	0	-530	16	0	0	-514
Recoveries/Refunds	0	0	0	0	0	0	0	0	3,045	0	0	3,045
Total Direct	0	0	113,692	0	0	0	-5,000	5,667	4,000	0	0	118,358
Balance Rescission			-4,000					0				-4,000
Total Direct with Rescission			109,692					5,667				114,358
Reimbursable FTE		0				0		0			0	
Total Direct and Reimb. FTE		0				0		5,667			0	
Other FTE:												
LEAP		0				0		0			0	
Overtime		0				0		0			0	
Grand Total, FTE		0				0		5,667			0	

*The 2013 Continuing Resolution includes the 0.612% funding provided by the Continuing Appropriations Resolution, 2013 (P.L. 112-175, Section 101 (c)).

Reprogramming/Transfers

Transfer to NIST.

Carryover:

\$5.667M is direct carryover as of January 2013.

Recoveries/Refunds:

Recoveries: \$4.0M for direct recoveries/refunds as of January 2013.

H. Summary of Reimbursable Resources

Summary of Reimbursable Resources

Office of Justice Programs
 Research, Evaluation, and Statistics
 (Dollars in Thousands)

Collections by Source	2012 Actual			2013 Planned			2014 Request			Increase/Decrease		
	Reimb. Pos.	Reimb. FTE	Amount	Reimb. Pos.	Reimb. FTE	Amount	Reimb. Pos.	Reimb. FTE	Amount	Reimb. Pos.	Reimb. FTE	Amount
Department of Defense	0	0	6	0	0	6	0	0	6	0	0	0
Department of Justice	0	0	810	0	0	810	0	0	810	0	0	0
Budgetary Resources	0	0	816	0	0	816	0	0	816	0	0	0

Obligations by Program Activity	2012 Actual			2013 Planned			2014 Request			Increase/Decrease		
	Reimb. Pos.	Reimb. FTE	Amount	Reimb. Pos.	Reimb. FTE	Amount	Reimb. Pos.	Reimb. FTE	Amount	Reimb. Pos.	Reimb. FTE	Amount
Criminal Justice Statistics	0	0	250	0	0	250	0	0	250	0	0	0
Research, Evaluation, and Statistics	0	0	110	0	0	110	0	0	110	0	0	0
Research, Evaluation, and Statistics (Reimbursable Funds)	0	0	456	0	0	456	0	0	456	0	0	0
Budgetary Resources	0	0	816	0	0	816	0	0	816	0	0	0

J. Financial Analysis of Program Changes

Financial Analysis of Program Changes

Office of Justice Programs
 Research, Evaluation, and Statistics
 (Dollars in Thousands)

	Research, Evaluation, and Statistics						Research, Evaluation, and Statistics				Total Program Changes	
	Increase		Increase		Increase		Increase		Offsets			
	Criminal Justice Statistics Program		Research, Development, and Evaluation Programs		CrimeSolutions.gov (Evaluation Clearinghouse/What Works Repository)		Forensic Science		Regional Information Sharing System			
	Direct Pos.	Amount	Direct Pos.	Amount	Direct Pos.	Amount	Direct Pos.	Amount	Direct Pos.	Amount		
24.0 Printing and Reproduction		5		3		1		6		-1		14
25.1 Advisory and Assistance Services		394		224		100		449		-100		1,067
25.2 Other Services from Non-Federal Sources		85		19		22		38		-22		142
25.3 Other Goods and Services from Federal Sources		2,151		1,265		545		2,530		-545		5,946
26.0 Supplies and Materials		0		0		0		0		0		0
31.0 Equipment		10		2		2		4		-2		16
41.0 Grants, subsidies, and contributions		5,254		2,987		1,330		5,973		-1,330		14,214
Total Program Change Requests	0	7,900	0	4,500	0	2,000	0	9,000	0	-2,000	0	21,400

L. Summary of Requirements by Object Class

Summary of Requirements by Object Class

Office of Justice Programs
 Research, Evaluation, and Statistics
 (Dollars in Thousands)

Object Class	2012 Actual		2013 Availability*		2014 Request		Increase/Decrease	
	Direct FTE	Amount	Direct FTE	Amount	Direct FTE	Amount	Direct FTE	Amount
11.1 Full-Time Permanent	0	0	0	0	0	0	0	0
11.3 Other than Full-Time Permanent	0	0	0	0	0	0	0	0
11.5 Other Personnel Compensation	0	0	0	0	0	0	0	0
<i>Overtime</i>	0	0	0	0	0	0	0	0
<i>Other Compensation</i>	0	0	0	0	0	0	0	0
11.8 Special Personal Services Payments	0	0	0	0	0	0	0	0
Total	0	0	0	0	0	0	0	0
Other Object Classes								
12.0 Personnel Benefits		1,000		0		0		0
13.0 Benefits for former personnel		0		0		0		0
21.0 Travel and Transportation of Persons		928		0		4		4
22.0 Transportation of Things		907		0		0		0
23.1 Rental Payments to GSA		1,802		0		0		0
23.2 Rental Payments to Others		0		0		0		0
23.3 Communications, Utilities, and Miscellaneous Charges		0		0		0		0
24.0 Printing and Reproduction		0		1		80		79
25.1 Advisory and Assistance Services		8,017		14,668		6,302		-8,366
25.2 Other Services from Non-Federal Sources		1,165		485		539		54
25.3 Other Goods and Services from Federal Sources		34,427		29,034		35,536		6,502
25.4 Operation and Maintenance of Facilities		0		0		0		0
25.5 Research and Development Contracts		0		0		0		0
25.6 Medical Care		0		0		0		0
25.7 Operation and Maintenance of Equipment		0		0		0		0
25.8 Subsistence and Support of Persons		0		0		0		0
26.0 Supplies and Materials		0		0		0		0
31.0 Equipment		48		46		51		5
32.0 Land and Structures		0		0		0		0
41.0 Grants, Subsidies, and Contributions		79,413		64,458		83,888		19,430
42.0 Insurance Claims and Indemnities		0		0		0		0
Total Obligations		127,707		108,692		126,400		17,708
Unobligated Balance, Start-of-Year		-264		-5,667		-6,359		-692
Transfers/Reprogramming		-20,200		5,000		8,000		3,000
Recoveries/Refunds		-4,323		-4,000		-3,000		1,000
Unobligated balance, rescinded		4,414		4,000		3,000		-1,000
Unobligated End-of-Year, Available		5,667		6,359		6,359		0
Total Direct Requirements	0	113,000	0	114,384	0	134,400	0	20,016
Reimbursable FTE								
Full-Time Permanent	0	0	0		0		0	
23.1 Rental Payments to GSA (Reimbursable)		0		0		0		0
25.3 Other Goods and Services from Federal Sources - DHS Security (Reimbursable)		0		0		0		0

*The 2013 Availability includes the 0.612% funding provided by the Continuing Appropriations Resolution, 2013 (P.L. 112-175, Section 101 (c)).

B. Summary of Requirements

Summary of Requirements
Office of Justice Programs
State and Local Law Enforcement Assistance
(Dollars in Thousands)

	FY 2014 Request		
	Direct Pos.	Estimate FTE	Amount
2012 Enacted ^{1/}	0	0	1,162,500
2012 Balance Rescission (if applicable)			(42,000)
Total 2012 Enacted (with Balance Rescission) ^{1/}	0	0	1,120,500
2013 Continuing Resolution	0	0	1,162,500
2013 Balance Rescission (if applicable)			(42,000)
2013 CR 0.612% Increase			7,115
2013 Supplemental Appropriation - Sandy Hurricane Relief			0
Total 2013 Continuing Resolution (with Balance Rescission and Supplemental)	0	0	1,127,615
Technical Adjustments			
Adjustment - 2013 CR 0.612%	0	0	(7,115)
Restoration of Rescission			42,000
Total Technical Adjustments	0	0	(7,115)
Total Technical and Base Adjustments	0	0	34,885
2014 Current Services	0	0	1,162,500
Program Changes			
Increases:			
Byrne Criminal Justice Innovation Program	0	0	20,000
Criminal Justice Reform and Recidivism Reduction (Justice Reinvestment Initiative)	0	0	85,000
Economic, High-Technology, and Cybercrime Prevention Program/Intellectual Property Enforcement	0	0	2,000
Children Exposed to Violence	0	0	13,000
Hawaii Opportunity Probation with Enforcement (HOPE)	0	0	10,000
National Criminal Records History Improvement Program (NCHIP)			44,000
Byrne Justice Assistance Grants	0	0	25,000
Problem Solving Justice	0	0	44,000
Residential Substance Abuse Treatment for State Prisoners	0	0	9,000
Second Chance Act	0	0	56,000
Byrne Incentive Grants	0	0	40,000
Subtotal, Increases	0	0	348,000
Offsets:			
Capital Litigation Improvement Grant Program	0	0	(1,000)
DNA Related and Forensic Programs and Activities	0	0	(25,000)
Prison Rape Prevention and Prosecution Program	0	0	(2,000)
Program Eliminations ^{2/}			(477,500)
Subtotal, Offsets	0	0	(505,500)
Total Program Changes	0	0	(157,500)
2014 Total Request	0	0	1,005,000
2014 Balance Rescission [if applicable]			(36,000)
2014 Total Request (with Balance Rescission)	0	0	969,000
2013 - 2014 Total Change	0	0	(157,500)

Note: The FTE for FY 2012 is actual and for FY 2013 and FY 2014 are estimates.

^{2/}The program eliminations consist of the following: Border Initiatives (\$10M); Bulletproof Vests (\$24M); Court Appointed Special Advocate (\$4.5M); Drug Courts (\$35M); Indian Country Initiatives (\$38M); John R. Justice (\$4M); Mentally Ill Offender Act (\$9M); Missing Alzheimer's Patient Alert (\$1M); Paul Coverdell (\$12M); State Criminal Alien Assistance Program (\$240M); and Presidential Nominating Conventions (\$100M).

B. Summary of Requirements

Summary of Requirements
Office of Justice Programs
State and Local Law Enforcement Assistance
(Dollars in Thousands)

Program Activity	2012 Appropriation Enacted			2013 Continuing Resolution*			2014 Technical and Base Adjustments			2014 Current Services		
	Direct Pos.	Actual FTE	Amount	Direct Pos.	Est. FTE	Amount	Direct Pos.	Est. FTE	Amount	Direct Pos.	Est. FTE	Amount
Border Initiatives	0	0	10,000	0	0	10,061	0	0	(61)	0	0	10,000
Bulletproof Vests Partnership	0	0	24,000	0	0	24,147	0	0	(147)	0	0	24,000
NIST Transfer			1,500									
Byrne Competitive Grants	0	0	15,000	0	0	15,092	0	0	(92)	0	0	15,000
Byrne Criminal Justice Innovation Program	0	0	15,000	0	0	15,092	0	0	(92)	0	0	15,000
Byrne Justice Assistance Grants	0	0	470,000	0	0	372,264	0	0	(2,264)	0	0	370,000
Comprehensive Criminal Justice Reform and Recidivism Reduction	0	0	6,000	0	0	6,000						
State and Local Antiterrorism Training (SLATT)	0	0	2,000	0	0	2,000						
Research on Domestic Radicalization	0	0	4,000	0	0	4,000						
State and Local Assistance Help Desk and Diagnostic Center (E2I)	0	0	4,000	0	0	4,000						
VALOR Initiative	0	0	2,000	0	0	2,000						
Smart Policing	0	0	0	0	0	0						
Smart Prosecution	0	0	0	0	0	0						
Presidential Nominating Conventions			100,000			100,612			(612)			100,000
Byrne Incentive Grants	0	0	0	0	0	0	0	0	0	0	0	0
Capital Litigation Improvement Grant Program	0	0	3,000	0	0	3,018	0	0	(18)	0	0	3,000
Children Exposed to Violence	0	0	10,000	0	0	10,061	0	0	(61)	0	0	10,000
Court Appointed Special Advocate Program	0	0	4,500	0	0	4,528	0	0	(28)	0	0	4,500
Criminal Justice Reform and Recidivism Reduction	0	0	0	0	0	0	0	0	0	0	0	0
DNA Related and Forensic Programs and Activities	0	0	125,000	0	0	125,765	0	0	(765)	0	0	125,000
DNA Backlog	0	0	117,000	0	0							
Post-Conviction DNA Testing	0	0	4,000	0	0							
Sexual Assault Nurse Examiners	0	0	4,000	0	0							
Sexual Assault Kit Backlog Reduction	0	0	0	0	0							
Drug Court Program	0	0	35,000	0	0	35,214	0	0	(214)	0	0	35,000
Economic, High-tech, Cybercrime Prevention	0	0	7,000	0	0	7,043	0	0	(43)	0	0	7,000
Intellectual Property Enforcement Program												
Implementation of Adam Walsh Act	0	0	20,000	0	0	20,122	0	0	(122)	0	0	20,000
Indian Country Initiatives	0	0	38,000	0	0	38,233	0	0	(233)	0	0	38,000
John R. Justice Loan Repayment Grant Program	0	0	4,000	0	0	4,024	0	0	(24)	0	0	4,000
Mentally Ill Offender Act Program	0	0	9,000	0	0	9,055	0	0	(55)	0	0	9,000
Missing Alzheimer's Patient Alert Program	0	0	1,000	0	0	1,006	0	0	(6)	0	0	1,000
National Criminal Records History Improvement Program (NCHIP)	0	0	6,000	0	0	6,037	0	0	(37)	0	0	6,000
National Instant Criminal Background Check System (NICS)	0	0	5,000	0	0	5,031	0	0	(31)	0	0	5,000
National Sex Offender Public Website	0	0	1,000	0	0	1,006	0	0	(6)	0	0	1,000
Paul Coverdell Grants	0	0	12,000	0	0	12,073	0	0	(73)	0	0	12,000
Prescription Drug Monitoring Program	0	0	7,000	0	0	7,043	0	0	(43)	0	0	7,000
Prison Rape Prevention and Prosecution Program	0	0	12,500	0	0	12,577	0	0	(77)	0	0	12,500
Problem Solving Courts/Problem Solving Justice	0	0	0	0	0	0	0	0	0	0	0	0
Project Hawaii Opportunity Probation with Enforcement (HOPE)	0	0	0	0	0	0	0	0	0	0	0	0
Residential Substance Abuse Treatment	0	0	10,000	0	0	10,061	0	0	(61)	0	0	10,000
Second Chance Act/Offender Re-entry	0	0	63,000	0	0	63,386	0	0	(386)	0	0	63,000
Children of Incarcerated Parents Demonstration Grants												
Pay for Success (discretionary)												
Pay for Success (Permanent Housing Model)												
Performance Partnership on Interagency Reentry												
Smart Probation			4,000									
Smart Policing Initiative												
Smart Prosecution Initiative												
S&L Gun Crime Prosecution Assistance/Violent Gang and Gun Crime Reductio	0	0	5,000	0	0	5,031	0	0	(31)	0	0	5,000
State Criminal Alien Assistance Program (SCAAP)	0	0	240,000	0	0	241,469	0	0	(1,469)	0	0	240,000
Victims of Trafficking	0	0	10,500	0	0	10,564	0	0	(64)	0	0	10,500
Total Direct	0	0	1,162,500	0	0	1,169,615	0	0	(7,115)	0	0	1,162,500
Balance Rescission			(42,000)			(42,000)			0			(42,000)
Total Direct with Rescission			1,120,500			1,127,615			(7,115)			1,120,500
Reimbursable FTE		0			0			0			0	
Total Direct and Reimb. FTE		0			0			0			0	
Other FTE:												
LEAP		0			0			0			0	
Overtime		0			0			0			0	
Grand Total, FTE		0			0			0			0	

B. Summary of Requirements

Program Activity	2014 Increases			2014 Offsets			2014 Request		
	Direct Pos.	Est. FTE	Amount	Direct Pos.	Est. FTE	Amount	Direct Pos.	Est. FTE	Amount
Border Initiatives	0	0	0	0	0	0	0	0	0
Bulletproof Vests Partnership	0	0	0	0	0	0	0	0	0
NIST Transfer	0	0	0	0	0	0	0	0	0
Byrne Competitive Grants	0	0	0	0	0	0	0	0	15,000
Byrne Criminal Justice Innovation Program	0	0	20,000	0	0	0	0	0	35,000
Byrne Justice Assistance Grants	0	0	25,000	0	0	0	0	0	395,000
Comprehensive Criminal Justice Reform and Recidivism Reduction	0	0	0	0	0	0	0	0	0
State and Local Antiterrorism Training (SLATT)	0	0	0	0	0	0	0	0	0
Research on Domestic Radicalization	0	0	0	0	0	0	0	0	0
State and Local Assistance Help Desk and Diagnostic Center (E2I)	0	0	0	0	0	0	0	0	0
VALOR Initiative	0	0	0	0	0	0	0	0	0
Smart Policing	0	0	0	0	0	0	0	0	0
Smart Prosecution	0	0	0	0	0	0	0	0	0
Presidential Nominating Conventions	0	0	0	0	0	0	0	0	0
Byrne Incentive Grants	0	0	40,000	0	0	0	0	0	40,000
Capital Litigation Improvement Grant Program	0	0	0	0	0	(1,000)	0	0	2,000
Children Exposed to Violence	0	0	13,000	0	0	0	0	0	23,000
Court Appointed Special Advocate Program	0	0	0	0	0	0	0	0	0
Criminal Justice Reform and Recidivism Reduction	0	0	85,000	0	0	0	0	0	85,000
DNA Related and Forensic Programs and Activities	0	0	0	0	0	(25,000)	0	0	100,000
DNA Backlog	0	0	0	0	0	0	0	0	0
Post-Conviction DNA Testing	0	0	0	0	0	0	0	0	0
Sexual Assault Nurse Examiners	0	0	0	0	0	0	0	0	0
Sexual Assault Kit Backlog Reduction	0	0	0	0	0	0	0	0	0
Drug Court Program	0	0	0	0	0	0	0	0	0
Economic, High-tech, Cybercrime Prevention	0	0	2,000	0	0	0	0	0	9,000
Intellectual Property Enforcement Program	0	0	0	0	0	0	0	0	0
Implementation of Adam Walsh Act	0	0	0	0	0	0	0	0	20,000
Indian Country Initiatives	0	0	0	0	0	0	0	0	0
John R. Justice Loan Repayment Grant Program	0	0	0	0	0	0	0	0	0
Mentally Ill Offender Act Program	0	0	0	0	0	0	0	0	0
Missing Alzheimer's Patient Alert Program	0	0	0	0	0	0	0	0	0
National Criminal Records History Improvement Program (NCHIP)	0	0	44,000	0	0	0	0	0	50,000
National Instant Criminal Background Check System (NICS)	0	0	0	0	0	0	0	0	5,000
National Sex Offender Public Website	0	0	0	0	0	0	0	0	1,000
Paul Coverdell Grants	0	0	0	0	0	0	0	0	0
Prescription Drug Monitoring Program	0	0	0	0	0	0	0	0	7,000
Prison Rape Prevention and Prosecution Program	0	0	0	0	0	(2,000)	0	0	10,500
Problem Solving Courts/Problem Solving Justice	0	0	44,000	0	0	0	0	0	44,000
Project Hawaii Opportunity Probation with Enforcement (HOPE)	0	0	10,000	0	0	0	0	0	10,000
Residential Substance Abuse Treatment	0	0	9,000	0	0	0	0	0	19,000
Second Chance Act/Offender Reentry	0	0	56,000	0	0	0	0	0	119,000
Children of Incarcerated Parents Demonstration Grants	0	0	0	0	0	0	0	0	0
Pay for Success (discretionary)	0	0	0	0	0	0	0	0	0
Pay for Success (Permanent Housing Model)	0	0	0	0	0	0	0	0	0
Performance Partnership on Interagency Reentry	0	0	0	0	0	0	0	0	0
Smart Probation	0	0	0	0	0	0	0	0	0
Smart Policing Initiative	0	0	0	0	0	0	0	0	0
Smart Prosecution Initiative	0	0	0	0	0	0	0	0	0
S&L Gun Crime Prosecution Assistance/Violent Gang and Gun Crime Reductio	0	0	0	0	0	0	0	0	5,000
State Criminal Alien Assistance Program (SCAAP)	0	0	0	0	0	0	0	0	0
Victims of Trafficking	0	0	0	0	0	0	0	0	10,500
Program Eliminations	0	0	0	0	0	(477,500)	0	0	0
Increases/Offsets	0	0	348,000	0	0	(505,500)	0	0	1,005,000
Balance Rescission			0			0			(36,000)
Total Direct with Rescission			348,000			(505,500)			969,000
Reimbursable FTE		0			0			0	
Total Direct and Reimb. FTE		0			0			0	
Other FTE:									
LEAP		0			0			0	
Overtime		0			0			0	
Grand Total, FTE		0			0			0	

*The 2013 Continuing Resolution includes the 0.612% funding provided by the Continuing Appropriations Resolution, 2013 (P.L. 112-175, Section 101(c)).

C. Program Changes by Decision Unit

FY 2014 Program Increases/Offsets by Decision Unit

Office of Justice Programs

State and Local Law Enforcement Assistance

(Dollars in Thousands)

Program Increases	Location of Description by Program Activity	State and Local Law Enforcement Assistance				Total Increases			
		Direct Pos.	Agt./ Atty.	Est. FTE	Amount	Direct Pos.	Agt./ Atty.	Est. FTE	Amount
Byrne Criminal Justice Innovation Program	State and Local Law Enforcement Assistance	0	0	0	20,000				20,000
Criminal Justice Reform and Recidivism Reduction	State and Local Law Enforcement Assistance	0	0	0	85,000				85,000
Children Exposed to Violence	State and Local Law Enforcement Assistance	0	0	0	13,000				13,000
Project Hawaii Opportunity Probation with Enforcement	State and Local Law Enforcement Assistance				10,000				10,000
National Criminal History Improvement Program	State and Local Law Enforcement Assistance				44,000				44,000
Byrne Justice Assistance Grants	State and Local Law Enforcement Assistance				25,000				25,000
Problem Solving Courts/Problem Solving Justice	State and Local Law Enforcement Assistance				44,000				44,000
Residential Substance Abuse Treatment	State and Local Law Enforcement Assistance				9,000				9,000
Second Chance Act	State and Local Law Enforcement Assistance				56,000				56,000
Byrne Incentive Grants	State and Local Law Enforcement Assistance				40,000				40,000
Economic High-Tech, Cybercrime Prevention	State and Local Law Enforcement Assistance	0	0	0	2,000				2,000
Total Program Increases		0	0	0	348,000	0	0	0	348,000

Program Offsets	Location of Description by Program Activity	State and Local Law Enforcement Assistance				Total Offsets			
		Direct Pos.	Agt./ Atty.	Est. FTE	Amount	Direct Pos.	Agt./ Atty.	Est. FTE	Amount
Capital Litigation Improvement Grant Program	State and Local Law Enforcement Assistance	0	0	0	(1,000)	0	0	0	(1,000)
DNA Related and Forensic Programs and Activities	State and Local Law Enforcement Assistance	0	0	0	(25,000)	0	0	0	(25,000)
Prison Rape and Prevention and Prosecution Program	State and Local Law Enforcement Assistance	0	0	0	(2,000)	0	0	0	(2,000)
Program Eliminations ¹	State and Local Law Enforcement Assistance				(477,500)	0	0	0	(477,500)
Total Program Offsets		0	0	0	(505,500)	0	0	0	(505,500)

¹The program eliminations line consists of the following: Border Initiatives (\$10M); Bulletproof Vests (\$24M); Court Appointed Special Advocate (\$4.5M); Drug Courts (\$35M); Indian Country Initiatives (\$38M); John R. Justice (\$4M); Mentally Ill Offender Act (\$9M); Missing Alzheimer's Patient Alert (\$1M); Paul Coverdell (\$12M); State Criminal Alien Assistance Program (\$240M) and Presidential Nominating Conventions (\$100M).

D. Resources by DOJ Strategic Goal and Strategic Objective

Resources by Department of Justice Strategic Goal/Objective

Name of Budget Account

Salaries and Expenses

(Dollars in Thousands)

Strategic Goal and Strategic Objective	2012 Appropriation Enacted		2013 Continuing Resolution*		2014 Current Services		2014 Increases		2014 Offsets		2014 Total Request	
	Direct/ Reimb FTE	Direct Amount	Direct/ Reimb FTE	Direct Amount	Direct/ Reimb FTE	Direct Amount	Direct/ Reimb FTE	Direct Amount	Direct/ Reimb FTE	Direct Amount	Direct/ Reimb FTE	Direct Amount
Goal 1 Prevent Terrorism and Promote the Nation's Security Consistent with the Rule of Law												
1.1 Prevent, disrupt, and defeat terrorist operations before they occur.	0	0	0	0	0	0	0	0	0	0	0	0
1.2 Prosecute those involved in terrorist acts.	0	0	0	0	0	0	0	0	0	0	0	0
1.3 Combat espionage against the United States.	0	0	0	0	0	0	0	0	0	0	0	0
Subtotal, Goal 1	0	0	0	0	0	0	0	0	0	0	0	0
Goal 2 Prevent Crime, Protect the Rights of the American People, and enforce Federal Law												
2.1 Combat the threat, incidence, and prevalence of violent crime.	0	48,000	0	48,294	0	48,000	0	20,000	0	0	0	68,000
2.2 Prevent and intervene in crimes against vulnerable of violent crime	0	27,000	0	27,165	0	27,000	0	13,000	0	0	0	40,000
2.3 Combat the threat, trafficking, and use of illegal drugs and the dive	0	42,000	0	42,257	0	42,000	0	44,000	0	0	0	86,000
2.4 Combat corruption, economic crimes, and international organized crime.	0	7,000	0	7,043	0	7,000	0	2,000	0	0	0	9,000
2.5 Promote and protect Americans' civil rights.	0	0	0	0	0	0	0	0	0	0	0	0
2.6 Protect the federal fisc and defend the interests of the US.	0	0	0	0	0	0	0	0	0	0	0	0
Subtotal, Goal 2	0	124,000	0	124,759	0	124,000	0	79,000	0	0	0	203,000
Goal 3 Ensure and Support the Fair, Impartial, Efficient, and Transparent Administration of Justice at the Federal, State, Local, Tribal and International Levels.												
3.1 Promote and Strengthen relationship and strategies for the administration of justice with state, local, tribal and international law enforcement.	0	965,500	0	971,409	0	965,500	0	109,000	0	(505,500)	0	569,000
3.2 Protect judges, witnesses, and other participants in federal proceedings; apprehend fugitives; and ensure the appearance of criminal defendants for judicial proceedings or confinement.	0	0	0	0	0	0	0	0	0	0	0	0
3.3 Provide for the safe, secure, humane, and cost-effective confinement of detainees awaiting trial and/or sentencing, and those of the custody of the Federal Prison System.	0	73,000	0	73,447	0	73,000	0	160,000	0	0	0	233,000
3.4 Adjudicate all immigration cases promptly and impartially in accordance with due process.	0	0	0	0	0	0	0	0	0	0	0	0
Subtotal, Goal 3	0	1,038,500	0	1,044,856	0	1,038,500	0	269,000	0	(505,500)	0	802,000
TOTAL	0	1,162,500	0	1,169,615	0	1,162,500	0	348,000	0	(505,500)	0	1,005,000

Note: Excludes Balance Rescission and/or Supplemental Appropriations.

*The 2013 Continuing Resolution includes the 0.612% funding provided by the Continuing Appropriations Resolution, 2013 (P.L. 112-175, Section 101 (c)).

Crosswalk of 2012 Availability													
Office of Justice Program													
State and Local Enforcement Assistance													
(Dollars in Thousands)													
Program Activity	2012 Appropriation Enacted w/o Balance			Balance Rescission			Reprogramming/Transfers		Carryover	Recoveries/Refunds	2012 Actual		
	Direct Pos.	Actual FTE	Amount	Direct Pos.	Actual FTE	Amount	Direct Pos.	Actual FTE	Amount	Amount	Direct Pos.	Actual FTE	Amount
Border Initiatives	0	0	10,000	0	0	0	0	0	(200)	0	0	0	9,800
Bulletproof Vests Partnership	0	0	24,000	0	0	0	0	0	(480)	(1,997)	2,263	0	23,786
NIST Transfer	0	0	1,500	0	0	0	0	0	0	0	0	0	0
Byrne Competitive Grants	0	0	15,000	0	0	0	0	0	(300)	(617)	1,149	0	15,232
Byrne Criminal Justice Innovation Program	0	0	15,000	0	0	0	0	0	(300)	0	0	0	14,700
Byrne Justice Assistance Grants	0	0	470,000	0	0	0	0	0	(7,400)	10,841	1,364	0	474,805
Comprehensive Criminal Justice Reform and Recidivism Reduction	0	0	6,000	0	0	0	0	0	0	3	0	0	3
State and Local Antiterrorism Training (SLATT)	0	0	2,000	0	0	0	0	0	0	0	0	0	0
Research on Domestic Radicalization	0	0	4,000	0	0	0	0	0	0	0	0	0	0
State and Local Assistance Help Desk and Diagnostic Center (E2I)	0	0	4,000	0	0	0	0	0	0	0	0	0	0
VALOR Initiative	0	0	2,000	0	0	0	0	0	0	0	0	0	0
Presidential Nominating Conventions	0	0	100,000	0	0	0	0	0	0	0	0	0	0
Capital Litigation Improvement Grant Program	0	0	3,000	0	0	0	0	0	0	251	404	0	3,655
JFAAW wrongful Conviction Review	0	0	0	0	0	0	0	0	(60)	10	24	0	-26
Children Exposed to Violence	0	0	10,000	0	0	0	0	0	(200)	0	0	0	9,800
Court Appointed Special Advocate Program	0	0	4,500	0	0	0	0	0	(90)	0	0	0	4,410
DNA Related and Forensic Programs and Activities	0	0	125,000	0	0	0	0	0	(2,340)	63	2,939	0	125,662
Post-Conviction DNA Testing	0	0	0	0	0	0	0	0	(80)	0	0	0	-80
Sexual Assault Nurse Examiners	0	0	0	0	0	0	0	0	(80)	5,288	0	0	5,208
Drug Court Program	0	0	35,000	0	0	0	0	0	(700)	1,029	1,422	0	36,751
Economic, High-Tech, Cybercrime Prevention	0	0	7,000	0	0	0	0	0	(140)	6	147	0	7,013
Implementation of Adam Walsh Act	0	0	20,000	0	0	0	0	0	(400)	34	309	0	19,943
Indian Country Initiatives	0	0	38,000	0	0	0	0	0	(760)	235	0	0	37,475
Indian Alcohol and Substance Abuse Program	0	0	0	0	0	0	0	0	0	0	184	0	184
John R. Justice Loan Repayment Grant Program	0	0	4,000	0	0	0	0	0	(80)	63	55	0	4,038
Mentally Ill Offender Act Program	0	0	9,000	0	0	0	0	0	(180)	336	494	0	9,650
Missing Alzheimer's Patient Alert Program	0	0	1,000	0	0	0	0	0	(20)	0	0	0	980
National Criminal Records History Improvement Program (NCHIP)	0	0	6,000	0	0	0	0	0	(120)	725	256	0	6,861
National Instant Criminal Background Check System (NICS)	0	0	5,000	0	0	0	0	0	(100)	5,948	0	0	10,848
Northern Border Prosecutor Initiative	0	0	0	0	0	0	0	0	0	0	234	0	234
National Sex Offender Public Website	0	0	1,000	0	0	0	0	0	(20)	7	1,322	0	2,309
Paul Coverdell Grants	0	0	12,000	0	0	0	0	0	(240)	1,983	284	0	14,027
Prescription Drug Monitoring Program	0	0	7,000	0	0	0	0	0	(140)	2	438	0	7,300
Prison Rape Prevention and Prosecution Program	0	0	12,500	0	0	0	0	0	(250)	735	886	0	13,871
Residential Substance Abuse Treatment	0	0	10,000	0	0	0	0	0	(200)	555	184	0	10,539
Second Chance Act/Offender Re-entry	0	0	63,000	0	0	0	0	0	(1,260)	23	0	0	61,763
Adult and Juvenile Offender State and Local Reentry Demonstration	0	0	0	0	0	0	0	0	0	2,989	736	0	3,725
Evaluation and Improvement of Education at Prisons, Jails, and Juvenile Facilities	0	0	0	0	0	0	0	0	0	7	1	0	8
Mentoring Grants	0	0	0	0	0	0	0	0	0	92	384	0	476
Prisoner Reentry Research	0	0	0	0	0	0	0	0	0	0	4	0	4
Offender Reentry Substance Abuse and Criminal Justice Collaboration	0	0	0	0	0	0	0	0	0	0	5	0	5
Reentry Courts (State, Local, and Tribal)	0	0	0	0	0	0	0	0	0	8,733	4	0	8,737
Smart Probation	0	0	4,000	0	0	0	0	0	0	0	0	0	0
S&L Gun Crime Prosecution Assistance/Violent Gang and Gun Crime Reduction	0	0	5,000	0	0	0	0	0	(100)	45	444	0	5,389
State Criminal Alien Assistance Program (SCAAP)	0	0	240,000	0	0	0	0	0	(4,800)	0	902	0	236,102
VAWA II National Stalker and Domestic Violence Reduction Program	0	0	0	0	0	0	0	0	0	1,026	0	0	1,026
Byrne Improvement Discretionary	0	0	0	0	0	0	0	0	0	4,297	0	0	4,297
Byrne Formula Grants	0	0	0	0	0	0	0	0	0	44	0	0	44
JAIIG Formula	0	0	0	0	0	0	0	0	0	(107)	0	0	-107
Safe Havens for Children-OVW	0	0	0	0	0	0	0	0	0	59	0	0	59
STOP Grants/Law Enforcement and Prosecution-OVW	0	0	0	0	0	0	0	0	0	31	0	0	31
STOP Grants/Earmarks for VAWA Research -OVW	0	0	0	0	0	0	0	0	0	0	0	0	0
STOP Grants/Rural Domestic Violence & Child Abuse Enforcement-OVW	0	0	0	0	0	0	0	0	0	38	0	0	38
Violent Offender Initiative /Truth in Sentencing	0	0	0	0	0	0	0	0	0	82	0	0	82
NJ Research and Evaluation on Violence Against Women	0	0	0	0	0	0	0	0	0	1,741	0	0	1,741
Southwest Border	0	0	0	0	0	0	0	0	0	4,494	2,175	0	6,669
Other Programs	0	0	0	0	0	0	0	0	0	446	4,165	0	4,611
Victims of Trafficking	0	0	10,500	0	0	0	0	0	(821)	586	1,264	0	11,529
Transfer to NIST	0	0	0	0	0	0	0	0	(1,500)	0	0	0	(1,500)
Refund	0	0	0	0	0	0	0	0	0	0	1,983	0	1,983
Transfer from ONDCP	0	0	0	0	0	0	0	0	1,250	0	0	0	1,250
Rescission Undistributed	0	0	0	0	0	(38,009)	0	0	0	0	0	0	(38,009)
Total Direct	0	0	1,162,500	0	0	(38,009)	0	0	(22,111)	50,126	26,425	0	1,178,931
Reimbursable FTE	0	0	0	0	0	0	0	0	0	0	0	0	0
Total Direct and Reimb. FTE	0	0	0	0	0	0	0	0	0	0	0	0	0
Other FTE:													
LEAP	0	0	0	0	0	0	0	0	0	0	0	0	0
Overtime	0	0	0	0	0	0	0	0	0	0	0	0	0
Grand Total, FTE	0	0	0	0	0	0	0	0	0	0	0	0	0

Reprogramming/Transfers:
\$22.111M in reprogrammings, transfer to ONDCP in FY 2012.

Carryover:
\$50.126M is direct carryover as of September 30, 2012.

Recoveries/Refunds:
\$24.442M for recoveries and \$1.983 for refunds as of September 30, 2012.

Enacted Rescission: \$38.0M unobligated balance rescission as required by P.L. 112-55.

Crosswalk of 2013 Availability
Office of Justice Programs
State and Local Law Enforcement Assistance
(Dollars in Thousands)

Program Activity	FY 2013 Continuing Resolution*			Supplemental	Reprogramming/Transfers			Carryover	Recoveries/	2013 Availability		
	Direct Pos.	Estim. FTE	Amount	Amount	Direct Pos.	Estim. FTE	Amount	Amount	Amount	Direct Pos.	Estim. FTE	Amount
Border Initiatives	0	0	10,061	0	0	0	0	0	0	0	0	10,061
Bulletproof Vests Partnership	0	0	24,147	0	0	0	0	(1,949)	0	0	0	22,198
Byrne Competitive Grants	0	0	15,092	0	0	0	0	0	158	0	0	15,250
Byrne Criminal Justice Innovation Program	0	0	15,092	0	0	0	0	0	0	0	0	15,092
Byrne Justice Assistance Grants	0	0	372,264	0	0	0	0	9,964	980	0	0	383,208
Research on Domestic Radicalization	0	0	0	0	0	0	0	0	61	0	0	61
VALOR Initiative	0	0	0	0	0	0	0	100	0	0	0	100
Presidential Nominating Conventions	0	0	100,612	0	0	0	0	3	0	0	0	100,615
Capital Litigation Improvement Grant Program	0	0	3,018	0	0	0	0	1	44	0	0	3,063
Children Exposed to Violence	0	0	10,061	0	0	0	0	0	0	0	0	10,061
Court Appointed Special Advocate	0	0	4,528	0	0	0	0	0	0	0	0	4,528
DNA Related and Forensic Programs and Activities	0	0	125,765	0	0	0	0	107	308	0	0	126,180
Drug Court Program	0	0	35,214	0	0	0	0	1,040	414	0	0	36,668
Economic, High-Tech, Cybercrime Prevention	0	0	7,043	0	0	0	0	153	0	0	0	7,196
Implementation of Adam Walsh Act	0	0	20,122	0	0	0	0	554	3	0	0	20,679
Indian Country Initiatives	0	0	38,233	0	0	0	0	0	0	0	0	38,233
John R. Justice Loan Repayment Grant Program	0	0	4,024	0	0	0	0	0	16	0	0	4,040
Mentally Ill Offender Act Program	0	0	9,055	0	0	0	0	0	88	0	0	9,143
Missing Alzheimer's Patient Alert Program	0	0	1,006	0	0	0	0	0	0	0	0	1,006
National Criminal Records History Improvement Program (NCHIP)	0	0	6,037	0	0	0	0	0	148	0	0	6,185
National Instant Criminal Background Check System (NICS)	0	0	5,031	0	0	0	0	0	2	0	0	5,033
National Sex Offender Public Website	0	0	1,006	0	0	0	0	0	0	0	0	1,006
Paul Coverdell Grants	0	0	12,073	0	0	0	0	0	134	0	0	12,207
Prescription Drug Monitoring Program	0	0	7,043	0	0	0	0	0	4	0	0	7,047
Prison Rape Prevention and Prosecution Program	0	0	12,577	0	0	0	0	445	0	0	0	13,022
Residential Substance Abuse Treatment	0	0	10,061	0	0	0	0	621	0	0	0	10,682
Second Chance Act/Offender Re-entry	0	0	63,386	0	0	0	0	6,159	695	0	0	70,240
S&L Gun Crime Prosecution Assistance/Violent Gang and Gun Crime Reduction	0	0	5,031	0	0	0	0	266	21	0	0	5,318
State Criminal Alien Assistance Program (SCAAP)	0	0	241,469	0	0	0	0	0	1,355	0	0	242,824
Southwest Border	0	0	0	0	0	0	0	2,006	0	0	0	2,006
Safe Havens for Children	0	0	0	0	0	0	0	59	0	0	0	59
National Stalker and Domestic Violence Reduction Program	0	0	0	0	0	0	0	996	0	0	0	996
Youth Mentoring	0	0	0	0	0	0	0	92	105	0	0	197
Adult and Juvenile Offender S&L Reentry Demonstration	0	0	0	0	0	0	0	3,038	485	0	0	3,523
Byrne S&L Justice Improvement Discretionary Grants	0	0	0	0	0	0	0	1,948	2,423	0	0	4,371
Byrne Improvement Competitive Grants	0	0	0	0	0	0	0	29	153	0	0	182
Indian Country Initiatives	0	0	0	0	0	0	0	(6)	12	0	0	6
Victims of Trafficking	0	0	10,564	0	0	0	0	558	432	0	0	11,554
Violent Offender Incarceration	0	0	0	0	0	0	0	(598)	0	0	0	(598)
Technology Career Training Demonstration Grants	0	0	0	0	0	0	0	0	105	0	0	105
Truth in Sentencing	0	0	0	0	0	0	0	82	0	0	0	82
STOP Earmark for Violence Against Women Research Agenda	0	0	0	0	0	0	0	27	0	0	0	27
STOP/Law Enforcement & Prosecution(Formula)-OWV	0	0	0	0	0	0	0	15	19	0	0	34
NJ Research and Evaluation Violence Against Women	0	0	0	0	0	0	0	46	0	0	0	46
Violence Against Women in Indian Country	0	0	0	0	0	0	0	1,048	0	0	0	1,048
National Offender Reentry	0	0	0	0	0	0	0	15	0	0	0	15
OWV Undistributed	0	0	0	0	0	0	0	(124)	0	0	0	(124)
Other Programs	0	0	0	0	0	0	0	(1)	1,913	0	0	1,912
NIST Transfers	0	0	0	0	0	0	(3,171)	0	0	0	0	(3,171)
Recoveries/Refunds	0	0	0	0	0	0	0	0	31,983	0	0	31,983
Total Direct	0	0	1,169,615	0	0	0	(3,171)	26,755	42,000	0	0	1,235,199
Balance Rescission			(42,000)									(42,000)
Total Direct with Rescission			1,127,615									1,193,199
Reimbursable FTE	0	0	0	0	0	0	0	0	0	0	0	0
Total Direct and Reimb. FTE	0	0	0	0	0	0	0	26,755	0	0	0	26,755
Other FTE:												
LEAP	0	0	0	0	0	0	0	0	0	0	0	0
Overtime	0	0	0	0	0	0	0	0	0	0	0	0
Grand Total, FTE	0	0	0	0	0	0	0	26,755	0	0	0	26,755

*The 2013 Continuing Resolution includes the 0.612% funding provided by the Continuing Resolution, 2013 (P.L. 112-175, Section 101 c).

Reprogramming/Transfers

N/A

Carryover:

\$26.755M is direct carryover as of January 2013.

Recoveries/Refunds:

\$42.0M for direct recoveries/refunds.

H. Summary of Reimbursable Resources

Summary of Reimbursable Resources

Office of Justice Programs
 State and Local Law Enforcement Assistance
 (Dollars in Thousands)

Collections by Source	2012 Actual			2013 Planned			2014 Request			Increase/Decrease		
	Reimb. Pos.	Reimb. FTE	Amount	Reimb. Pos.	Reimb. FTE	Amount	Reimb. Pos.	Reimb. FTE	Amount	Reimb. Pos.	Reimb. FTE	Amount
Central Intelligence Agency	0	0	3,100	0	0	3,100	0	0	3,100	0	0	0
Department of Health and Human Services	0	0	600	0	0	600	0	0	600	0	0	0
Department of Homeland Security	0	0	1,411	0	0	1,411	0	0	1,411	0	0	0
Department of Housing and Urban Development	0	0	1,500	0	0	1,500	0	0	1,500	0	0	0
Department of Justice	0	0	5,157	0	0	5,157	0	0	5,157	0	0	0
Budgetary Resources	0	0	11,768	0	0	11,768	0	0	11,768	0	0	0

Obligations by Program Activity	2012 Actual			2013 Planned			2014 Request			Increase/Decrease		
	Reimb. Pos.	Reimb. FTE	Amount	Reimb. Pos.	Reimb. FTE	Amount	Reimb. Pos.	Reimb. FTE	Amount	Reimb. Pos.	Reimb. FTE	Amount
Children Exposed to Violence	0	0	600	0	0	600	0	0	600	0	0	0
Byrne Discretionary Grants	0	0	7,411	0	0	7,411	0	0	7,411	0	0	0
Violence Against Women in Indian Country	0	0	1,000	0	0	1,000	0	0	1,000	0	0	0
NIJ Research and Evaluation Violence Against Women	0	0	2,757	0	0	2,757	0	0	2,757	0	0	0
Budgetary Resources	0	0	11,768	0	0	11,768	0	0	11,768	0	0	0

Financial Analysis of Program Changes
 Office of Justice Programs
 State and Local Law Enforcement Assistance
 (Dollars in Thousands)

Grades	State and Local Law Enforcement Assistance															
	Byrne Criminal Justice Innovation Program		Criminal Justice Reform and Recidivism Reduction		Children Exposed to Violence		Project Hawaii Opportunity Probation with Enforcement		National Criminal History Improvement Program		Byrne Justice Assistance Grants		Problem Solving Courts/Problem Solving Justice		Residential Substance Abuse Treatment	
	Direct Pos.	Amount	Direct Pos.	Amount	Direct Pos.	Amount	Direct Pos.	Amount	Direct Pos.	Amount	Direct Pos.	Amount	Direct Pos.	Amount	Direct Pos.	Amount
21.0 Travel and Transportation of Persons		1		4		1		0		2		1		2		0
23.3 Communications, Utilities, and Miscellaneous Charges		0		0		0		0		0		0		0		0
24.0 Printing and Reproduction		3		11		1		0		6		3		6		1
25.1 Advisory and Assistance Services		303		1,288		197		152		667		379		667		136
25.2 Other Services from Non-Federal Sources		4		18		3		2		9		5		9		2
25.3 Other Goods and Services from Federal Sources		1,506		6,402		979		753		3,314		1,883		3,314		678
410.0 Grants, Subsidies, and Contributions		18,183		77,277		11,819		9,093		40,002		22,729		40,002		8,183
Total Program Change Requests	0	20,000	0	85,000	0	13,000	0	10,000	0	44,000	0	25,000	0	44,000	0	9,000

Grades	State and Local Law Enforcement														Total Program Changes	
	Second Chance Act		Byrne Incentive Grants		Economic High-Tech, Cybercrime Prevention		Capital Litigation Improvement Grant Program		DNA Related and Forensic Programs and Activities		Prison Rape and Prevention and Prosecution Program		Program Eliminations ¹			
	Direct Pos.	Amount	Direct Pos.	Amount	Direct Pos.	Amount	Direct Pos.	Amount	Direct Pos.	Amount	Direct Pos.	Amount	Direct Pos.	Amount		
21.0 Travel and Transportation of Persons		2		2		1		0		(1)		0		(19)	0	-4
23.3 Communications, Utilities, and Miscellaneous Charges		0		0		0		0		0		0		(1)	0	-1
24.0 Printing and Reproduction		7		5		0		0		0		0		(63)	0	-20
25.1 Advisory and Assistance Services		849		606		30		(15)		(379)		(30)		(7,237)	0	-2,387
25.2 Other Services from Non-Federal Sources		12		8		0		0		(5)		0		(99)	0	-32
25.3 Other Goods and Services from Federal Sources		4,218		3,013		151		(75)		(1,883)		(151)		(35,964)	0	-11,862
410.0 Grants, Subsidies, and Contributions		50,912		36,366		1,818		(910)		(22,732)		(1,819)		(434,117)	0	(143,194)
Total Program Change Requests	0	56,000	0	40,000	0	2,000	0	(1,000)	0	(25,000)	0	(2,000)	0	(477,500)	0	(157,500)

¹The program eliminations line consists of the following: Border Initiatives (\$10M); Bulletproof Vests (\$24M); Court Appointed Special Advocate (\$4.5M); Drug Courts (\$35M); Indian Country Initiatives (\$38M); John R. Justice (\$4M); Mentally Ill Offender Act (\$9M); Missing Alzheimer's Patient Alert (\$1M); Paul Coverdell (\$12M); State Criminal Alien Assistance Program (\$240M) and Presidential Nominating Conventions (\$100M).

L. Summary of Requirements by Object Class

Summary of Requirements by Object Class

Office of Justice Programs
State and Local Law Enforcement Assistance
(Dollars in Thousands)

Object Class	2012 Actual		2013 Availability*		2014 Request		Increase/Decrease	
	Direct FTE	Amount	Direct FTE	Amount	Direct FTE	Amount	Direct FTE	Amount
11.1 Full-Time Permanent	0	0	0	0	0	0	0	0
11.3 Other than Full-Time Permanent	0	0	0	0	0	0	0	0
11.5 Other Personnel Compensation	0	0	0	0	0	0	0	0
<i>Overtime</i>	0	0	0	0	0	0	0	0
<i>Other Compensation</i>	0	0	0	0	0	0	0	0
11.8 Special Personal Services Payments	0	0	0	0	0	0	0	0
Total	0	0	0	0	0	0	0	0
Other Object Classes								
12.0 Personnel Benefits		0		0		0		0
13.0 Benefits for former personnel		0		0		0		0
21.0 Travel and Transportation of Persons		47		47		47		0
22.0 Transportation of Things		0		0		0		0
23.1 Rental Payments to GSA		0		0		0		0
23.2 Rental Payments to Others		0		0		0		0
23.3 Communications, Utilities, and Miscellaneous Charges		3		3		2		-1
24.0 Printing and Reproduction		151		151		145		-6
25.1 Advisory and Assistance Services		17,465		17,000		17,000		0
25.2 Other Services from Non-Federal Sources		240		240		228		-12
25.3 Other Goods and Services from Federal Sources		86,783		88,000		88,000		0
25.4 Operation and Maintenance of Facilities		0		0		0		0
25.5 Research and Development Contracts		0		0		0		0
25.6 Medical Care		0		0		0		0
25.7 Operation and Maintenance of Equipment		0		0		0		0
25.8 Subsistence and Support of Persons		0		0		0		0
26.0 Supplies and Materials		0		0		0		0
31.0 Equipment		0		0		0		0
32.0 Land and Structures		0		0		0		0
41.0 Grants, Subsidies, and Contributions		1,047,487		1,062,559		899,578		-162,981
42.0 Insurance Claims and Indemnities		0		0		0		0
Total Obligations		1,152,176		1,168,000		1,005,000		-163,000
Unobligated Balance, Start-of-Year		(50,126)		(26,755)		(25,199)		1,556
Transfers/Reprogramming		22,111		3,171		0		(3,171)
Recoveries/Refunds		(26,425)		(42,000)		(36,000)		6,000
Rescission		38,009		42,000		36,000		(6,000)
Unobligated End-of-Year, Available		26,755		25,199		25,199		0
Total Direct Requirements	0	1,162,500	0	1,169,615	0	1,005,000	0	(164,615)

*The 2013 Availability includes the 0.612% funding provided by the Continuing Appropriations Resolution, 2013 (P.L. 112-175, Section 101 (c)).

B. Summary of Requirements

Summary of Requirements

Office of Justice Programs

Juvenile Justice Programs

(Dollars in Thousands)

	FY 2014 Request		
	Direct Pos.	Estimate FTE	Amount
2012 Enacted	0	0	262,500
2012 Balance Rescission (if applicable)			-9,717
Transfers to Research, Evaluation, and Statistics for RES 2% set-aside			-5,250
Total 2012 Enacted (with Balance Rescission)	0	0	247,533
2013 Continuing Resolution	0	0	262,500
2013 Balance Rescission (if applicable)			-9,000
2013 CR 0.612% Increase			1,607
2013 Supplemental Appropriation - Sandy Hurricane Relief			0
Total 2013 Continuing Resolution (with Balance Rescission and Supplemental)	0	0	255,107
Technical Adjustments			
Supplemental Adjustment - Sandy Hurricane Relief	0	0	0
Adjustment - 2013 CR 0.612%			-1,607
Restoration of FY 2013 Rescission			9,000
Total Technical Adjustments	0	0	7,394
Base Adjustments			
Transfers:	0	0	0
Total Base Adjustments	0	0	0
Total Technical and Base Adjustments	0	0	7,394
2014 Current Services	0	0	262,500
Program Changes			
Increases:			
Children of Incarcerated Parents Web Portal	0	0	500
Community-Based Violence Prevention Initiative	0	0	17,000
Competitive Grants for Girls in the Juvenile Justice System	0	0	2,000
Juvenile Justice Realignment Incentive Grants	0	0	20,000
Missing and Exploited Children	0	0	2,000
National Forum on Youth Violence Prevention	0	0	2,000
Part B: Formula Grants	0	0	30,000
Delinquency Prevention Program (commonly referred to as Title V: Incentive Grants)	0	0	36,000
Subtotal, Increases	0	0	109,500
Offsets:			
Child Abuse Training Programs for Judicial Personnel and Practitioners	0	0	-1,500
VOCA - Improving Investigation and Prosecution of Child Abuse Program	0	0	-18,000
Youth Mentoring	0	0	-20,000
Subtotal, Offsets	0	0	-39,500
Total Program Changes	0	0	70,000
2014 Total Request	0	0	332,500
2014 Balance Rescission [if applicable]			-8,000
2014 Total Request (with Balance Rescission)	0	0	324,500
2013 - 2014 Total Change	0	0	70,000

Note: The FTE for FY 2012 is actual and for FY 2013 and FY 2014 are estimates.

B. Summary of Requirements

Summary of Requirements

Office of Justice Programs
 Juvenile Justice Programs
 (Dollars in Thousands)

Program Activity	2012 Appropriation Enacted			2013 Continuing Resolution*			2014 Technical and Base Adjustments			2014 Current Services		
	Direct Pos.	Actual FTE	Amount	Direct Pos.	Est. FTE	Amount	Direct Pos.	Est. FTE	Amount	Direct Pos.	Est. FTE	Amount
Child Abuse Training Programs for Judicial Personnel and Practitioners	0	0	1,500	0	0	1,509	0	0	-9	0	0	1,500
Children of Incarcerated Parents Web Portal	0	0	0	0	0	0	0	0	0	0	0	0
Community-Based Violence Prevention Initiative	0	0	8,000	0	0	8,049	0	0	-49	0	0	8,000
Competitive Grants for Girls in the Juvenile Justice System	0	0	0	0	0	0	0	0	0	0	0	0
Juvenile Accountability Block Grant (JABG) Program	0	0	30,000	0	0	30,184	0	0	-184	0	0	30,000
Juvenile Justice Realignment Incentive Grants	0	0	0	0	0	0	0	0	0	0	0	0
Missing and Exploited Children	0	0	65,000	0	0	65,398	0	0	-398	0	0	65,000
National Forum on Youth Violence Prevention	0	0	2,000	0	0	2,012	0	0	-12	0	0	2,000
Part B: Formula Grants	0	0	40,000	0	0	40,245	0	0	-245	0	0	40,000
Delinquency Prevention Program (commonly referred to as Title V: Incentive Grants)	0	0	20,000	0	0	20,122	0	0	-122	0	0	20,000
Enforcing Underage Drinking Laws	0	0	5,000	0	0	0	0	0	0	0	0	0
Gang Prevention/Education	0	0	5,000	0	0	0	0	0	0	0	0	0
Tribal Youth Program	0	0	10,000	0	0	0	0	0	0	0	0	0
VOCA-Improving Investigation and Prosecution of Child Abuse Program	0	0	18,000	0	0	18,110	0	0	-110	0	0	18,000
Youth Mentoring	0	0	78,000	0	0	78,477	0	0	-477	0	0	78,000
Total Direct	0	0	262,500	0	0	264,107	0	0	-1,607	0	0	262,500
Balance Rescission			-9,717			-9,000			9,000			0
Total Direct with Rescission			252,783			255,107			7,394			262,500
Reimbursable FTE		0			0			0			0	
Total Direct and Reimb. FTE		0			0			0			0	
Other FTE:												
LEAP		0			0			0			0	
Overtime		0			0			0			0	
Grand Total, FTE		0			0			0			0	

B. Summary of Requirements

Program Activity	2014 Increases			2014 Offsets			2014 Request		
	Direct Pos.	Est. FTE	Amount	Direct Pos.	Est. FTE	Amount	Direct Pos.	Est. FTE	Amount
Child Abuse Training Programs for Judicial Personnel and Practitioners	0	0	0	0	0	-1,500	0	0	0
Children of Incarcerated Parents Web Portal	0	0	500	0	0	0	0	0	500
Community-Based Violence Prevention Initiative	0	0	17,000	0	0	0	0	0	25,000
Competitive Grants for Girls in the Juvenile Justice System	0	0	2,000	0	0	0	0	0	2,000
Juvenile Accountability Block Grant (JABG) Program	0	0	0	0	0	0	0	0	30,000
Juvenile Justice Realignment Incentive Grants	0	0	20,000	0	0	0	0	0	20,000
Missing and Exploited Children	0	0	2,000	0	0	0	0	0	67,000
National Forum on Youth Violence Prevention	0	0	2,000	0	0	0	0	0	4,000
Part B: Formula Grants	0	0	30,000	0	0	0	0	0	70,000
Delinquency Prevention Program (commonly referred to as Title V: Incentive Grants)	0	0	36,000	0	0	0	0	0	56,000
VOCA-Improving Investigation and Prosecution of Child Abuse Program	0	0	0	0	0	-18,000	0	0	0
Youth Mentoring	0	0	0	0	0	-20,000	0	0	58,000
Total Direct	0	0	109,500	0	0	-39,500	0	0	332,500
Balance Rescission			0			-8,000			-8,000
Total Direct with Rescission			109,500			-47,500			324,500
Reimbursable FTE		0			0			0	
Total Direct and Reimb. FTE		0			0			0	
Other FTE:								0	
LEAP		0			0			0	
Overtime		0			0			0	
Grand Total, FTE		0			0			0	

*The 2013 Continuing Resolution includes the 0.612% funding provided by the Continuing Appropriations Resolution, 2013 (P.L. 112-175, Section 101(c)).

C. Program Changes by Decision Unit

FY 2014 Program Increases/Offsets by Decision Unit

Office of Justice Programs

Juvenile Justice Programs

(Dollars in Thousands)

Program Increases	Location of Description by Program Activity	Juvenile Justice Programs				Total Increases			
		Direct Pos.	Agt./ Atty.	Est. FTE	Amount	Direct Pos.	Agt./ Atty.	Est. FTE	Amount
Children of Incarcerated Parents Web Portal	Juvenile Justice Programs	0	0	0	500	0	0	0	500
Community-Based Violence Prevention Initiative	Juvenile Justice Programs	0	0	0	17,000	0	0	0	17,000
Competitive Grants for Girls in the Juvenile Justice System	Juvenile Justice Programs	0	0	0	2,000	0	0	0	2,000
Juvenile Justice Realignment Incentive Grants	Juvenile Justice Programs	0	0	0	20,000	0	0	0	20,000
Missing and Exploited Children	Juvenile Justice Programs	0	0	0	2,000	0	0	0	2,000
National Forum on Youth Violence Prevention	Juvenile Justice Programs	0	0	0	2,000	0	0	0	2,000
Part B: Formula Grants	Juvenile Justice Programs	0	0	0	30,000	0	0	0	30,000
Delinquency Prevention Program (commonly referred to as Title V: Incentive Grants)	Juvenile Justice Programs	0	0	0	36,000	0	0	0	36,000
Total Program Increases		0	0	0	109,500	0	0	0	109,500

Program Offsets	Location of Description by Program Activity	Juvenile Justice Programs				Total Offsets			
		Direct Pos.	Agt./ Atty.	Est. FTE	Amount	Direct Pos.	Agt./ Atty.	Est. FTE	Amount
Child Abuse Training Programs for Judicial Personnel and Practitioners	Juvenile Justice Programs	0	0	0	-1,500	0	0	0	-1,500
VOCA-Improving Investigation and Prosecution of Child Abuse Program	Juvenile Justice Programs	0	0	0	-18,000	0	0	0	-18,000
Youth Mentoring	Juvenile Justice Programs	0	0	0	-20,000	0	0	0	-20,000
Total Program Offsets		0	0	0	-39,500	0	0	0	-39,500

D. Resources by DOJ Strategic Goal and Strategic Objective

Resources by Department of Justice Strategic Goal/Objective

Office of Justice Programs

Juvenile Justice Programs

(Dollars in Thousands)

Strategic Goal and Strategic Objective	2012 Appropriation Enacted		2013 Continuing Resolution*		2014 Current Services		2014 Increases		2014 Offsets		2014 Total Request	
	Direct/ Reimb FTE	Direct Amount	Direct/ Reimb FTE	Direct Amount	Direct/ Reimb FTE	Direct Amount	Direct/ Reimb FTE	Direct Amount	Direct/ Reimb FTE	Direct Amount	Direct/ Reimb FTE	Direct Amount
Goal 1 Prevent Terrorism and Promote the Nation's Security Consistent with the Rule of Law												
1.1 Prevent, disrupt, and defeat terrorist operations before they occur.	0	0	0	0	0	0	0	0	0	0	0	0
1.2 Prosecute those involved in terrorist acts.	0	0	0	0	0	0	0	0	0	0	0	0
1.3 Combat espionage against the United States.	0	0	0	0	0	0	0	0	0	0	0	0
Subtotal, Goal 1	0	0	0	0	0	0	0	0	0	0	0	0
Goal 2 Prevent Crime, Protect the Rights of the American People, and enforce Federal Law												
2.1 Combat the threat, incidence, and prevalence of violent crime.	40,000	0	0	40,245	0	40,000	0	41,000	0	0	0	81,000
2.2 Prevent and intervene in crimes against vulnerable of violent crime	182,500	0	0	183,617	0	182,500	0	38,500	0	-39,500	0	181,500
2.3 Combat the threat, trafficking, and use of illegal drugs and the dive	0	0	0	0	0	0	0	0	0	0	0	0
2.4 Combat corruption, economic crimes, and international organized crime.	0	0	0	0	0	0	0	0	0	0	0	0
2.5 Promote and protect Americans' civil rights.	0	0	0	0	0	0	0	0	0	0	0	0
2.6 Protect the federal fisc and defend the interests of the US.	0	0	0	0	0	0	0	0	0	0	0	0
Subtotal, Goal 2	222,500	0	0	223,862	0	222,500	0	79,500	0	-39,500	0	262,500
Goal 3 Ensure and Support the Fair, Impartial, Efficient, and Transparent Administration of Justice at the Federal, State, Local, Tribal and International Levels.												
3.1 Promote and Strengthen relationship and strategies for the administration of justice with state, local, tribal and international law enforcement.	40,000	0	0	40,245	0	40,000	0	30,000	0	0	0	70,000
3.2 Protect judges, witnesses, and other participants in federal proceedings; apprehend fugitives; and ensure the appearance of criminal defendants for judicial proceedings or confinement.	0	0	0	0	0	0	0	0	0	0	0	0
3.3 Provide for the safe, secure, humane, and cost-effective confinement of detainees awaiting trial and/or sentencing, and those of the custody of the Federal Prison System.	0	0	0	0	0	0	0	0	0	0	0	0
3.4 Adjudicate all immigration cases promptly and impartially in accordance with due process.	0	0	0	0	0	0	0	0	0	0	0	0
Subtotal, Goal 3	40,000	0	0	40,245	0	40,000	0	30,000	0	0	0	70,000
TOTAL	262,500	0	0	264,107	0	262,500	0	109,500	0	-39,500	0	332,500

Note: Excludes Balance Rescission and/or Supplemental Appropriations.

*The 2013 Continuing Resolution includes the 0.612% funding provided by the Continuing Appropriations Resolution, 2013 (P.L. 112-175, Section 101 (c)).

F. Crosswalk of 2012 Availability

Crosswalk of 2012 Availability

Office of Justice Programs
 Juvenile Justice Programs
 (Dollars in Thousands)

Program Activity	2012 Appropriation Enacted w/o Balance Rescission			Balance Rescission			Reprogramming/Transfers			Carryover	Recoveries/Refunds	2012 Actual		
	Direct Pos.	Actual FTE	Amount	Direct Pos.	Actual FTE	Amount	Direct Pos.	Actual FTE	Amount	Amount	Amount	Direct Pos.	Actual FTE	Amount
Child Abuse Training Programs for Judicial Personnel and Practitioners	0	0	1,500	0	0	0	0	0	-30	0	0	0	0	1,470
Community-Based Violence Prevention Initiative	0	0	8,000	0	0	0	0	0	-160	0	0	0	0	7,840
Juvenile Accountability Block Grant (JABG) Program	0	0	30,000	0	0	-1,576	0	0	-600		0	0	0	27,824
JABG Research, Evaluation, and Demonstration Program	0	0	0	0	0	0	0	0	0	1,312	2,004	0	0	3,316
Missing and Exploited Children National Forum on Youth Violence Prevention	0	0	65,000	0	0	0	0	0	-1,300	0	0	0	0	63,700
Part B: Formula Grants	0	0	2,000	0	0	0	0	0	-40	0	0	0	0	1,960
Part E: Dev., Testing and Demonstrating Promising New Initiatives and Programs	0	0	40,000	0	0	-976	0	0	-800	501	944	0	0	39,669
Delinquency Prevention Program (commonly referred to as Title V: Incentive Grants)	0	0	0	0	0	-5,333	0	0	0	597	2,627	0	0	-2,110
Enforcing Underage Drinking Laws	0	0	20,000	0	0	-245	0	0	0	1,759	203	0	0	21,717
Gang Prevention/Education	0	0	5,000	0	0	-599	0	0	-100	0	490	0	0	-210
Tribal Youth Program	0	0	5,000	0	0	-496	0	0	-100	0	470	0	0	-126
VOCA-Improving Investigation and Prosecution of Child Abuse Program	0	0	10,000	0	0	-167	0	0	-200	0	213	0	0	-154
Youth Mentoring	0	0	18,000	0	0	0	0	0	-360	10	0	0	0	17,650
Part C: Institute	0	0	78,000	0	0	-115	0	0	-1,560	323	115	0	0	76,763
Part D: Research Evaluation Technical Assistance and Training	0	0	0	0	0	-187	0	0	0	0	0	0	0	-187
Other Programs (\$100K or less)	0	0	0	0	0	-1	0	0	0	0	0	0	0	-1
Total Direct	0	0	262,500	0	0	-9,717	0	0	-5,250	5,381	7,088	0	0	260,002
Reimbursable FTE		0			0			0					0	
Total Direct and Reimb. FTE		0			0			0					0	
Other FTE:														
LEAP		0			0			0					0	
Overtime		0			0			0					0	
Grand Total, FTE		0			0			0					0	

Reprogramming/Transfers

Transfers are the 2% RESS set-aside

Carryover:

\$5.381M is direct carryover as of September 30, 2012.

Recoveries/Refunds:

\$6.7M is for recoveries as of September 30, 2012.

Enacted Rescissions: \$9.7M unobligated balance rescission as required by P.L. 112-55.

G. Crosswalk of 2013 Availability

Crosswalk of 2013 Availability

Office of Justice Programs
 Juvenile Justice Programs
 (Dollars in Thousands)

Program Activity	FY 2013 Continuing Resolution*			Supplemental Appropriation	Reprogramming/Transfers			Carryover	Recoveries/Refunds	2013 Availability		
	Direct Pos.	Estim. FTE	Amount		Amount	Direct Pos.	Estim. FTE			Amount	Amount	Direct Pos.
Child Abuse Training Programs for Judicial Personnel and Practitioners	0	0	1,509	0	0	0	0	1	0	0	0	1,510
Community-Based Violence Prevention Initiative	0	0	8,049	0	0	0	0	0	0	0	0	8,049
Juvenile Accountability Block Grant (JABG) Program	0	0	30,184	0	0	0	0	-532	288	0	0	29,939
Missing and Exploited Children National Forum on Youth Violence Prevention	0	0	65,398	0	0	0	0	0	155	0	0	65,553
Part B: Formula Grants	0	0	2,012	0	0	0	0	0	0	0	0	2,012
Part E: Dev., Testing and Demonstrating Promising New Initiatives and Programs	0	0	40,245	0	0	0	0	258	184	0	0	40,687
Delinquency Prevention Program (commonly referred to as Title V: Incentive Grants)	0	0	0	0	0	0	0	1,440	649	0	0	2,089
Enforcing Underage Drinking Laws	0	0	20,122	0	0	0	0	181	145	0	0	20,448
Gang Prevention/Education	0	0	0	0	0	0	0	137	419	0	0	556
Tribal Youth Program	0	0	0	0	0	0	0	210	20	0	0	230
VOCA-Improving Investigation and Prosecution of Child Abuse Program	0	0	0	0	0	0	0	18	4	0	0	22
Youth Mentoring	0	0	18,110	0	0	0	0	0	0	0	0	18,110
Part C: Institute	0	0	78,477	0	0	0	0	32	29	0	0	78,538
Other Programs (\$100K or less)	0	0	0	0	0	0	0	1,085	0	0	0	1,085
Recoveries/Refunds	0	0	0	0	0	0	0	-237	0	0	0	-237
Total Direct	0	0	264,107	0	0	0	0	2,592	9,000	0	0	275,699
Balance Rescission			-9,000									-9,000
Total Direct with Rescission			255,107									266,699
Reimbursable FTE		0				0		0			0	
Total Direct and Reimb. FTE		0				0		2,592			0	
Other FTE:												
LEAP		0				0		0			0	
Overtime		0				0		0			0	
Grand Total, FTE		0				0		2,592			0	

*The 2013 Continuing Resolution includes the 0.612% funding provided by the Continuing Appropriations Resolution, 2013 (P.L. 112-175, Section 101 (c)).

Reprogramming/Transfers:

N/A

Carryover:

\$2.592M is direct carryover as of January 2013.

Recoveries/Refunds:

\$9.0M for direct recoveries/refunds as of January 2013.

H. Summary of Reimbursable Resources

Summary of Reimbursable Resources

Office of Justice Programs

Juvenile Justice Programs

(Dollars in Thousands)

Collections by Source	2012 Actual			2013 Planned			2014 Request			Increase/Decrease		
	Reimb. Pos.	Reimb. FTE	Amount	Reimb. Pos.	Reimb. FTE	Amount	Reimb. Pos.	Reimb. FTE	Amount	Reimb. Pos.	Reimb. FTE	Amount
Department of Homeland Security	0	0	6,000	0	0	6,000	0	0	6,000	0	0	0
Department of Justice	0	0	384	0	0	384	0	0	384	0	0	0
Budgetary Resources	0	0	6,384	0	0	6,384	0	0	6,384	0	0	0

Obligations by Program Activity	2012 Actual			2013 Planned			2014 Request			Increase/Decrease		
	Reimb. Pos.	Reimb. FTE	Amount	Reimb. Pos.	Reimb. FTE	Amount	Reimb. Pos.	Reimb. FTE	Amount	Reimb. Pos.	Reimb. FTE	Amount
Missing and Exploited Children	0	0	6,384	0	0	6,384	0	0	6,384	0	0	0
Budgetary Resources	0	0	6,384	0	0	6,384	0	0	6,384	0	0	0

J. Financial Analysis of Program Changes

Financial Analysis of Program Changes

Office of Justice Programs
 Juvenile Justice Programs
 (Dollars in Thousands)

Grades	Juvenile Justice Programs						Juvenile Justice Programs					
	Increase		Increase		Increase		Increase		Increase		Increase	
	Children of Incarcerated Parents Web Portal		Community-Based Violence Prevention Initiative		Competitive Grants for Girls in the Juvenile Justice System		Juvenile Justice Realignment Incentive Grants		Missing and Exploited Children		National Forum on Youth Violence Prevention	
	Direct Pos.	Amount	Direct Pos.	Amount	Direct Pos.	Amount	Direct Pos.	Amount	Direct Pos.	Amount	Direct Pos.	Amount
24.0 Printing and Reproduction		0		5		1		6		1		1
25.1 Advisory and Assistance Services		13		437		51		514		51		51
25.2 Other Services from Non-Federal Sources		0		0		0		0		0		0
25.3 Other Goods and Services from Federal Sources		43		1,481		174		1,742		174		174
26.0 Supplies and Materials		0		0		0		1		0		0
41.0 Grants, Subsidies, and Contributions		444		15,077		1,774		17,737		1,774		1,774
Total Program Change Requests	0	500	0	17,000	0	2,000	0	20,000	0	2,000	0	2,000

Grades	Juvenile Justice Programs						Juvenile Justice Programs				Total Program Changes	
	Increase		Increase		Offset		Offset		Offset			
	Part B: Formula Grants		Delinquency Prevention Program (commonly referred to as Title V: Incentive Grants)		Child Abuse Training Programs for Judicial Personnel and Practitioners		VOCA-Improving Investigation and Prosecution of Child Abuse Program		Youth Mentoring			
	Direct Pos.	Amount	Direct Pos.	Amount	Direct Pos.	Amount	Direct Pos.	Amount	Direct Pos.	Amount		
24.0 Printing and Reproduction		9		11		0		-5		-6		23
25.1 Advisory and Assistance Services		771		925		-39		-463		-514		1,797
25.2 Other Services from Non-Federal Sources		0		1		0		0		0		1
25.3 Other Goods and Services from Federal Sources		2,613		3,135		-131		-1,568		-1,742		6,095
26.0 Supplies and Materials		1		1		0		0		-1		2
41.0 Grants, Subsidies, and Contributions		26,606		31,927		-1,330		-15,964		-17,737		62,082
Total Program Change Requests	0	30,000	0	36,000	0	-1,500	0	-18,000	0	-20,000	0	70,000

L. Summary of Requirements by Object Class

Summary of Requirements by Object Class

Office of Justice Programs
 Juvenile Justice Programs
 (Dollars in Thousands)

Object Class	2012 Actual		2013 Availability*		2014 Request		Increase/Decrease	
	Direct FTE	Amount	Direct FTE	Amount	Direct FTE	Amount	Direct FTE	Amount
11.1 Full-Time Permanent	0	0	0	0	0	0	0	0
11.3 Other than Full-Time Permanent	0	0	0	0	0	0	0	0
11.5 Other Personnel Compensation	0	0	0	0	0	0	0	0
<i>Overtime</i>	0	0	0	0	0	0	0	0
<i>Other Compensation</i>	0	0	0	0	0	0	0	0
11.8 Special Personal Services Payments	0	0	0	0	0	0	0	0
Total	0	0	0	0	0	0	0	0
Other Object Classes								
12.0 Personnel Benefits		0		0		0		0
13.0 Benefits for former personnel		0		0		0		0
21.0 Travel and Transportation of Persons		0		0		0		0
22.0 Transportation of Things		0		0		0		0
23.1 Rental Payments to GSA		0		0		0		0
23.2 Rental Payments to Others		0		0		0		0
23.3 Communications, Utilities, and Miscellaneous Charges		0		0		0		0
24.0 Printing and Reproduction		76		79		98		19
25.1 Advisory and Assistance Services		6,618		6,857		8,549		1,692
25.2 Other Services from Non-Federal Sources		4		4		5		1
25.3 Other Goods and Services from Federal Sources		22,416		23,225		28,955		5,730
25.4 Operation and Maintenance of Facilities		0		0		0		0
25.5 Research and Development Contracts		0		0		0		0
25.6 Medical Care		0		0		0		0
25.7 Operation and Maintenance of Equipment		0		0		0		0
25.8 Subsistence and Support of Persons		0		0		0		0
26.0 Supplies and Materials		7		7		0		-7
31.0 Equipment		0		0		9		9
32.0 Land and Structures		0		0		0		0
41.0 Grants, Subsidies, and Contributions		228,289		236,527		294,884		58,357
42.0 Insurance Claims and Indemnities		0		0		0		0
Total Obligations		257,410		266,699		332,500		65,801
Unobligated Balance, Start-of-Year		-5,381		-2,592		0		2,592
Transfers/Reprogramming		5,250		0		0		0
Recoveries/Refunds		-7,088		-9,000		0		9,000
Unobligated balance, rescinded		9,717		9,000		-8,000		-17,000
Unobligated End-of-Year, Available		2,592		0		0		0
Total Direct Requirements	0	262,500	0	264,107	0	324,500	0	60,393
Reimbursable FTE								
Full-Time Permanent	0		0		0		0	
23.1 Rental Payments to GSA (Reimbursable)		0		0		0		0
25.3 Other Goods and Services from Federal Sources - DHS Security (Reimbursable)		0		0		0		0

*The 2013 Availability includes the 0.612% funding provided by the Continuing Appropriations Resolution, 2013 (P.L. 112-175, Section 101 (c)).

B. Summary of Requirements

Summary of Requirements

Office of Justice Programs
Public Safety Officers' Benefits
(Dollars in Thousands)

	FY 2014 Request		
	Direct Pos.	Estimate FTE	Amount
2012 Enacted ^{1/}	0	0	100,300
2012 Balance Rescission (if applicable)			0
Total 2012 Enacted (with Balance Rescission) ^{1/}	0	0	100,300
2013 Continuing Resolution	0	0	78,300
2013 Balance Rescission (if applicable)			0
2013 CR 0.612% Increase			100
2013 Supplemental Appropriation - Sandy Hurricane Relief			0
Total 2013 Continuing Resolution (with Balance Rescission and Supplemental)	0	0	78,400
2014 Current Services	0	0	78,400
Technical Adjustment-2013 CR 0.612% Increase			(100)
Program Changes			
Increases: [list all]			
Public Safety Officers' Death Benefits	0	0	3,000
Subtotal, Increases	0	0	3,000
Total Program Changes	0	0	3,000
2014 Total Request	0	0	81,300
2014 Balance Rescission [if applicable]			0
2014 Total Request (with Balance Rescission)	0	0	81,300
	0	0	3,000

Note: The FTE for FY 2012 is actual and for FY 2013 and FY 2014 are estimates.

B. Summary of Requirements

Summary of Requirements

Office of Justice Programs
Public Safety Officers' Benefits
(Dollars in Thousands)

Program Activity	2012 Appropriation Enacted			2013 Continuing Resolution*			2014 Technical and Base Adjustments			2014 Current Services		
	Direct Pos.	Actual FTE	Amount	Direct Pos.	Est. FTE	Amount	Direct Pos.	Est. FTE	Amount	Direct Pos.	Est. FTE	Amount
PSOB Death Benefits	0	0	84,000	0	0	62,000	0	0	(100)	0	0	61,900
PSOB Disability and Education Benefits	0	0	16,300	0	0	16,400	0	0	0	0	0	16,400
Total Direct	0	0	100,300	0	0	78,400	0	0	(100)	0	0	78,300
Balance Rescission			0			0			0			0
Total Direct with Rescission			100,300			78,400			(100)			78,300
Reimbursable FTE		0			0			0			0	
Total Direct and Reimb. FTE		0			0			0			0	
Other FTE:												
LEAP		0			0			0			0	
Overtime		0			0			0			0	
Grand Total, FTE		0			0			0			0	

Program Activity	2014 Increases			2014 Offsets			2014 Request		
	Direct Pos.	Est. FTE	Amount	Direct Pos.	Est. FTE	Amount	Direct Pos.	Est. FTE	Amount
PSOB Death Benefits	0	0	3,000	0	0	0	0	0	64,900
PSOB Disability and Education Benefits	0	0	0	0	0	0	0	0	16,400
Total Direct	0	0	3,000	0	0	0	0	0	81,300
Balance Rescission			0			0			0
Total Direct with Rescission			3,000			0			81,300
Reimbursable FTE		0			0			0	
Total Direct and Reimb. FTE		0			0			0	
Other FTE:									
LEAP		0			0			0	
Overtime		0			0			0	
Grand Total, FTE		0			0			0	

*The FY 2013 Continuing Resolution includes the 0.612% provided by the Continuing Appropriations Resolution, 2013 (P.L. 112-175, Section 101(c)).

C. Program Changes by Decision Unit

FY 2014 Program Increases/Offsets by Decision Unit

Office of Justice Programs
 Public Safety Officers' Benefits
 (Dollars in Thousands)

Program Increases	Location of Description by Program Activity	Public Safety Officers' Benefits				Total Increases			
		Direct Pos.	Agt./ Atty.	Est. FTE	Amount	Direct Pos.	Agt./ Atty.	Est. FTE	Amount
PSOB Death Benefits	Public Safety Officers' Benefits	0	0	0	3,000	0	0	0	3,000
Total Program Increases		0	0	0	3,000	0	0	0	3,000

D. Resources by DOJ Strategic Goal and Strategic Objective

Resources by Department of Justice Strategic Goal/Objective

Office of Justice Programs
Public Safety Officers' Benefits
(Dollars in Thousands)

Strategic Goal and Strategic Objective	2012 Appropriation Enacted		2013 Continuing Resolution*		2014 Current Services		2014 Increases		2014 Offsets		2014 Total Request	
	Direct/Reimb FTE	Direct Amount	Direct/Reimb FTE	Direct Amount	Direct/Reimb FTE	Direct Amount	Direct/Reimb FTE	Direct Amount	Direct/Reimb FTE	Direct Amount	Direct/Reimb FTE	Direct Amount
Goal 1 Prevent Terrorism and Promote the Nation's Security Consistent with the Rule of Law												
1.1 Prevent, disrupt, and defeat terrorist operations before they occur.	0	0	0	0	0	0	0	0	0	0	0	0
1.2 Prosecute those involved in terrorist acts.	0	0	0	0	0	0	0	0	0	0	0	0
1.3 Combat espionage against the United States.	0	0	0	0	0	0	0	0	0	0	0	0
Subtotal, Goal 1	0	0	0	0	0	0	0	0	0	0	0	0
Goal 2 Prevent Crime, Protect the Rights of the American People, and enforce Federal Law												
2.1 Combat the threat, incidence, and prevalence of violent crime.	0	0	0	0	0	0	0	0	0	0	0	0
2.2 Prevent and intervene in crimes against vulnerable of violent crime	0	0	0	0	0	0	0	0	0	0	0	0
2.3 Combat the threat, trafficking, and use of illegal drugs and the dive	0	0	0	0	0	0	0	0	0	0	0	0
2.4 Combat corruption, economic crimes, and international organized crime.	0	0	0	0	0	0	0	0	0	0	0	0
2.5 Promote and protect Americans' civil rights.	0	0	0	0	0	0	0	0	0	0	0	0
2.6 Protect the federal fisc and defend the interests of the US.	0	0	0	0	0	0	0	0	0	0	0	0
Subtotal, Goal 2	0	0	0	0	0	0	0	0	0	0	0	0
Goal 3 Ensure and Support the Fair, Impartial, Efficient, and Transparent Administration of Justice at the Federal, State, Local, Tribal and International Levels.												
3.1 Promote and Strengthen relationship and strategies for the administration of justice with state, local, tribal and international law enforcement.	0	100,300	0	78,400	0	78,300	0	3,000	0	0	0	81,300
3.2 Protect judges, witnesses, and other participants in federal proceedings; apprehend fugitives; and ensure the appearance of criminal defendants for judicial proceedings or confinement.	0	0	0	0	0	0	0	0	0	0	0	0
3.3 Provide for the safe, secure, humane, and cost-effective confinement of detainees awaiting trial and/or sentencing, and those of the custody of the Federal Prison System.	0	0	0	0	0	0	0	0	0	0	0	0
3.4 Adjudicate all immigration cases promptly and impartially in accordance with due process.	0	0	0	0	0	0	0	0	0	0	0	0
Subtotal, Goal 3	0	100,300	0	78,400	0	78,300	0	3,000	0	0	0	81,300
TOTAL	0	100,300	0	78,400	0	78,300	0	3,000	0	0	0	81,300

Note: Excludes Balance Rescission and/or Supplemental Appropriations.

*The FY 2013 Continuing Resolution includes the 0.612% provided by the Continuing Appropriations Resolution, 2013 (P.L. 112-175, Section 101(c)).

F. Crosswalk of 2012 Availability

Crosswalk of 2012 Availability

Office of Justice Programs
Public Safety Officers' Benefits
(Dollars in Thousands)

Program Activity	2012 Appropriation Enacted w/o Balance Rescission			Balance Rescission			Reprogramming/Transfers			Carryover	Recoveries/ Refunds	2012 Actual		
	Direct Pos.	Actual FTE	Amount	Direct Pos.	Actual FTE	Amount	Direct Pos.	Actual FTE	Amount	Amount	Amount	Direct Pos.	Actual FTE	Amount
PSOB Death Benefits	0	0	84,000	0	0	0	0	0	0	2,049	399	0	0	86,448
PSOB Disability and Education Benefits	0	0	16,300	0	0	(40)	0	0	0	2,279	14	0	0	18,553
Total Direct	0	0	100,300	0	0	(40)	0	0	0	4,328	413	0	0	105,001
Reimbursable FTE		0			0			0					0	
Total Direct and Reimb. FTE		0			0			0					0	
Other FTE:														
LEAP		0			0			0					0	
Overtime		0			0			0					0	
Grand Total, FTE		0			0			0					0	

Reprogramming/Transfers:

N/A

Carryover:

\$4.328M is direct carryover as of September 30, 2012.

Recoveries/Refunds:

\$0.413M is for recoveries as of September 30, 2012.

Enacted Rescissions: \$40K unobligated balance rescission as required by P.L. 112-55.

G. Crosswalk of 2013 Availability

Crosswalk of 2013 Availability
 Office of Justice Programs
 Public Safety Officers' Benefits
 (Dollars in Thousands)

Program Activity	FY 2013 Continuing Resolution*			Supplemental Appropriation	Reprogramming/Transfers			Carryover	Recoveries/Refunds	2013 Availability		
	Direct Pos.	Estim. FTE	Amount		Amount	Direct Pos.	Estim. FTE			Amount	Amount	Direct Pos.
PSOB Death	0	0	62,000	0	0	0	0	6,460	107	0	0	68,567
PSOB Education & Disability	0	0	16,400	0	0	0	0	6,387	0	0	0	22,787
Total Direct	0	0	78,400	0	0	0	0	12,847	107	0	0	91,354
Balance Rescission			0									0
Total Direct with Rescission			78,400									91,354
Reimbursable FTE		0				0		0			0	
Total Direct and Reimb. FTE		0				0		12,847			0	
Other FTE:												
LEAP		0				0		0			0	
Overtime		0				0		0			0	
Grand Total, FTE		0				0		12,847			0	

*The FY 2013 Continuing Resolution includes the 0.612% provided by the Continuing Appropriations Resolution, 2013 (P.L. 112-175, Section 101(c)).

Reprogramming/Transfers:

N/A

Carryover:

\$12.847M is direct carryover as of January 2013.

Recoveries/Refunds:

\$0.107M for direct recoveries/refunds as of January 2013.

J. Financial Analysis of Program Changes

Financial Analysis of Program Changes

Office of Justice Programs
 Public Safety Officers' Benefits
 (Dollars in Thousands)

Public Safety Officers' Benefits	Public Safety Officers' Death Benefit Program		Total Program Changes	
	Direct Pos.	Amount	Direct Pos.	Amount
42.0 Claims	0	3,000		3,000
Total Program Change Requests	0	3,000	0	3,000

L. Summary of Requirements by Object Class

Summary of Requirements by Object Class

Office of Justice Programs
Public Safety Officers' Benefits
(Dollars in Thousands)

Object Class	2012 Actual		2013 Availability*		2014 Request		Increase/Decrease	
	Direct FTE	Amount	Direct FTE	Amount	Direct FTE	Amount	Direct FTE	Amount
11.1 Full-Time Permanent	0	0	0	0	0	0	0	0
11.3 Other than Full-Time Permanent	0	0	0	0	0	0	0	0
11.5 Other Personnel Compensation	0	0	0	0	0	0	0	0
<i>Overtime</i>	0	0	0	0	0	0	0	0
<i>Other Compensation</i>	0	0	0	0	0	0	0	0
11.8 Special Personal Services Payments	0	0	0	0	0	0	0	0
Total	0	0	0	0	0	0	0	0
Other Object Classes								
12.0 Personnel Benefits		0		0		0		0
13.0 Benefits for former personnel		0		0		0		0
21.0 Travel and Transportation of Persons		0		0		0		0
22.0 Transportation of Things		0		0		0		0
23.1 Rental Payments to GSA		0		0		0		0
23.2 Rental Payments to Others		0		0		0		0
23.3 Communications, Utilities, and Miscellaneous Charges		0		0		0		0
24.0 Printing and Reproduction		0		0		0		0
25.1 Advisory and Assistance Services		2,947		0		0		0
25.2 Other Services from Non-Federal Sources		33		0		0		0
25.3 Other Goods and Services from Federal Sources		3,263		0		0		0
25.4 Operation and Maintenance of Facilities		0		0		0		0
25.5 Research and Development Contracts		0		0		0		0
25.6 Medical Care		0		0		0		0
25.7 Operation and Maintenance of Equipment		0		0		0		0
25.8 Subsistence and Support of Persons		0		0		0		0
26.0 Supplies and Materials		5		0		0		0
31.0 Equipment		0		0		0		0
32.0 Land and Structures		0		0		0		0
41.0 Grants, Subsidies, and Contributions		5,704		0		0		0
42.0 Insurance Claims and Indemnities		80,202		91,354		81,300		(10,054)
Total Obligations		92,154		91,354		81,300		(10,054)
Unobligated Balance, Start-of-Year		(4,328)		(12,847)		0		12,847
Rescission		40		0		0		0
Recoveries/Refunds		(413)		(107)		0		107
Unobligated End-of-Year, Available		12,847		0		0		0
Total Direct Requirements	0	100,300	0	78,400	0	81,300	0	2,900

*The 2013 Availability includes the 0.612% funding provided by the Continuing Appropriations Resolution, 2013 (P.L. 112-175, Section 101 (c)).

B. Summary of Requirements

Summary of Requirements

Office of Justice Programs

Crime Victims Fund

(Dollars in Thousands)

	FY 2014 Request		
	Direct Pos.	Estimate FTE	Amount
2012 Enacted ^{1/}	0	0	705,000
2012 Balance Rescission (if applicable)			0
Total 2012 Enacted (with Balance Rescission) ^{1/}	0	0	705,000
2013 Continuing Resolution	0	0	705,000
2013 Balance Rescission (if applicable)			0
2013 CR 0.612% Increase			0
2013 Supplemental Appropriation - Sandy Hurricane Relief			0
Total 2013 Continuing Resolution (with Balance Rescission and Supplemental)	0	0	705,000
Total Technical and Base Adjustments	0	0	0
2014 Current Services	0	0	705,000
Program Changes			
Increases:			
Crime Victims Fund Increase in Obligation Limitation	0	0	95,000
Subtotal, Increases	0	0	95,000
Total Program Changes	0	0	95,000
2014 Total Request	0	0	800,000
2014 Balance Rescission [if applicable]			0
2014 Total Request (with Balance Rescission)	0	0	800,000
2013 - 2014 Total Change	0	0	95,000

Note: The FTE for FY 2012 is actual and for FY 2013 and FY 2014 are estimates.

B. Summary of Requirements

Summary of Requirements

Office of Justice Programs
 Crime Victims Fund
 (Dollars in Thousands)

Program Activity	2012 Appropriation Enacted			2013 Continuing Resolution*			2014 Technical and Base Adjustments			2014 Current Services		
	Direct Pos.	Actual FTE	Amount	Direct Pos.	Est. FTE	Amount	Direct Pos.	Est. FTE	Amount	Direct Pos.	Est. FTE	Amount
Crime Victims Fund	0	0	705,000	0	0	705,000	0	0	0	0	0	705,000
Total Direct	0	0	705,000	0	0	705,000	0	0	0	0	0	705,000
Balance Rescission			0			0			0			0
Total Direct with Rescission			705,000			705,000			0			705,000
Reimbursable FTE		0			0			0			0	
Total Direct and Reimb. FTE		0			0			0			0	
Other FTE:												
LEAP		0			0			0			0	
Overtime		0			0			0			0	
Grand Total, FTE		0			0			0			0	

Program Activity	2014 Increases			2014 Offsets			2014 Request		
	Direct Pos.	Est. FTE	Amount	Direct Pos.	Est. FTE	Amount	Direct Pos.	Est. FTE	Amount
Crime Victims Fund	0	0	95,000	0	0	0	0	0	800,000
Total Direct	0	0	95,000	0	0	0	0	0	800,000
Balance Rescission			0			0			0
Total Direct with Rescission			95,000			0			800,000
Reimbursable FTE		0			0			0	
Total Direct and Reimb. FTE		0			0			0	
Other FTE:									
LEAP		0			0			0	
Overtime		0			0			0	
Grand Total, FTE		0			0			0	

*The FY 2013 Continuing Resolution includes the 0.612% provided by the Continuing Appropriations Resolution, 2013 (P.L. 112-175, Section 101(c)).

C. Program Changes by Decision Unit

FY 2014 Program Increases/Offsets by Decision Unit

Office of Justice Programs

Crime Victims Fund

(Dollars in Thousands)

Program Increases	Location of Description by Program Activity	Crime Victims Fund				Total Increases			
		Direct Pos.	Agt./ Atty.	Est. FTE	Amount	Direct Pos.	Agt./ Atty.	Est. FTE	Amount
Crime Victims Fund Increase in Obligation Limitation	Crime Victims Fund	0	0	0	95,000	0	0	0	95,000
Total Program Increases		0	0	0	95,000	0	0	0	95,000

D. Resources by DOJ Strategic Goal and Strategic Objective

Resources by Department of Justice Strategic Goal/Objective

Office of Justice Programs

Crime Victims Fund

(Dollars in Thousands)

Strategic Goal and Strategic Objective	2012 Appropriation Enacted		2013 Continuing Resolution*		2014 Current Services		2014 Increases		2014 Offsets		2014 Total Request	
	Direct/ Reimb FTE	Direct Amount	Direct/ Reimb FTE	Direct Amount	Direct/ Reimb FTE	Direct Amount	Direct/ Reimb FTE	Direct Amount	Direct/ Reimb FTE	Direct Amount	Direct/ Reimb FTE	Direct Amount
Goal 1 Prevent Terrorism and Promote the Nation's Security Consistent with the Rule of Law												
1.1 Prevent, disrupt, and defeat terrorist operations before they occur.	0	0	0	0	0	0	0	0	0	0	0	0
1.2 Prosecute those involved in terrorist acts.	0	0	0	0	0	0	0	0	0	0	0	0
1.3 Combat espionage against the United States.	0	0	0	0	0	0	0	0	0	0	0	0
Subtotal, Goal 1	0	0	0	0	0	0	0	0	0	0	0	0
Goal 2 Prevent Crime, Protect the Rights of the American People, and enforce Federal Law												
2.1 Combat the threat, incidence, and prevalence of violent crime.	0	0	0	0	0	0	0	0	0	0	0	0
2.2 Prevent and intervene in crimes against vulnerable of violent crime	0	705,000	0	705,000	0	705,000	0	95,000	0	0	0	800,000
2.3 Combat the threat, trafficking, and use of illegal drugs and the dive	0	0	0	0	0	0	0	0	0	0	0	0
2.4 Combat corruption, economic crimes, and international organized crime.	0	0	0	0	0	0	0	0	0	0	0	0
2.5 Promote and protect Americans' civil rights.	0	0	0	0	0	0	0	0	0	0	0	0
2.6 Protect the federal fisc and defend the interests of the US.	0	0	0	0	0	0	0	0	0	0	0	0
Subtotal, Goal 2	0	705,000	0	705,000	0	705,000	0	95,000	0	0	0	800,000
Goal 3 Ensure and Support the Fair, Impartial, Efficient, and Transparent Administration of Justice at the Federal, State, Local, Tribal and International Levels.												
3.1 Promote and Strengthen relationship and strategies for the administration of justice with state, local, tribal and international law enforcement.	0	0	0	0	0	0	0	0	0	0	0	0
3.2 Protect judges, witnesses, and other participants in federal proceedings; apprehend fugitives; and ensure the appearance of criminal defendants for judicial proceedings or confinement.	0	0	0	0	0	0	0	0	0	0	0	0
3.3 Provide for the safe, secure, humane, and cost-effective confinement of detainees awaiting trial and/or sentencing, and those of the custody of the Federal Prison System.	0	0	0	0	0	0	0	0	0	0	0	0
3.4 Adjudicate all immigration cases promptly and impartially in accordance with due process.	0	0	0	0	0	0	0	0	0	0	0	0
Subtotal, Goal 3	0	0	0	0	0	0	0	0	0	0	0	0
TOTAL	0	705,000	0	705,000	0	705,000	0	95,000	0	0	0	800,000

Note: Excludes Balance Rescission and/or Supplemental Appropriations.

*The FY 2013 Continuing Resolution includes the 0.612% provided by the Continuing Appropriations Resolution, 2013 (P.L. 112-175, Section 101(c)).

F. Crosswalk of 2012 Availability

Crosswalk of 2012 Availability

Office of Justice Programs

Crime Victims Fund

(Dollars in Thousands)

Program Activity	2012 Appropriation Enacted w/o Balance Rescission			Balance Rescission			Reprogramming/Transfers			Carryover	Recoveries/R efunds	2012 Actual		
	Direct Pos.	Actual FTE	Amount	Direct Pos.	Actual FTE	Amount	Direct Pos.	Actual FTE	Amount	Amount	Amount	Direct Pos.	Actual FTE	Amount
Crime Victims Fund	0	0	705,000	0	0		0	0	0	50,000	[2,751]	0	0	755,000
Total Direct	0	0	705,000	0	0	0	0	0	0	50,000	[2,751]	0	0	755,000
Reimbursable FTE		0			0			0					0	
Total Direct and Reimb. FTE		0			0			0					0	
Other FTE:														
LEAP		0			0			0					0	
Overtime		0			0			0					0	
Grand Total, FTE		0			0			0					0	

Reprogramming/Transfers:

N/A

Carryover:

\$50.0M is direct carryover as of September 30, 2012.

Recoveries/Refunds:

\$2.751M is for recoveries as of September 30, 2012.

G. Crosswalk of 2013 Availability

Crosswalk of 2013 Availability
 Office of Justice Programs
 Crime Victims Fund
 (Dollars in Thousands)

Program Activity	FY 2013 Continuing Resolution*			Supplemental Appropriation	Reprogramming/Transfers			Carryover	Recoveries/Refunds	2013 Availability		
	Direct Pos.	Estim. FTE	Amount		Amount	Direct Pos.	Estim. FTE			Amount	Amount	Direct Pos.
Crime Victims Fund	0	0	705,000	0	0	0	0	50,000	0	0	0	755,000
Total Direct	0	0	705,000	0	0	0	0	50,000	0	0	0	755,000
Balance Rescission			0									0
Total Direct with Rescission			705,000									755,000
Reimbursable FTE		0				0		0			0	
Total Direct and Reimb. FTE		0				0		50,000			0	
Other FTE:												
LEAP		0				0		0			0	
Overtime		0				0		0			0	
Grand Total, FTE		0				0		50,000			0	

*The FY 2013 Continuing Resolution includes the 0.612% provided by the Continuing Appropriations Resolution, 2013 (P.L. 112-175, Section 101(c)).

Reprogramming/Transfers:

N/A

Carryover:

\$50.0M is direct carryover as of January 2013.

Recoveries/Refunds:

N/A

J. Financial Analysis of Program Changes

Financial Analysis of Program Changes

Office of Justice Programs

Crime Victims Fund

(Dollars in Thousands)

Grades	Crime Victims Fund		Total Program Changes	
	Increase Crime Victims Fund Obligation Limitation			
	Direct Pos.	Amount	Direct Pos.	Amount
41.0 Grants, Subsidies, and Contributions		95,000		95,000
Total Program Change Requests	0	95,000	0	95,000

L. Summary of Requirements by Object Class

Summary of Requirements by Object Class

Office of Justice Programs
 Crime Victims Fund
 (Dollars in Thousands)

Object Class	2012 Actual		2013 Availability*		2014 Request		Increase/Decrease	
	Direct FTE	Amount	Direct FTE	Amount	Direct FTE	Amount	Direct FTE	Amount
11.1 Full-Time Permanent	0	0	0	0	0	0	0	0
11.3 Other than Full-Time Permanent	0	0	0	0	0	0	0	0
11.5 Other Personnel Compensation	0	0	0	0	0	0	0	0
<i>Overtime</i>	0	0	0	0	0	0	0	0
<i>Other Compensation</i>	0	0	0	0	0	0	0	0
11.8 Special Personal Services Payments	0	0	0	0	0	0	0	0
Total	0	0	0	0	0	0	0	0
Other Object Classes								
12.0 Personnel Benefits		0		0		0		0
13.0 Benefits for former personnel		0		0		0		0
21.0 Travel and Transportation of Persons		0		0		0		0
22.0 Transportation of Things		0		0		0		0
23.1 Rental Payments to GSA		0		0		0		0
23.2 Rental Payments to Others		0		0		0		0
23.3 Communications, Utilities, and Miscellaneous Charges		0		0		0		0
24.0 Printing and Reproduction		76		1,000		1,000		0
25.1 Advisory and Assistance Services		51,089		34,000		34,000		0
25.2 Other Services from Non-Federal Sources		7,807		17,000		17,000		0
25.3 Other Goods and Services from Federal Sources		57,015		56,000		56,000		0
25.4 Operation and Maintenance of Facilities		0		0		0		0
25.5 Research and Development Contracts		0		0		0		0
25.6 Medical Care		0		0		0		0
25.7 Operation and Maintenance of Equipment		358		0		0		0
25.8 Subsistence and Support of Persons		0		0		0		0
26.0 Supplies and Materials		0		0		0		0
31.0 Equipment		0		0		0		0
32.0 Land and Structures		0		0		0		0
41.0 Grants, Subsidies, and Contributions		594,895		596,000		691,000		95,000
42.0 Insurance Claims and Indemnities		664		1,000		1,000		0
Total Obligations		711,904		705,000		800,000		95,000
Unobligated Balance, Start-of-Year		(50,000)		(50,000)		0		50,000
Restore Reserve Fund		43,096		0		0		0
Recoveries/Refunds		0		0		0		0
Unobligated End-of-Year, Available		50,000		50,000		0		-50,000
Total Direct Requirements	0	755,000	0	705,000	0	800,000	0	95,000
Reimbursable FTE								
Full-Time Permanent	0		0		0		0	
23.1 Rental Payments to GSA (Reimbursable)		0		0		0		0
25.3 Other Goods and Services from Federal Sources - DHS Security (Reimbursable)		0		0		0		0

*The 2013 Availability includes the 0.612% funding provided by the Continuing Appropriations Resolution, 2013 (P.L. 112-175, Section 101 (c)).

M. Status of Congressionally Requested Studies, Reports, and Evaluations

Office of Justice Programs

(Dollars in Thousands)

Status of Congressionally Requested Studies, Reports, and Evaluations

1. Management and Administration Expenses. During fiscal year 2012, the conferees direct the Department to support management and administration expenses with program funding subject to the submission of details related to planned management and administration expenses, by program, as part of the Department's fiscal year 2012 spending plan. In addition, the spending plan should include planned expenses for training and technical assistance, research and statistics activities, interagency agreements, cooperative agreements and peer review, along with any additional general category of expense other than grants.

Status of Report: This report was transmitted to Congress on January 10, 2012.

2. Management and Administration Costs. The Office of Justice Programs (OJP), the Office on Violence Against Women (OVW), and the Office of Community Oriented Policing Services (COPS) are directed to report to the Committees on Appropriations on their formal definitions of management and administration costs or on the detailed guidance that governs decisions about the types of costs that should be considered management and administration costs.

Status of Report: This report is under development.

3. National Institute of Justice/Bureau of Justice Statistics/Missing and Exploited Children Programs Spend Plans. The Committee directs the Department to include in the Department's fiscal year 2012 spending plan, a plan for the use of all funding administered by the National Institute of Justice and the Bureau of Justice Statistics, respectively, and a plan for the use of funds provided for missing and exploited children programs.

Status of Report: This report was transmitted to Congress on January 10, 2012.

4. Victims of Trafficking. OJP shall consult with stakeholder groups in determining the overall allocation of Victims of Trafficking funding, including with respect to amounts allocated to assist foreign national victims, and provide to the Committees on Appropriations a plan for the use of these funds as part of the Department's fiscal year 2012 spending plan.

Status of Report: This report was transmitted to Congress on January 10, 2012.

5. Youth Mentoring Grants Report and Spend Plan. The conferees direct OJP to submit, as part of the Department's spending plan for fiscal year 2012, a report detailing the criteria and methodology that will be used to award youth mentoring grants and a spending plan for youth mentoring funds. The conferees expect that the Office of Juvenile Justice and Delinquency Prevention (OJJDP) will take all steps necessary to ensure fairness and objectivity in the award of these and future competitive grants.

Status of Report: This report was transmitted to Congress on January 10, 2012.

6. Tribal Assistance Funds. The conferees expect OJP to consult closely with tribal stakeholders in determining how tribal assistance funds will be allocated among grant programs that help improve public safety in tribal communities, such as grants for detention facilities under section 20109 of subtitle A of title II of the Violent Crime Control and Law Enforcement Act of 1994 (Public Law 103-322), civil and criminal legal assistance as authorized by title I of Public Law 106-559, tribal courts, and alcohol and substance abuse reduction assistance programs. The conferees direct OJP to submit, as part of the Department's spending plan for fiscal year 2012, a plan for the use of these funds that has been informed by such consultation.

Status of Report: This report was transmitted to Congress on January 10, 2012.

7. Missing and Exploited Children Spend Plan. The conference agreement includes \$65,000,000 for missing and exploited children programs, including funds for the ICAC task force program, to continue to expand efforts to protect the Nation's children, focusing on the areas of locating missing children, and addressing the growing wave of child sexual exploitation facilitated by the Internet. The conferees direct OJP to provide a spending plan for the use of these funds as part of the Department's spending plan for fiscal year 2012. The conferees OJP addresses the proliferation of Internet crimes against children is through ICAC task forces.

Status of Report: This report was transmitted to Congress on January 10, 2012.

8. Sex Offender Location, Arrest and Prosecution. The Committee recommendation includes \$9,000,000 for grants to assist in the location, arrest, and prosecution of child sexual predators, and to enforce sex offender registration laws, including grants for sex offender management assistance and for the National Sex Offender Public Website. The Committee directs the Department to include, in the Department's fiscal year 2012 spending plan, a plan for the use of all funding appropriated for these purposes.

Status of Report: This report was transmitted to Congress on January 10, 2012.

9. Second Chance Act Spend Plan. The conferees direct the Department to submit, as part of its spending plan for fiscal year 2012 a plan for the allocation of funds appropriated for Second Chance Act programs.

Status of Report: This report was transmitted to Congress on January 10, 2012.

10. DNA Backlog Elimination. The conferees direct the Department to submit both a spending plan with respect to funds appropriated for DNA-related programs, and a report on the alignment of appropriated funds with the authorized purposes of the Debbie Smith DNA backlog Grant Program, as part of the Department's spending plan for fiscal year 2012.

Status of Report: This report was transmitted to Congress on January 10, 2012.

11. Byrne Competitive Grants Spend Plan. The Committee's recommendation includes \$21,000,000 for competitive, peer-reviewed grants to programs of national significance to prevent crimes, improve the administration of justice or assist victims of crime. Within 60 days of enactment of this act, OJP is directed to provide a report and spend plan to the Committee, which detail the criteria and methodology that will be used to award these grants.

Status of Report: This report was transmitted to Congress on January 10, 2012.

12. National Parent Helpline. The Committee requests that the Department submit a report on the feasibility of establishing a national parent helpline to expand access for families in need of counseling or parental support groups.

Status of Report: This report was transmitted to Congress on December 14, 2012.

13. Direct Legal Services Representation. The conference agreement incorporates language in the Senate report that directing the Office for Victims of Crime to submit a report to the Committees on Appropriations within 60 days of notifying States of their Victims of Crime Act victim assistance formula allocation for fiscal year 2012.

Status of Report: This report is currently in the review/clearance process at the Department.

14. OJP/COPS/OWV Workload Analysis Staffing Models. The conferees direct each office to provide a report to the GAO and the Committees on Appropriation not later than 120 days after the enactment of this Act describing its updated staffing model based on the results of its workload analysis. In addition, the conferees direct GAO to examine each office's staffing model and report to the Committees on Appropriations, not later than 6 months after the date the offices submit their reports, with evaluation of models, and recommendations (as warranted), on how each office's staffing model could be further improved.

Status of Report: This report was transmitted to Congress on May 4, 2012.

15. DNA and Forensic Analysis Grants. The Committee directs the Department to submit quarterly progress reports on DNA funding distribution beginning 60 days after date of enactment of the accompanying act. Further, if the Department sees the need for the Forensic Science Technology Center of Excellence, it should incorporate these functions into its budget request.

Status of Report: This report is currently in the review/clearance process at the Department.

16. Training, Technical Assistance, Research and Statistics and Peer Review. As part of the budget submission for future fiscal years, the Department is directed to detail the actual costs for each grant office in each of these categories for the prior fiscal year, along with estimates of planned expenditures by each grant office in each of these categories for the current year and the budget year.

Status of Report: This report is under development.

Office of Justice Programs
Summary of Program Changes
FYs 2012-2014
(Dollars in Thousands)

Administered by		FY 2012 Enacted (P.L. 112-55)	FY 2013 C.R. with .612%	FY 2014 President's Budget Request	FY 2014 Pres Bud vs. FY 2012 Enacted
	Research, Evaluation, and Statistics				
BJS	Criminal Justice Statistics Programs	45,000	45,275	52,900	7,900
BJS	National Crime Victimization Survey	26,000	26,159	0	(26,000)
BJS	Redesign of the NCVS	10,000	10,061	0	(10,000)
BJS	Redesign and Development of Data Collection Programs for Indian Country	500	503	0	(500)
BJA	Regional Information Sharing System (RISS)	27,000	27,165	25,000	(2,000)
NIJ	Research, Development, and Evaluation Programs	40,000	40,245	44,500	4,500
NIJ	Transfer - NIST/OLES	5,000	5,031	0	(5,000)
	Forensic Science (<i>new program</i>)	0	0	9,000	9,000
NIJ	National Commission on Forensic Science (<i>new program</i>)	0	0	1,000	1,000
	Transfer - NIST	0	0	(3,000)	(3,000)
	Transfer - NSF	0	0	(5,000)	(5,000)
NIJ	CrimeSolutions.gov (Evaluation Clearinghouse/What Works Repository)	1,000	1,006	3,000	2,000
	Subtotal, RES	113,000	113,692	134,400	21,400
	State and Local Law Enforcement Assistance				
BJA	Border Initiatives	10,000	10,061	0	(10,000)
BJA	Bulletproof Vests Partnership	24,000	24,147	0	(24,000)
	NIST Transfer	1,500	1,509	0	(1,500)
BJA	Byrne Competitive Grants	15,000	15,092	15,000	0
BJA	Byrne Criminal Justice Innovation Program	15,000	15,092	35,000	20,000
BJA	Byrne Justice Assistance Grants (JAG) ^{2/}	370,000	372,264	395,000	25,000
BJA	State and Local Antiterrorism Training (SLATT)	2,000	2,012	2,000	0
NIJ	Research on Domestic Radicalization	4,000	4,024	0	(4,000)
BJA	Criminal Justice Reform and Recidivism Reduction	6,000	6,037	0	(6,000)
BJA	State and Local Assistance Help Desk and Diagnostic Center (E21)	4,000	4,024	2,000	(2,000)
BJA	VALOR Initiative	2,000	2,012	15,000	13,000
BJA	Smart Policing	0	0	10,000	10,000
BJA	Smart Prosecution (<i>new program</i>)	0	0	5,000	5,000
BJA	Voter Education on Puerto Rico Plebiscite (<i>new program</i>)	0	0	2,500	2,500
BJA	Presidential Nominating Conventions ^{2/}	100,000	100,612	0	(100,000)

Office of Justice Programs
Summary of Program Changes
FYs 2012-2014
(Dollars in Thousands)

Administered by		FY 2012 Enacted (P.L. 112-55)	FY 2013 C.R. with .612%	FY 2014 President's Budget Request	FY 2014 Pres Bud vs. FY 2012 Enacted
BJA	Byrne Incentive Grants (<i>new program</i>)	0	0	40,000	40,000
BJA	Byrne Evidence-Based Incentive Grants (<i>new program</i>)	0	0	15,000	15,000
BJA	Byrne System Realignment Incentive Grants (<i>new program</i>)	0	0	25,000	25,000
BJA	Capital Litigation Improvement Grant Program	3,000	3,018	2,000	(1,000)
OJJDP	Court Appointed Special Advocate Program	4,500	4,528	0	(4,500)
OJJDP	Defending Childhood/Children Exposed to Violence	10,000	10,061	23,000	13,000
NIJ	DNA Related and Forensic Programs and Activities	125,000	125,765	100,000	(25,000)
NIJ	DNA Backlog	117,000	117,716	0	(117,000)
NIJ	Post-Conviction DNA Testing	4,000	4,024	0	(4,000)
NIJ	Sexual Assault Nurse Examiners	4,000	4,024	0	(4,000)
NIJ	Sexual Assault Kit Backlog Reduction	0	0	20,000	20,000
BJA	Drug Court Program	35,000	35,214	0	(35,000)
BJA/NIJ	Economic, High-tech, Cybercrime Prevention	7,000	7,043	9,000	2,000
BJA	Intellectual Property Enforcement Program	0	0	2,500	2,500
SMART	Implementation of Adam Walsh Act	20,000	20,122	20,000	0
BJA	Indian Country Initiatives	38,000	38,233	0	(38,000)
BJA	John R. Justice Loan Repayment Grant Program	4,000	4,024	0	(4,000)
BJA	Justice Reinvestment (Criminal Justice Reform and Recidivism Reduction)	0	0	85,000	85,000
BJA	Mentally Ill Offender Act Program	9,000	9,055	0	(9,000)
BJA	Missing Alzheimer's Patient Alert Program	1,000	1,006	0	(1,000)
BJS	National Criminal Records History Improvement Program (NCHIP)	6,000	6,037	50,000	44,000
BJS	National Instant Criminal Background Check System (NICS) Grants	5,000	5,031	5,000	0
SMART	National Sex Offender Public Website	1,000	1,006	1,000	0
NIJ	Paul Coverdell Grants	12,000	12,073	0	(12,000)
BJA	Prescription Drug Monitoring Program	7,000	7,043	7,000	0
BJA	Prison Rape Prevention and Prosecution Program	12,500	12,577	10,500	(2,000)
BJA	Problem Solving Courts (Drug, Mental Health, Other) / Problem Solving Justice	0	0	44,000	44,000
BJA	Project Hawaii Opportunity Probation with Enforcement (HOPE) (<i>new program</i>)	0	0	10,000	10,000
BJA	Residential Substance Abuse Treatment	10,000	10,061	19,000	9,000
BJA/OJJDP	Second Chance Act/Offender Re-entry	63,000	63,386	119,000	56,000
BJA/OJJDP	Children of Incarcerated Parents Demonstration Grants (<i>new program</i>)	0	0	5,000	5,000
BJA/OJJDP	Pay for Success (discretionary) (<i>new program</i>)	0	0	30,000	30,000
BJA/OJJDP	Pay for Success (Permanent Supportive Housing Model) (<i>new program</i>)	0	0	10,000	10,000
BJA/OJJDP	Smart Probation	4,000	4,024	10,000	6,000
BJA	S&L Gun Crime Prosecution Assistance/Violent Gang and Gun Crime Reduction	5,000	5,031	5,000	0
BJA	State Criminal Alien Assistance Program (SCAAP)	240,000	241,469	0	(240,000)
BJS/OVC/BJA	Victims of Trafficking	10,500	10,564	10,500	0
	Total, State and Local Law Enforcement Asst	1,162,500	1,169,615	1,005,000	(157,500)

Office of Justice Programs
Summary of Program Changes
Fys 2012-2014
(Dollars in Thousands)

Administered by		FY 2012 Enacted (P.L. 112-55)	FY 2013 C.R. with .612%	FY 2014 President's Budget Request	FY 2014 Pres Bud vs. FY 2012 Enacted
	Juvenile Justice Programs				
OJJDP	Child Abuse Training Programs for Judicial Personnel and Practitioners	1,500	1,509	0	(1,500)
OJJDP	Children of Incarcerated Parents Web Portal (<i>new program</i>)	0	0	500	500
OJJDP	Community-Based Violence Prevention Initiative	8,000	8,049	25,000	17,000
OJJDP	Competitive Grant for Girls in the Juvenile Justice System (<i>new program</i>)	0	0	2,000	2,000
OJJDP	Delinquency Prevention Program (formerly Title V: Local Delinquency Prevention Incentive Grants)	20,000	20,122	56,000	36,000
OJJDP	Enforcing Underage Drinking Laws	5,000	5,031	0	(5,000)
OJJDP/BJA	Gang Prevention/Gang and Youth Violence Prevention and Intervention Initiatives	5,000	5,031	0	(5,000)
OJJDP	Tribal Youth Program	10,000	10,061	0	(10,000)
OJJDP	Juvenile Justice and Education Collaboration Assistance (JJECA) (<i>new program</i>)	0	0	20,000	20,000
OJJDP	Child Abuse Training Programs for Judicial Personnel and Practitioners	0	0	TBD	TBD
OJJDP	VOCA - Improving Investigation and Prosecution of Child Abuse Program	0	0	TBD	TBD
OJJDP	Court Appointed Special Advocate Program	0	0	TBD	TBD
OJJDP	Juvenile Accountability Block Grant (JABG) Program	30,000	30,184	30,000	0
OJJDP	Juvenile Justice Realignment Incentive Grants (<i>new program</i>)	0	0	20,000	20,000
OJJDP	Missing and Exploited Children	65,000	65,398	67,000	2,000
OJJDP	Internet Crimes Against Children (ICAC)	0	0	22,000	22,000
OJJDP	National Forum on Youth Violence Prevention	2,000	2,012	4,000	2,000
OJJDP	Part B: Formula Grants	40,000	40,245	70,000	30,000
OJJDP	VOCA - Improving Investigation and Prosecution of Child Abuse Program	18,000	18,110	0	(18,000)
OJJDP	Youth Mentoring	78,000	78,477	58,000	(20,000)
	Subtotal, JJ	262,500	264,107	332,500	70,000
	Public Safety Officers Benefits				
BJA	Public Safety Officers Disability Benefit Program	TBD	TBD	TBD	TBD
BJA	Public Safety Officers Education Assistance	TBD	TBD	TBD	TBD
	Subtotal, PSOB Discretionary	16,300	16,400	16,300	0
	Total, OJP Discretionary (including CVF Disc. in FY 2013)	1,554,300	1,563,812	1,488,200	(66,100)
OJP	<i>New Flexible Tribal Grant - Set Aside</i>	0	0	103,033	103,033
OJP	<i>Research, Evaluation, and Statistics Set Aside</i>	29,060	29,238	27,310	(1,750)
	<i>Federal Inmate Research and Evaluation (transfer to BOP)</i>	1,300	1,300	0	(1,300)
	<i>NAS Study on Current and Future Crime Data Needs</i>	0	0	1,500	1,500
	<i>Demonstration Field Experiment - Chicago CeaseFire/CureViolence</i>	0	0	3,500	3,500
	<i>Gun Safety Research</i>	0	0	2,000	2,000
BJA	Public Safety Officers Benefits (Death Mandatory)^{1/}	62,000	62,000	65,000	3,000
BJA	Supplemental PSOB Funding				

Office of Justice Programs
 Summary of Program Changes
 FYs 2012-2014
 (Dollars in Thousands)

Administered by		FY 2012 Enacted (P.L. 112-55)	FY 2013 C.R. with .612%	FY 2014 President's Budget Request	FY 2014 Pres Bud vs. FY 2012 Enacted
	Subtotal, PSOB Mandatory	62,000	62,000	65,000	3,000
OVC	Crime Victims Fund* (Mandatory) ^{3/}	705,000	705,000	800,000	95,000
OVC	CVF Obligations Cap	705,000	705,000	745,000	40,000
	Crime Victims Fund - Vision 21			45,000	45,000
	Tribal Assistance for Victims of Violence - Vision 21 <i>(new program)</i>			[25,000]	[25,000]
	Domestic Trafficking Victims Grants <i>(new program)</i>			10,000	10,000
BJA	Medical Malpractice Grants to States/RES (Mandatory)	0		0	0
	Total, OJP Mandatory (PSOB, CVF and Med. Mal.)	767,000	767,000	865,000	98,000
	Total, OJP Discretionary/Mandatory	2,321,300	2,330,812	2,353,200	31,900
	Rescission (from Unobligated Balances)	(55,000)	(55,000)	(47,000)	8,000

Note: The FY 2012 Appropriations Act, as well as the FY 2014 request, reestablishes previous practices allowing OJP to support management and administration expenses with program funding.

*In addition to the funding levels provided for the Crime Victims Fund, there is \$50 million available for the Antiterrorism Reserve carried over from prior year balances.

1/ In FY 2012, OJP requested and received an additional \$22 million for the PSOB Death Benefits program, resulting in a new FY 2012 Grand Total of \$2,343.3 million.

2/ In FY 2012, a total of \$470 million was appropriated for the Byrne JAG Program, of which \$100 million was for Presidential Nominating Conventions. On this table, funding for the Presidential Nominating Conventions (\$100 million) and the rest of the Byrne JAG Program (\$370 million) is displayed on separate lines.

3/ The FY 2014 President's Budget request includes appropriations language that would allow OJP to apply the 2% Research, Evaluation, and Statistics set-aside to the funding provided under the Crime Victims Fund obligation cap for the purposes of supporting crime victim-related research, statistical, and data collection activities. This would permit OJP to use up to \$15.5 million from the Crime Victims Fund to support these activities.